

# DAILY REPORT



For more information, email [trading\\_sales@tsx.com](mailto:trading_sales@tsx.com)

June 8, 2022

Indices	June 8 Close	Previous Close	Change	% Change
S&P/TSX Composite Index	20,792.43			%
S&P/TSX 60 Index	1,254.51			%
S&P/TSX Venture Composite	724.19			%
S&P/TSX Completion Index	1,218.29			%
S&P/TSX Smallcap Index	780.76			%

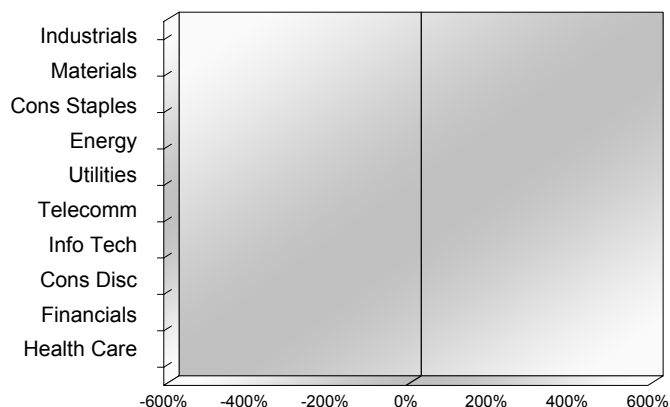
S&P/TSX Composite Index		
Advancers	Decliners	Unchanged
0	0	0

S&P/TSX Composite Index			
Top 10 Index Contributors		Top 10 Index Detractors	
Constituent	Index Contribution	Constituent	Index Contribution

S&P/TSX Composite Index			
Top 10 Advancers		Top 10 Decliners	
Constituent	Return	Constituent	Return
	%		%

S&P/TSX Composite Index				
Sector	# of Index Constituents	Weight	Market Cap (\$B)	Index Contribution
Industrials	30	%	\$339.93	
Materials	52	%	\$375.02	
Consumer Staples	11	%	\$118.39	
Energy	34	%	\$596.64	
Utilities	16	%	\$146.20	
Communication Services	7	%	\$149.79	
Information Technology	16	%	\$161.29	
Consumer Discretionary	14	%	\$97.15	
Financials	28	%	\$948.62	
Health Care	8	%	\$12.23	
<b>S&amp;P/TSX Composite Index</b>	<b>216</b>	<b>%</b>	<b>\$2,945.27</b>	

S&P/TSX Composite Index - Sectors Returns



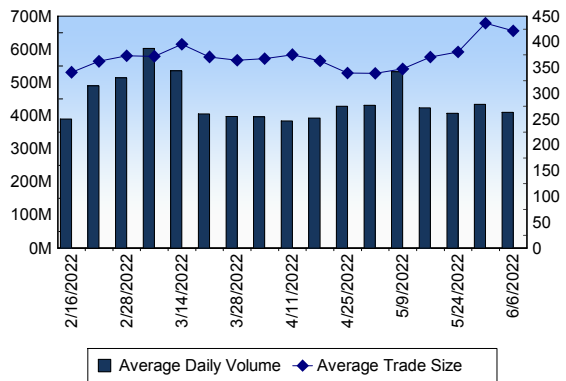
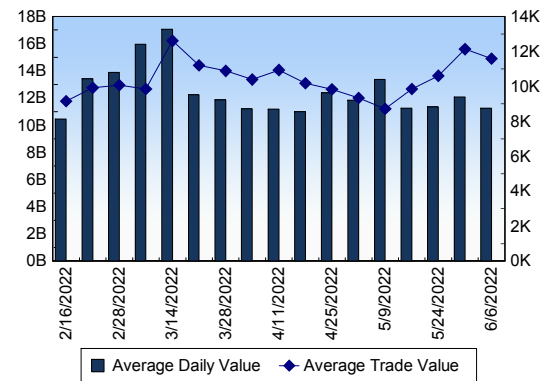
This report is published by TSX Inc. TSX Inc. does not guarantee either the completeness or the accuracy of this information. The information contained in this report is provided for informational purposes only and you agree not to rely upon the information contained in this report for any trading, business or financial purpose. These sheets are printed in Canada and issued by TSX Inc. under the express condition, to which everyone receiving or making use thereof assents, that no liability shall be incurred by TSX Inc. or its affiliated companies or any other vendor or donor, including, without limitation, for reliance on or for any errors or inaccuracies in this report. Neither TMX Group Limited, TSX Inc., nor any of their affiliated companies, guarantees the completeness of the information contained in this document and are not responsible for any errors or omission in or your use of, or reliance on, the information. This publication is under copyright. © 2016 TSX Inc. All rights reserved. Do not copy, distribute, sell or modify this publication without the prior written consent of TSX Inc. <http://www.tsx.com/trading>

**TSX**

Daily Volume	409,992,008
Daily Value	\$11,313,045,564
Daily Trades	996,783
Daily Symbols Traded	2,039

**TSX ANONYMOUS TRADING**

Daily Volume	159,685,983
Daily Value	\$3,960,325,884
Average Trade Size	336
% TSX Volume	38.95 %

**TSX Volume****TSX Value ( in Canadian Dollars )****Top 20 TSX Symbols by Volume**

Symbol	TSX Volume	TSX Value
HND	17,164,576	\$35,441,840
BTE	14,576,214	\$127,913,696
CPG	10,794,037	\$145,455,487
ATH	10,346,197	\$34,633,078
TRP	8,657,990	\$638,804,218
ARX	7,351,586	\$163,631,216
WCP	7,292,249	\$91,336,416
TVE	6,555,463	\$41,974,369
SU	6,276,125	\$333,544,311
CVE	6,252,670	\$192,774,403
T	5,724,531	\$179,128,515
TD	5,051,193	\$479,104,489
GTE	4,708,299	\$12,289,477
CNQ	4,702,724	\$403,181,358
MFC	4,487,391	\$105,677,534
DML	4,316,072	\$7,309,461
YRI	4,028,699	\$28,117,192
GXE	4,009,752	\$6,370,878
ENB	3,962,606	\$234,896,550
CM	3,691,762	\$258,598,119

**Top 20 TSX Symbols by Value**

Symbol	TSX Volume	TSX Value
TRP	8,657,990	\$638,804,218
TD	5,051,193	\$479,104,489
CNQ	4,702,724	\$403,181,358
RY	2,741,771	\$361,740,703
SU	6,276,125	\$333,544,311
CNR	2,279,906	\$329,146,727
BNS	3,482,498	\$294,142,608
NTR	2,391,188	\$265,992,861
CM	3,691,762	\$258,598,119
BMO	1,770,626	\$241,992,096
ENB	3,962,606	\$234,896,550
CVE	6,252,670	\$192,774,403
SHOP	392,924	\$192,280,700
BCE	2,813,459	\$191,897,764
T	5,724,531	\$179,128,515
ARX	7,351,586	\$163,631,216
SLF	2,527,321	\$158,060,136
WFG	1,347,225	\$154,427,520
CP	1,634,026	\$152,923,005
TECK.B	2,640,018	\$148,806,127

**ETF Trading**

Daily Volume	40,480,203	Average Trade Value	\$10,767
Daily Value	\$512,325,987	Average Trade Size	851
# Trades	47,582	# of ETFs Traded	786

**Top 10 ETFs by TSX Volume**

Symbol	Market Volume	Market Value
HND	17,164,576	\$35,441,840
HOD	2,653,887	\$4,783,922
XIU	2,635,670	\$83,451,067
XEG	1,527,604	\$28,260,369
HQD	1,167,047	\$9,119,028
HNU	975,182	\$40,013,701
ZEB	800,101	\$30,344,862
HQU	639,362	\$7,490,957
DLR	626,715	\$7,902,138
HOU	522,763	\$17,611,503

**Top 10 ETFs by TSX Value**

Symbol	Market Volume	Market Value
XIU	2,635,670	\$83,451,067
HNU	975,182	\$40,013,701
HND	17,164,576	\$35,441,840
ZEB	800,101	\$30,344,862
XEG	1,527,604	\$28,260,369
HOU	522,763	\$17,611,503
HXT	260,879	\$13,121,369
HQD	1,167,047	\$9,119,028
XRE	480,397	\$8,832,236
XSP	186,345	\$8,281,355

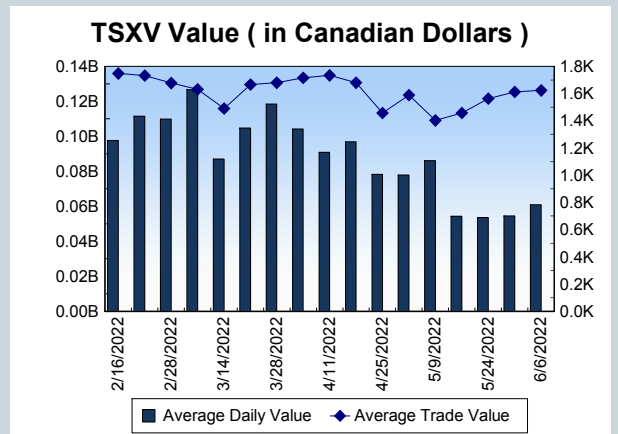
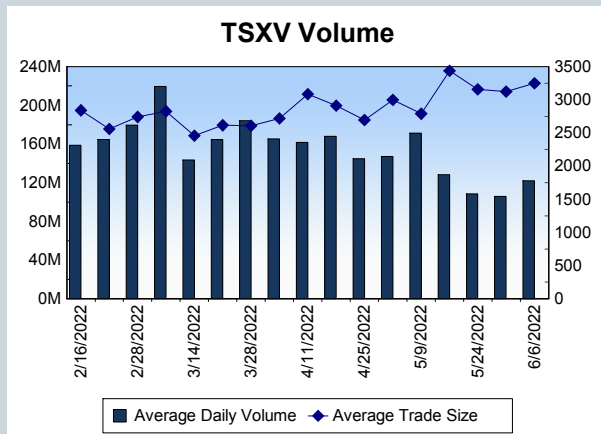
<b>Block Trades</b>	<b>Non Block Trades</b>
1,565	995,218

Top 5 Block Trade Brokers by Volume	
Broker	TSX Block Volume
GOLDMAN SACHS CANADA I	36,759,700
NATIONAL BANK FINANCIAL	23,160,500
MORGAN STANLEY CANADA	19,180,400
BMO NESBITT BURNS INC.	12,470,050
TD SECURITIES INC.	11,872,000

Top 5 Block Trade Symbols by Volume	
Symbol	TSX Block Volume
TRP	7,431,600
BTE	3,561,500
TD	3,512,400
WCP	3,493,800
T	3,380,600

TSXV	
Daily Volume	129,225,432
Daily Value	\$68,459,153
Daily Trades	40,142
Daily Symbols Traded	1,195

TSXV ANONYMOUS TRADING	
Daily Volume	64,430,189
Daily Value	\$33,855,397
Average Trade Size	3,311
% TSXV Volume	49.86%



Top 20 TSXV Symbols by Volume		
Symbol	TSXV Volume	TSXV Value
PEI	3,129,856	\$230,659
LOU	2,522,245	\$2,323,573
SNV	2,442,063	\$117,199
PQE	2,389,857	\$622,797
TAL	2,211,607	\$2,116,971
ROS	2,067,188	\$605,529
VERY	1,852,403	\$731,005
CMC	1,792,746	\$260,975
JOR	1,780,222	\$119,109
PEGA	1,731,481	\$139,895
SOIL.WT	1,585,000	\$57,725
FL	1,322,048	\$3,309,914
POE	1,278,278	\$1,415,601
DEC	1,233,000	\$30,990
LIO	1,224,399	\$1,931,925
BHS	1,188,245	\$59,412
MOON	1,113,152	\$33,321
RABI	1,032,681	\$20,654
CNL	1,031,400	\$3,615,530
NBM	1,013,226	\$323,912

Top 20 TSXV Symbols by Value		
Symbol	TSXV Volume	TSXV Value
CNL	1,031,400	\$3,615,530
FL	1,322,048	\$3,309,914
TOI	35,536	\$2,726,766
HIVE	501,779	\$2,510,305
LOU	2,522,245	\$2,323,573
TAL	2,211,607	\$2,116,971
LIO	1,224,399	\$1,931,925
POE	1,278,278	\$1,415,601
WE	273,681	\$1,346,298
AMC	253,975	\$1,295,938
URC	282,270	\$1,198,756
SOIL	408,633	\$1,166,378
NFG	126,146	\$902,095
FOM	335,012	\$870,877
SOU	680,003	\$800,773
HME	407,733	\$776,097
LTH	602,790	\$769,671
EU	513,257	\$747,691
VERY	1,852,403	\$731,005
CVW	423,301	\$703,723

Dark TSX/TSXV Trading			
Volume	18,155,560	Daily Trades	73,528
Value	557,069,807	Daily Symbols Traded	1,220