

DAILY REPORT



For more information, email trading_sales@tsx.com

June 13, 2022

Indices	June 13 Close	Previous Close	Change	% Change
S&P/TSX Composite Index	19,742.56			%
S&P/TSX 60 Index	1,194.52			%
S&P/TSX Venture Composite	671.90			%
S&P/TSX Completion Index	1,143.81			%
S&P/TSX Smallcap Index	727.16			%

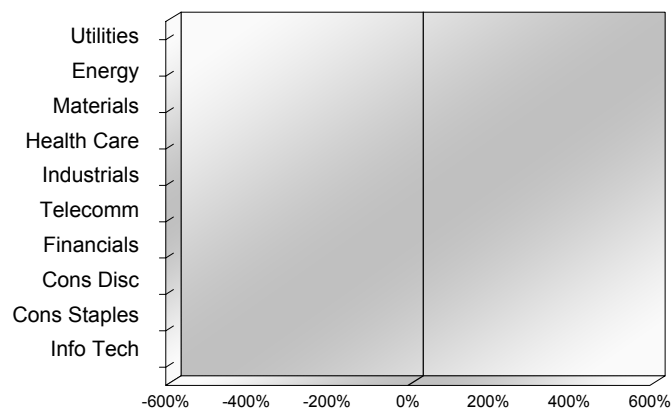
S&P/TSX Composite Index		
Advancers	Decliners	Unchanged
0	0	0

S&P/TSX Composite Index			
Top 10 Index Contributors		Top 10 Index Detractors	
Constituent	Index Contribution	Constituent	Index Contribution

S&P/TSX Composite Index			
Top 10 Advancers		Top 10 Decliners	
Constituent	Return	Constituent	Return
	%		%

S&P/TSX Composite Index				
Sector	# of Index Constituents	Weight	Market Cap (\$B)	Index Contribution
Utilities	16	%	\$143.94	
Energy	34	%	\$564.05	
Materials	52	%	\$359.01	
Health Care	8	%	\$10.76	
Industrials	30	%	\$324.24	
Communication Services	7	%	\$144.84	
Financials	28	%	\$899.99	
Consumer Discretionary	14	%	\$90.93	
Consumer Staples	11	%	\$114.47	
Information Technology	16	%	\$145.71	
S&P/TSX Composite Index	216	%	\$2,797.94	

S&P/TSX Composite Index - Sectors Returns



This report is published by TSX Inc. TSX Inc. does not guarantee either the completeness or the accuracy of this information. The information contained in this report is provided for informational purposes only and you agree not to rely upon the information contained in this report for any trading, business or financial purpose. These sheets are printed in Canada and issued by TSX Inc. under the express condition, to which everyone receiving or making use thereof assents, that no liability shall be incurred by TSX Inc. or its affiliated companies or any other vendor or donor, including, without limitation, for reliance on or for any errors or inaccuracies in this report. Neither TMX Group Limited, TSX Inc., nor any of their affiliated companies, guarantees the completeness of the information contained in this document and are not responsible for any errors or omission in or your use of, or reliance on, the information. This publication is under copyright. © 2016 TSX Inc. All rights reserved. Do not copy, distribute, sell or modify this publication without the prior written consent of TSX Inc. <http://www.tsx.com/trading>

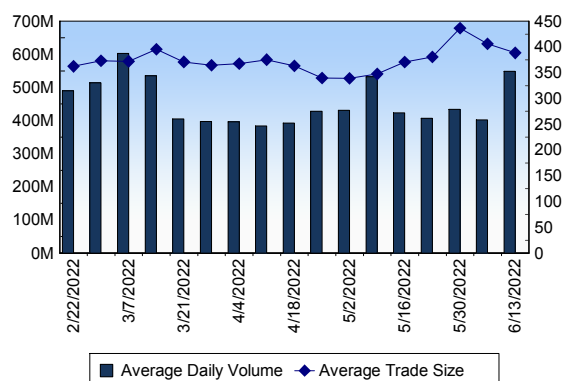
TSX

Daily Volume	549,075,658
Daily Value	\$14,787,814,741
Daily Trades	1,413,396
Daily Symbols Traded	2,162

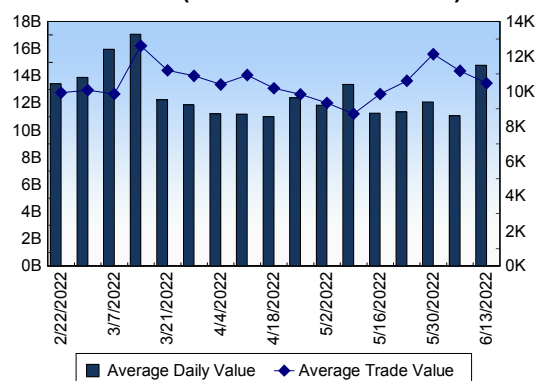
TSX ANONYMOUS TRADING

Daily Volume	225,913,853
Daily Value	\$6,160,747,921
Average Trade Size	345
% TSX Volume	41.14 %

TSX Volume



TSX Value (in Canadian Dollars)



Top 20 TSX Symbols by Volume

Symbol	TSX Volume	TSX Value
UEX	15,293,141	\$5,360,101
ENB	14,813,647	\$840,918,259
ATH	13,815,885	\$43,084,286
SU	12,269,159	\$624,174,270
BTE	11,152,749	\$92,952,018
CPG	10,439,783	\$129,487,753
XIU	9,872,001	\$297,671,644
CNQ	9,676,749	\$771,379,997
MFC	8,950,084	\$197,601,862
T	8,801,864	\$263,205,281
BCE	8,681,136	\$573,297,475
CVE	8,519,458	\$246,952,640
ABX	6,834,671	\$177,717,681
TRP	6,463,334	\$458,093,327
XEG	6,259,165	\$108,446,379
K	5,868,771	\$32,602,416
HND	5,788,026	\$12,583,224
AC	5,681,605	\$109,110,857
TVE	5,621,893	\$33,429,531
AQN	4,862,276	\$86,754,553

Top 20 TSX Symbols by Value

Symbol	TSX Volume	TSX Value
ENB	14,813,647	\$840,918,259
CNQ	9,676,749	\$771,379,997
SU	12,269,159	\$624,174,270
BCE	8,681,136	\$573,297,475
TRP	6,463,334	\$458,093,327
TD	4,542,537	\$409,947,996
RY	2,783,167	\$352,603,133
BNS	4,139,410	\$334,990,479
XIU	9,872,001	\$297,671,644
NTR	2,524,604	\$275,346,308
CM	4,146,589	\$272,615,104
T	8,801,864	\$263,205,281
BMO	1,988,244	\$256,974,226
CVE	8,519,458	\$246,952,640
CNR	1,657,825	\$230,580,956
SLF	3,345,456	\$200,502,617
MFC	8,950,084	\$197,601,862
ABX	6,834,671	\$177,717,681
IMO	2,359,108	\$164,709,634
TOU	2,201,300	\$162,841,083

ETF Trading

Daily Volume	71,074,217	Average Trade Value	\$10,938
Daily Value	\$1,296,447,015	Average Trade Size	600
# Trades	118,528	# of ETFs Traded	889

Top 10 ETFs by TSX Volume

Symbol	Market Volume	Market Value
XIU	9,872,001	\$297,671,644
XEG	6,259,165	\$108,446,379
HND	5,788,026	\$12,583,224
HQD	2,555,236	\$24,408,462
HOD	2,503,512	\$4,679,014
HXT	2,274,093	\$108,854,379
BTCC.B	2,195,952	\$9,687,859
ETHX.B	2,048,227	\$11,774,372
BTCC	1,559,541	\$7,269,643
BTCX.B	1,496,152	\$6,715,444

Top 10 ETFs by TSX Value

Symbol	Market Volume	Market Value
XIU	9,872,001	\$297,671,644
HXT	2,274,093	\$108,854,379
XEG	6,259,165	\$108,446,379
XSP	1,071,347	\$43,462,396
ZEB	969,642	\$34,949,537
HNU	850,291	\$32,345,825
XFN	630,070	\$28,783,858
XIC	896,845	\$28,339,020
HQD	2,555,236	\$24,408,462
VFV	189,487	\$16,401,250

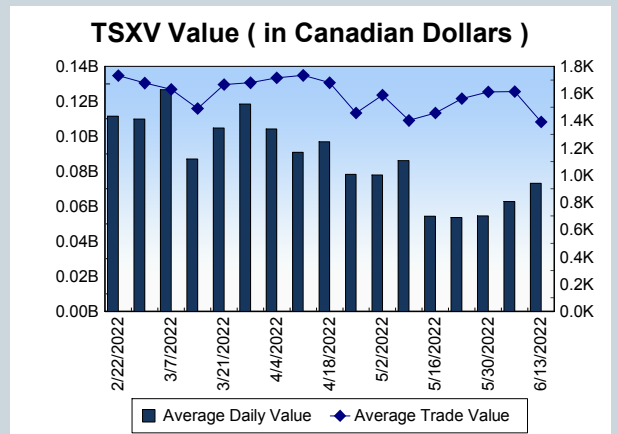
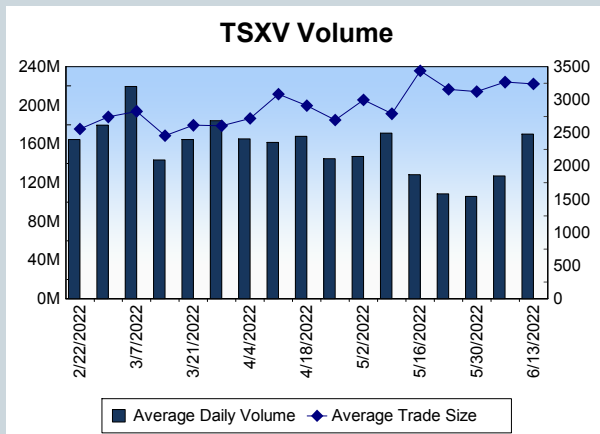
Block Trades	Non Block Trades
1,556	1,411,840

Top 5 Block Trade Brokers by Volume	
Broker	TSX Block Volume
GOLDMAN SACHS CANADA I	42,010,800
NATIONAL BANK FINANCIAL	25,748,000
RBC CAPITAL MARKETS	24,929,600
MORGAN STANLEY CANADA	24,033,100
TD SECURITIES INC.	18,351,548

Top 5 Block Trade Symbols by Volume	
Symbol	TSX Block Volume
ENB	10,696,000
T	6,734,300
BCE	6,712,800
CNQ	6,508,600
SU	5,836,600

TSXV	
Daily Volume	170,103,055
Daily Value	\$73,066,679
Daily Trades	52,507
Daily Symbols Traded	1,289

TSXV ANONYMOUS TRADING	
Daily Volume	79,793,961
Daily Value	\$38,330,567
Average Trade Size	3,403
% TSXV Volume	46.91%



Top 20 TSXV Symbols by Volume		
Symbol	TSXV Volume	TSXV Value
CMC	14,253,195	\$1,258,213
BMK	2,829,390	\$56,589
AEC	2,561,452	\$227,458
DM	2,192,540	\$312,553
PEI	1,815,218	\$148,316
CSTR	1,736,238	\$53,752
TAL	1,586,991	\$1,316,744
AFM	1,550,977	\$1,442,676
PQE	1,536,897	\$403,779
SOU	1,469,677	\$1,936,878
SNM	1,451,017	\$132,492
BNCH	1,351,254	\$1,085,179
DMGI	1,256,639	\$346,616
ROK	1,207,666	\$355,095
NOB	1,177,401	\$70,519
ATX	1,152,962	\$848,417
VERY	1,090,560	\$436,066
FUU	1,088,155	\$90,885
NXS	1,084,510	\$16,630
KO	1,077,200	\$22,627

Top 20 TSXV Symbols by Value		
Symbol	TSXV Volume	TSXV Value
TOI	75,237	\$5,191,021
HIVE	1,014,534	\$3,858,225
RECO	541,287	\$2,585,171
SOU	1,469,677	\$1,936,878
SOIL	700,230	\$1,915,064
AFM	1,550,977	\$1,442,676
AMC	305,499	\$1,410,042
TAL	1,586,991	\$1,316,744
CMC	14,253,195	\$1,258,213
SLI	202,623	\$1,201,517
BNCH	1,351,254	\$1,085,179
NFG	151,411	\$1,050,679
EU	784,135	\$955,361
LI	414,499	\$909,782
SALT	412,193	\$866,131
ATX	1,152,962	\$848,417
SOIL.R	301,020	\$829,957
CNC	391,191	\$710,395
FL	296,285	\$685,488
LOU	751,668	\$667,111

Dark TSX/TSXV Trading			
Volume	25,931,550	Daily Trades	95,724
Value	772,198,346	Daily Symbols Traded	1,383