

DAILY REPORT



For more information, email trading_sales@tsx.com

February 16, 2022

Indices	February 16 Close	Previous Close	Change	% Change
S&P/TSX Composite Index	21,383.64			%
S&P/TSX 60 Index	1,294.37			%
S&P/TSX Venture Composite	870.06			%
S&P/TSX Completion Index	1,236.77			%
S&P/TSX Smallcap Index	803.18			%

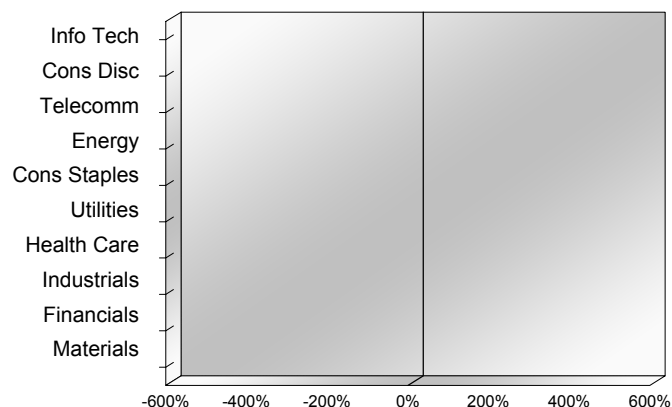
S&P/TSX Composite Index		
Advancers	Decliners	Unchanged
0	0	0

S&P/TSX Composite Index			
Top 10 Index Contributors		Top 10 Index Detractors	
Constituent	Index Contribution	Constituent	Index Contribution

S&P/TSX Composite Index			
Top 10 Advancers		Top 10 Decliners	
Constituent	Return	Constituent	Return
	%		%

S&P/TSX Composite Index				
Sector	# of Index Constituents	Weight	Market Cap (\$B)	Index Contribution
Information Technology	16	%	\$225.47	
Consumer Discretionary	14	%	\$110.23	
Communication Services	7	%	\$152.25	
Energy	32	%	\$469.00	
Consumer Staples	11	%	\$112.83	
Utilities	16	%	\$135.05	
Health Care	8	%	\$23.01	
Industrials	30	%	\$365.41	
Financials	28	%	\$1,053.96	
Materials	54	%	\$380.07	
S&P/TSX Composite Index	216	%	\$3,027.27	

S&P/TSX Composite Index - Sectors Returns



This report is published by TSX Inc. TSX Inc. does not guarantee either the completeness or the accuracy of this information. The information contained in this report is provided for informational purposes only and you agree not to rely upon the information contained in this report for any trading, business or financial purpose. These sheets are printed in Canada and issued by TSX Inc. under the express condition, to which everyone receiving or making use thereof assents, that no liability shall be incurred by TSX Inc. or its affiliated companies or any other vendor or donor, including, without limitation, for reliance on or for any errors or inaccuracies in this report. Neither TMX Group Limited, TSX Inc., nor any of their affiliated companies, guarantees the completeness of the information contained in this document and are not responsible for any errors or omission in or your use of, or reliance on, the information. This publication is under copyright. © 2016 TSX Inc. All rights reserved. Do not copy, distribute, sell or modify this publication without the prior written consent of TSX Inc. <http://www.tsx.com/trading>

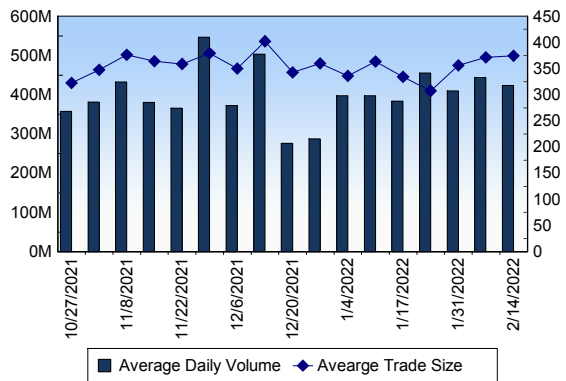
TSX

Daily Volume	412,621,605
Daily Value	\$11,323,910,266
Daily Trades	1,112,893
Daily Symbols Traded	2,157

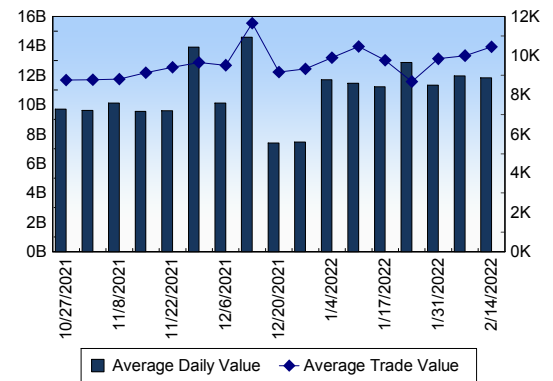
TSX ANONYMOUS TRADING

Daily Volume	185,169,275
Daily Value	\$4,674,846,946
Average Trade Size	349
% TSX Volume	44.88 %

TSX Volume



TSX Value (in Canadian Dollars)



Top 20 TSX Symbols by Volume

Symbol	TSX Volume	TSX Value
ENB	17,306,926	\$912,605,047
ATH	11,805,488	\$18,410,967
CVE	9,719,830	\$194,359,769
SU	9,187,599	\$348,207,562
ABX	8,310,463	\$232,111,191
MFC	7,908,052	\$217,725,608
CPG	6,249,025	\$54,148,014
BTE	5,569,282	\$28,747,705
TRP	5,417,791	\$359,825,863
TCW	5,395,481	\$19,982,058
K	5,308,288	\$39,444,339
CNQ	4,715,228	\$323,199,290
BTO	4,449,356	\$22,810,253
TD	4,404,962	\$474,182,199
TBP	4,375,142	\$403,287
TVE	3,960,898	\$19,999,670
WCP	3,903,943	\$37,012,065
BNS	3,653,832	\$339,115,907
AC	3,620,029	\$91,458,260
T	3,419,920	\$108,793,807

Top 20 TSX Symbols by Value

Symbol	TSX Volume	TSX Value
ENB	17,306,926	\$912,605,047
SHOP	706,787	\$662,403,696
TD	4,404,962	\$474,182,199
RY	2,717,552	\$393,895,995
TRP	5,417,791	\$359,825,863
SU	9,187,599	\$348,207,562
BNS	3,653,832	\$339,115,907
CNQ	4,715,228	\$323,199,290
BMO	1,842,979	\$275,371,692
ABX	8,310,463	\$232,111,191
MFC	7,908,052	\$217,725,608
CVE	9,719,830	\$194,359,769
BCE	2,839,829	\$188,839,850
SLF	2,572,313	\$177,026,797
CM	1,072,170	\$174,887,201
CP	1,616,938	\$152,751,538
CNR	898,807	\$144,367,611
BAM.A	1,966,553	\$140,383,754
AEM	1,984,141	\$131,921,195
T	3,419,920	\$108,793,807

ETF Trading

Daily Volume	33,618,433	Average Trade Value	\$10,884
Daily Value	\$741,960,575	Average Trade Size	493
# Trades	68,172	# of ETFs Traded	874

Top 10 ETFs by TSX Volume

Symbol	Market Volume	Market Value
XIU	3,266,818	\$107,157,992
XEG	2,629,179	\$34,637,529
HND	1,916,100	\$23,257,261
HOD	1,704,320	\$8,568,468
HNU	1,544,561	\$19,630,493
BTCC.B	863,624	\$7,092,657
BTCX.U	782,097	\$6,511,167
XGD	711,913	\$13,678,069
HQD	688,344	\$4,588,838
HSD	633,741	\$4,430,012

Top 10 ETFs by TSX Value

Symbol	Market Volume	Market Value
XIU	3,266,818	\$107,157,992
VFV	458,675	\$46,131,945
XEG	2,629,179	\$34,637,529
HXT	623,791	\$32,002,020
HND	1,916,100	\$23,257,261
ZEB	523,178	\$22,120,738
HNU	1,544,561	\$19,630,493
XQQ	135,398	\$15,335,474
XSP	307,015	\$14,677,978
XGD	711,913	\$13,678,069

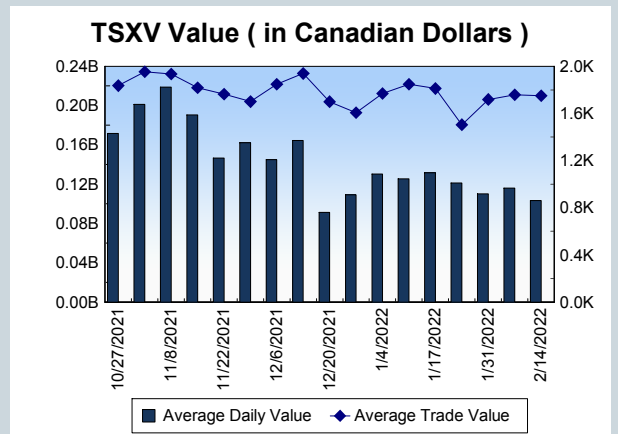
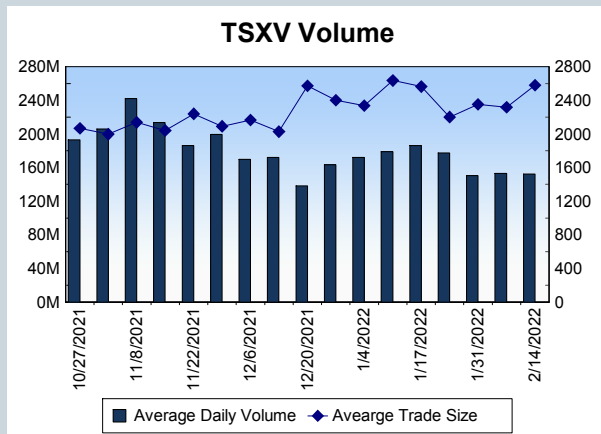
Block Trades	Non Block Trades
1,457	1,111,436

Top 5 Block Trade Brokers by Volume	
Broker	TSX Block Volume
TD SECURITIES INC.	18,629,000
BMO NESBITT BURNS INC.	13,549,100
RBC CAPITAL MARKETS	11,369,000
NATIONAL BANK FINANCIAL	10,103,200
GOLDMAN SACHS CANADA I	9,584,000

Top 5 Block Trade Symbols by Volume	
Symbol	TSX Block Volume
ENB	13,859,300
MFC	4,418,700
TCW	3,151,500
SU	2,656,900
CVE	2,626,200

TSXV	
Daily Volume	164,679,432
Daily Value	\$105,055,437
Daily Trades	57,622
Daily Symbols Traded	1,254

TSXV ANONYMOUS TRADING	
Daily Volume	85,685,388
Daily Value	\$53,131,091
Average Trade Size	3,286
% TSXV Volume	52.03%



Top 20 TSXV Symbols by Volume		
Symbol	TSXV Volume	TSXV Value
THRM	11,036,530	\$3,432,620
HIVE	3,529,247	\$9,693,079
SUGR	3,323,769	\$49,880
PEI	2,830,711	\$192,329
AN	2,600,108	\$906,921
AAU	1,991,597	\$287,798
BXR	1,905,000	\$19,060
TVC	1,853,798	\$134,622
EMR	1,727,010	\$50,690
QRC	1,722,151	\$1,136,890
PUL	1,633,271	\$112,102
ALTA	1,555,156	\$299,407
BITF	1,530,983	\$7,818,716
CAPT	1,435,940	\$440,025
VERT	1,430,000	\$114,350
CLV	1,312,000	\$127,960
NZRE	1,252,636	\$82,012
FWZ	1,057,200	\$552,532
TAL	1,047,802	\$749,620
RRR.UN	989,000	\$49,405

Top 20 TSXV Symbols by Value		
Symbol	TSXV Volume	TSXV Value
HIVE	3,529,247	\$9,693,079
GBR	326,776	\$9,431,781
BITF	1,530,983	\$7,818,716
THRM	11,036,530	\$3,432,620
TOI	35,183	\$3,258,274
SGML	127,056	\$1,675,611
AMC	248,921	\$1,567,085
SLI	165,249	\$1,387,508
LI	365,700	\$1,305,881
RECO	201,760	\$1,270,712
EMO	424,991	\$1,173,220
NFG	146,253	\$1,166,269
OYL	373,879	\$1,150,664
QRC	1,722,151	\$1,136,890
NGEX	420,967	\$1,092,876
SALT	605,601	\$1,079,695
ARTG	134,158	\$911,926
AN	2,600,108	\$906,921
GRAT	608,410	\$775,372
TAL	1,047,802	\$749,620

Dark TSX/TSXV Trading			
Volume	19,852,930	Daily Trades	74,395
Value	708,829,940	Daily Symbols Traded	1,367