

DAILY REPORT



For more information, email trading_sales@tsx.com

March 2, 2022

Indices	March 2 Close	Previous Close	Change	% Change
S&P/TSX Composite Index	21,255.64			%
S&P/TSX 60 Index	1,286.08			%
S&P/TSX Venture Composite	854.96			%
S&P/TSX Completion Index	1,231.31			%
S&P/TSX Smallcap Index	818.06			%

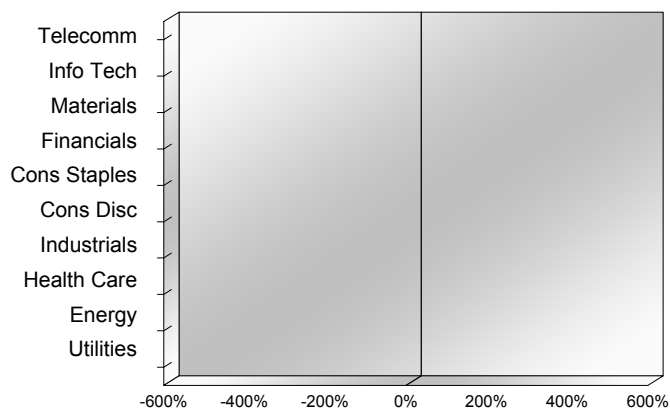
S&P/TSX Composite Index		
Advancers	Decliners	Unchanged
0	0	0

S&P/TSX Composite Index			
Top 10 Index Contributors		Top 10 Index Detractors	
Constituent	Index Contribution	Constituent	Index Contribution

S&P/TSX Composite Index			
Top 10 Advancers		Top 10 Decliners	
Constituent	Return	Constituent	Return
	%		%

S&P/TSX Composite Index				
Sector	# of Index Constituents	Weight	Market Cap (\$B)	Index Contribution
Communication Services	7	%	\$154.36	
Information Technology	16	%	\$210.78	
Materials	54	%	\$400.14	
Financials	28	%	\$1,013.89	
Consumer Staples	11	%	\$110.37	
Consumer Discretionary	14	%	\$103.72	
Industrials	30	%	\$361.11	
Health Care	8	%	\$20.64	
Energy	32	%	\$496.63	
Utilities	16	%	\$138.56	
S&P/TSX Composite Index	216	%	\$3,010.20	

S&P/TSX Composite Index - Sectors Returns



This report is published by TSX Inc. TSX Inc. does not guarantee either the completeness or the accuracy of this information. The information contained in this report is provided for informational purposes only and you agree not to rely upon the information contained in this report for any trading, business or financial purpose. These sheets are printed in Canada and issued by TSX Inc. under the express condition, to which everyone receiving or making use thereof assents, that no liability shall be incurred by TSX Inc. or its affiliated companies or any other vendor or donor, including, without limitation, for reliance on or for any errors or inaccuracies in this report. Neither TMX Group Limited, TSX Inc., nor any of their affiliated companies, guarantees the completeness of the information contained in this document and are not responsible for any errors or omission in or your use of, or reliance on, the information. This publication is under copyright. © 2016 TSX Inc. All rights reserved. Do not copy, distribute, sell or modify this publication without the prior written consent of TSX Inc. <http://www.tsx.com/trading>

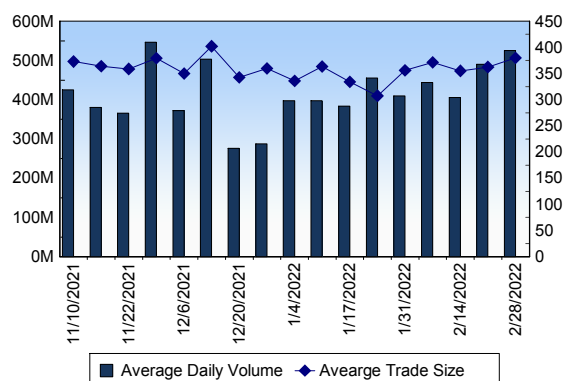
TSX

Daily Volume	463,993,181
Daily Value	\$12,782,987,695
Daily Trades	1,295,588
Daily Symbols Traded	2,181

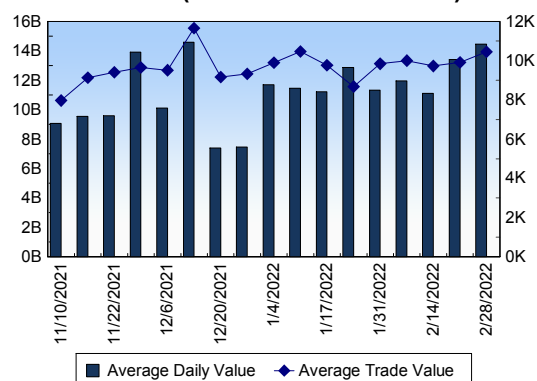
TSX ANONYMOUS TRADING

Daily Volume	200,481,301
Daily Value	\$5,333,013,415
Average Trade Size	314
% TSX Volume	43.21 %

TSX Volume



TSX Value (in Canadian Dollars)



Top 20 TSX Symbols by Volume

Symbol	TSX Volume	TSX Value
SU	20,281,484	\$804,497,317
ENB	11,521,737	\$645,490,286
GWO	9,860,061	\$364,447,817
CVE	9,169,055	\$182,996,979
SLF	7,436,343	\$488,536,061
BTE	7,177,844	\$40,504,582
FCU	6,635,749	\$6,467,072
CPG	6,517,682	\$61,979,081
K	6,001,962	\$40,451,556
ATH	5,779,983	\$12,057,903
RCI.B	5,500,623	\$364,685,066
ABX	5,499,792	\$160,912,453
BBD.B	5,361,270	\$8,005,468
HOD	5,222,883	\$18,267,089
CNQ	4,458,967	\$325,142,548
BTO	4,200,856	\$21,977,501
DML	4,159,450	\$8,282,606
TD	4,146,322	\$418,652,380
XIU	4,119,829	\$133,275,019
GXE	3,970,881	\$6,342,108

Top 20 TSX Symbols by Value

Symbol	TSX Volume	TSX Value
SU	20,281,484	\$804,497,317
ENB	11,521,737	\$645,490,286
SLF	7,436,343	\$488,536,061
TD	4,146,322	\$418,652,380
RY	2,960,756	\$409,564,711
RCI.B	5,500,623	\$364,685,066
GWO	9,860,061	\$364,447,817
BNS	3,757,701	\$349,791,585
CNQ	4,458,967	\$325,142,548
NTR	2,494,086	\$278,227,294
BMO	1,767,119	\$261,037,685
SHOP	291,382	\$243,104,961
CNR	1,457,967	\$227,989,139
CM	1,405,826	\$225,283,253
BCE	3,048,891	\$207,310,575
CVE	9,169,055	\$182,996,979
TRP	2,487,163	\$172,575,649
PPL	3,792,239	\$171,331,397
CP	1,801,349	\$163,286,709
ABX	5,499,792	\$160,912,453

ETF Trading

Daily Volume	44,648,066	Average Trade Value	\$11,651
Daily Value	\$890,196,887	Average Trade Size	584
# Trades	76,402	# of ETFs Traded	912

Top 10 ETFs by TSX Volume

Symbol	Market Volume	Market Value
HOD	5,222,883	\$18,267,089
XIU	4,119,829	\$133,275,019
XEG	2,612,926	\$36,159,624
BTCC.U	1,803,727	\$14,968,795
BTCC.B	1,763,930	\$14,618,833
HND	1,565,589	\$16,294,546
HOU	1,370,257	\$35,856,745
HQD	1,359,630	\$9,418,798
HNU	1,159,568	\$16,461,252
HSD	1,099,688	\$7,927,963

Top 10 ETFs by TSX Value

Symbol	Market Volume	Market Value
XIU	4,119,829	\$133,275,019
HXT	733,802	\$37,365,082
XEG	2,612,926	\$36,159,624
HOU	1,370,257	\$35,856,745
ZEB	816,826	\$33,488,629
XFN	464,452	\$23,949,059
XSP	471,622	\$22,169,814
VFV	213,475	\$21,006,408
XQQ	184,554	\$20,412,928
XIC	557,495	\$18,886,656

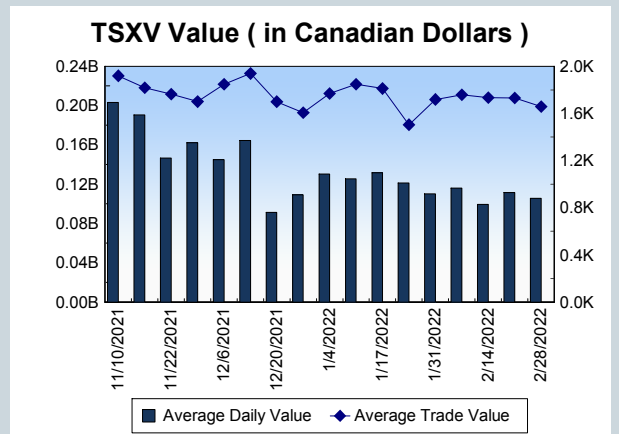
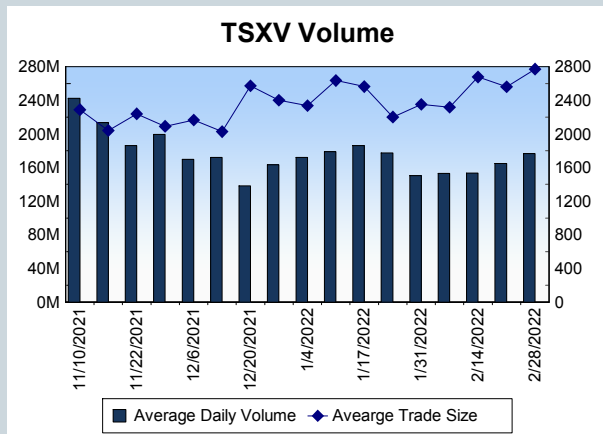
Block Trades	Non Block Trades
1,234	1,294,354

Top 5 Block Trade Brokers by Volume	
Broker	TSX Block Volume
BMO NESBITT BURNS INC.	19,812,550
NATIONAL BANK FINANCIAL	14,838,600
RBC CAPITAL MARKETS	10,884,900
CANACCORD GENUITY CORI	10,686,900
GOLDMAN SACHS CANADA I	9,773,000

Top 5 Block Trade Symbols by Volume	
Symbol	TSX Block Volume
SU	12,395,900
GWO	8,742,850
ENB	6,796,850
SLF	6,404,300
RCI.B	4,260,500

TSXV	
Daily Volume	163,185,427
Daily Value	\$105,131,529
Daily Trades	61,700
Daily Symbols Traded	1,277

TSXV ANONYMOUS TRADING	
Daily Volume	77,455,579
Daily Value	\$51,945,340
Average Trade Size	2,800
% TSXV Volume	47.46%



Top 20 TSXV Symbols by Volume		
Symbol	TSXV Volume	TSXV Value
SNM	3,624,671	\$389,489
PDM	2,482,333	\$669,068
GXU	2,300,823	\$987,309
AAZ	2,200,713	\$179,315
OCG	2,170,914	\$567,955
POR	1,949,432	\$233,130
EU	1,831,257	\$2,879,380
QNC	1,754,666	\$415,254
PTU	1,707,743	\$186,924
SSE	1,686,850	\$75,143
HIVE	1,672,473	\$4,412,249
TAL	1,581,013	\$1,129,463
ORG	1,516,448	\$1,245,660
SEI	1,499,430	\$342,321
TKX	1,413,360	\$36,134
ELBM	1,412,706	\$427,627
BITF	1,403,732	\$7,261,861
CSO	1,362,680	\$851,630
SKP	1,352,511	\$158,429
RHT	1,320,622	\$1,213,554

Top 20 TSXV Symbols by Value		
Symbol	TSXV Volume	TSXV Value
BITF	1,403,732	\$7,261,861
TOI	74,232	\$6,341,723
HIVE	1,672,473	\$4,412,249
EU	1,831,257	\$2,879,380
URC	346,644	\$1,982,119
RECO	300,288	\$1,844,625
AMC	276,717	\$1,771,359
ODV	373,290	\$1,679,941
EMO	695,982	\$1,603,400
NFG	202,799	\$1,580,867
CNL	433,508	\$1,560,631
VZLA	624,167	\$1,535,724
ISO	311,283	\$1,512,156
LI	460,465	\$1,489,873
AFM	1,149,460	\$1,260,575
ORG	1,516,448	\$1,245,660
RHT	1,320,622	\$1,213,554
FOM	472,661	\$1,178,969
TAU	445,143	\$1,153,531
TAL	1,581,013	\$1,129,463

Dark TSX/TSXV Trading			
Volume	22,188,450	Daily Trades	91,166
Value	846,241,735	Daily Symbols Traded	1,379