



June 14, 2017

For more information, email trading_sales@tsx.com
 Visit our blog at <http://exchange.tmx.com/>

Indices	June 14 Close	Previous Close	Change	% Change
S&P/TSX Composite Index	15,170.13			%
S&P/TSX 60 Index	893.04			%
S&P/TSX Venture Composite	779.30			%
S&P/TSX Completion Index	960.69			%
S&P/TSX Smallcap Index	616.03			%

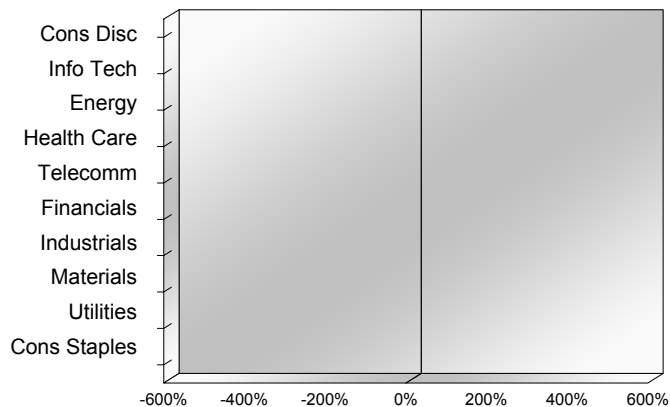
S&P/TSX Composite Index		
Advancers	Decliners	Unchanged
0	0	0

S&P/TSX Composite Index			
Top 10 Index Contributors		Top 10 Index Detractors	
Constituent	Index Contribution	Constituent	Index Contribution

S&P/TSX Composite Index			
Top 10 Advancers		Top 10 Decliners	
Constituent	Return	Constituent	Return
	%		%

S&P/TSX Composite Index				
Sector	# of Index Constituents	Weight	Market Cap (\$B)	Index Contribution
Consumer Discretionary	22	%	\$110.78	
Information Technology	12	%	\$62.24	
Energy	51	%	\$413.57	
Health Care	6	%	\$12.32	
Telecommunication Services	3	%	\$102.00	
Financials	27	%	\$699.18	
Industrials	26	%	\$196.74	
Materials	56	%	\$237.65	
Utilities	15	%	\$67.79	
Consumer Staples	11	%	\$80.47	
S&P/TSX Composite Index	229	%	\$1,982.74	

S&P/TSX Composite Index - Sectors Returns



This report is published by TSX Inc. TSX Inc. does not guarantee either the completeness or the accuracy of this information. The information contained in this report is provided for informational purposes only and you agree not to rely upon the information contained in this report for any trading, business or financial purpose. These sheets are printed in Canada and issued by TSX Inc. under the express condition, to which everyone receiving or making use thereof assents, that no liability shall be incurred by TSX Inc. or its affiliated companies or any other vendor or donor, including, without limitation, for reliance on or for any errors or inaccuracies in this report. Neither TMX Group Limited, TSX Inc., nor any of their affiliated companies, guarantees the completeness of the information contained in this document and are not responsible for any errors or omission in or your use of, or reliance on, the information. This publication is under copyright. © 2015 TSX Inc. All rights reserved. Do not copy, distribute, sell or modify this publication without the prior written consent of TSX Inc. www.tmx.com/trading

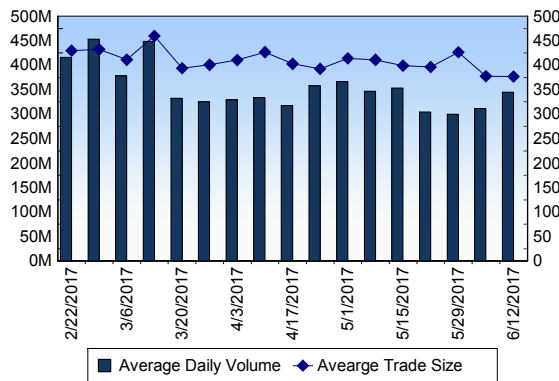
TSX

Daily Volume	396,528,316
Daily Value	\$7,200,410,481
Daily Trades	1,011,737
Daily Symbols Traded	1,877

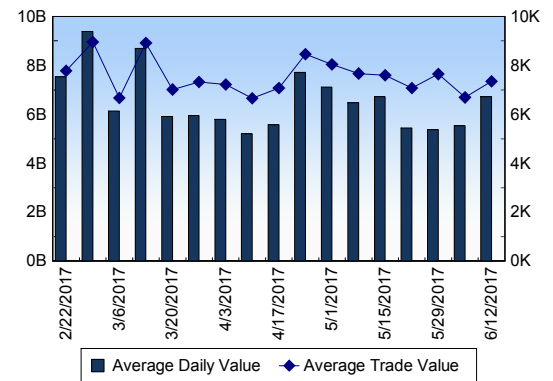
TSX ANONYMOUS TRADING

Daily Volume	143,278,436
Daily Value	\$2,661,267,822
Average Trade Size	308
% TSX Volume	36.13 %

TSX Volume



TSX Value (in Canadian Dollars)



Top 20 TSX Symbols by Volume

Symbol	TSX Volume	TSX Value
BTO	9,546,849	\$34,980,874
AIM	9,298,046	\$15,255,265
HOU	9,217,978	\$49,040,065
K	7,522,980	\$42,363,063
CVE	7,247,140	\$80,167,960
IMG	6,689,480	\$47,035,390
YRI	6,671,162	\$22,348,463
BBD.B	6,632,520	\$16,141,028
XIU	5,814,464	\$130,900,989
ECA	5,733,015	\$71,000,083
MFC	5,487,325	\$131,395,059
ABX	5,417,656	\$115,965,949
ENB	4,978,880	\$249,552,690
ELD	4,809,156	\$17,629,947
BTE	4,521,417	\$16,116,255
OGC	4,352,852	\$19,323,634
SMF	4,200,573	\$12,732,286
TD	4,178,609	\$270,406,341
CNQ	4,063,816	\$152,833,155
SPE	3,584,665	\$7,386,939

Top 20 TSX Symbols by Value

Symbol	TSX Volume	TSX Value
RY	3,426,463	\$319,734,116
TD	4,178,609	\$270,406,341
ENB	4,978,880	\$249,552,690
BNS	2,782,710	\$214,992,650
BMO	1,960,902	\$180,839,102
TRP	2,855,779	\$179,954,160
CNR	1,663,946	\$173,955,014
CM	1,593,999	\$167,988,140
CNQ	4,063,816	\$152,833,155
SU	3,350,552	\$133,108,029
MFC	5,487,325	\$131,395,059
XIU	5,814,464	\$130,900,989
ABX	5,417,656	\$115,965,949
SJR.B	3,558,583	\$107,337,941
CP	434,985	\$88,976,062
WCN	671,475	\$88,161,821
CVE	7,247,140	\$80,167,960
MG	1,294,002	\$77,592,277
SLF	1,590,881	\$71,922,641
ECA	5,733,015	\$71,000,083

ETF Trading

Daily Volume	43,407,820	Average Trade Value	\$12,038
Daily Value	\$622,822,255	Average Trade Size	839
# Trades	51,740	# of ETFs Traded	471

Top 10 ETFs by TSX Volume

Symbol	Market Volume	Market Value
HOU	9,217,978	\$49,040,065
XIU	5,814,464	\$130,900,989
HVU	3,476,777	\$49,377,762
HGD	3,110,295	\$26,677,287
HOD	2,693,229	\$35,557,518
XEG	2,554,213	\$29,107,915
HGU	2,350,520	\$36,541,007
XGD	1,436,675	\$18,298,505
HNU	1,323,536	\$8,271,214
HND	1,111,684	\$14,641,281

Top 10 ETFs by TSX Value

Symbol	Market Volume	Market Value
XIU	5,814,464	\$130,900,989
HVU	3,476,777	\$49,377,762
HOU	9,217,978	\$49,040,065
HGU	2,350,520	\$36,541,007
HOD	2,693,229	\$35,557,518
XEG	2,554,213	\$29,107,915
HGD	3,110,295	\$26,677,287
XGD	1,436,675	\$18,298,505
XSP	534,109	\$14,937,283
HND	1,111,684	\$14,641,281

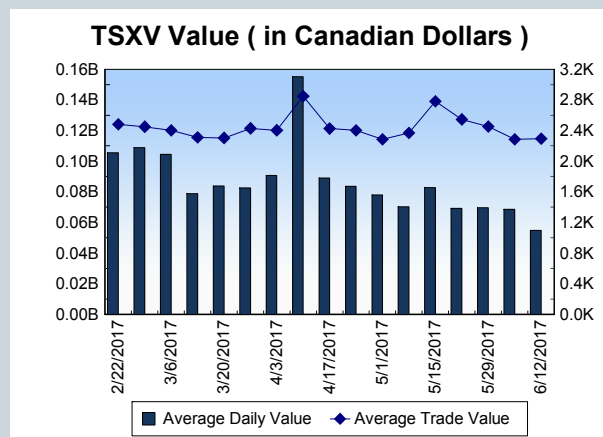
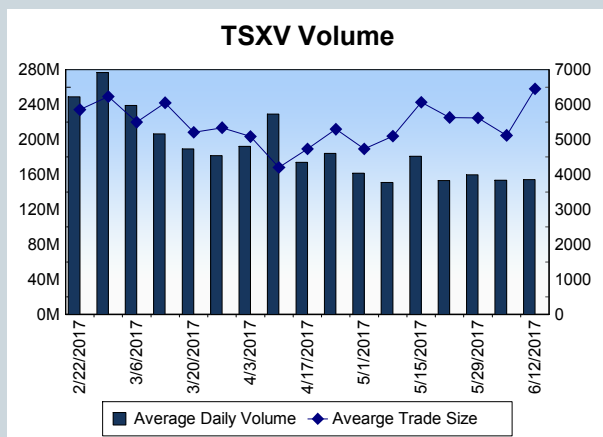
Block Trades	Non Block Trades
1,275	1,010,462

Top 5 Block Trade Brokers by Volume	
Broker	TSX Block Volume
TD SECURITIES INC.	31,078,400
BMO NESBITT BURNS INC.	22,274,400
MERRILL LYNCH CANADA LT	8,235,500
NATIONAL BANK FINANCIAL	6,570,300
CIBC WORLD MARKETS INC.	5,983,100

Top 5 Block Trade Symbols by Volume	
Symbol	TSX Block Volume
BTO	2,650,300
CVE	2,618,700
K	2,380,600
SJR.B	2,145,200
MFC	2,056,500

TSXV	
Daily Volume	177,909,454
Daily Value	\$49,640,601
Daily Trades	23,939
Daily Symbols Traded	1,088

TSXV ANONYMOUS TRADING	
Daily Volume	75,346,536
Daily Value	\$21,703,283
Average Trade Size	7,107
% TSXV Volume	42.35%



Top 20 TSXV Symbols by Volume		
Symbol	TSXV Volume	TSXV Value
MVY	15,035,396	\$2,284,169
LTX	13,817,460	\$71,142
XOP	4,281,200	\$42,812
AZX	4,163,797	\$287,008
VONE	3,603,618	\$530,720
SJL	3,574,970	\$189,288
SEK	3,468,809	\$172,139
SRJ	3,099,100	\$80,053
VVC	2,542,000	\$100,380
ROI	1,914,000	\$38,280
EKG	1,753,200	\$179,559
SSC	1,713,100	\$54,423
CRO	1,625,014	\$24,375
GPH	1,574,000	\$94,445
EXX	1,560,300	\$186,469
CBW	1,479,030	\$1,440,912
USO	1,439,450	\$29,517
MYA	1,437,279	\$276,125
BBI	1,249,268	\$500,781
WAF	1,237,736	\$433,543

Top 20 TSXV Symbols by Value		
Symbol	TSXV Volume	TSXV Value
MVY	15,035,396	\$2,284,169
ACB	1,052,406	\$2,239,308
CBW	1,479,030	\$1,440,912
BTL	202,468	\$1,213,755
FIRE	869,623	\$1,106,961
ICG	1,125,673	\$1,085,724
CRE	830,743	\$808,184
SJI	676,400	\$719,092
RUF.UN	75,209	\$703,888
NXO	495,326	\$681,688
FF	998,079	\$664,249
TXR	1,041,580	\$531,286
LXE	300,804	\$531,261
VONE	3,603,618	\$530,720
BBI	1,249,268	\$500,781
NM	527,347	\$470,897
SLL	429,459	\$468,589
MARL	248,411	\$434,653
WAF	1,237,736	\$433,543
BRZ	437,600	\$423,191

Dark TSX/TSXV Trading			
Volume	13,343,350	Daily Trades	41,716
Value	293,448,009	Daily Symbols Traded	1,167