

Four Takeaways For Investors

The following are some key observations of the TSX and TSX Venture Exchange markets:

1. COVID REBOUND

The S&P/TSX Composite Index gained 2.2% in 2020 but increased 56% from its COVID low. The S&P/TSX Venture Composite Index increased 52% in 2020 and a remarkable 155% increase from its COVID low.

[CLICK HERE FOR MORE INFORMATION](#)

2. VENTURE OUTPERFORMS

Not only was the TSXV Composite one of the best performing global indexes in 2020, the top three TSX/TSXV indexes (and five of the top six) were from the TSX Venture Exchange.

[CLICK HERE FOR MORE INFORMATION](#)

3. ALL MARKET CAP SEGMENTS SHINE

The best performing market cap segment in 2020 was Small Cap with an average return of 130%. The lowest performing segment in 2020 was Large Cap with 29%. Second and third, respectively, were Micro Cap at 97% and Mid Cap at 75%.

[CLICK HERE FOR MORE INFORMATION](#)

4. MINING BOOMS AND TECHNOLOGY RACES IN 2020

Tech stocks were either the #1 or #2 sector performers in each market cap segment in 2020. The mining sector performed above average in each of the market cap segments.

[CLICK HERE FOR MORE INFORMATION](#)

 [SUBSCRIBE TO OUR MARKET INTELLIGENCE REPORTS](#)

DECEMBER 2020

Investor Insights

Brought to you by **Toronto Stock Exchange** and **TSX Venture Exchange**.

 **THE FUTURE IS YOURS TO SEE.®**

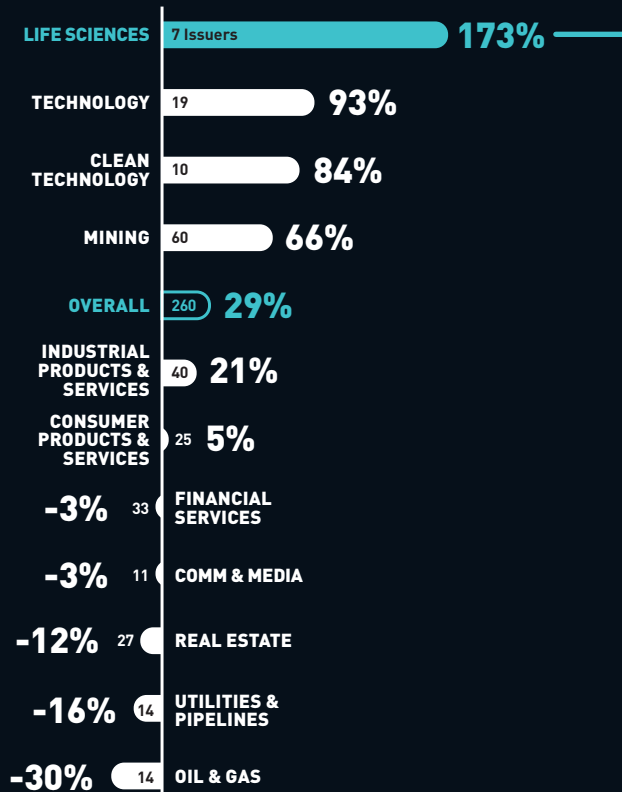
Large Cap

MARKET CAP >\$1 BILLION

DECEMBER 2020

Average Share Price Performance by Sector

TOP PERFORMING SECTOR



December 2020 Share Price Performance

	TICKER	SHARE PRICE PERFORMANCE	SHARE PRICE 31/12/2020 (CAD)
Trillium Therapeutics Inc.	TSX:TRIL	1308%	\$18.73
Aura Minerals Inc.	TSX:ORA	764%	\$14.85
Facedrive Inc.	TSXV:FD	607%	\$16.25
Docebo Inc.	TSX:DCBO	387%	\$82.75
SunOpta Inc.	TSX:SOY	360%	\$14.87
Lithium Americas Corp.	TSX:LAC	284%	\$15.98
Orla Mining Ltd.	TSX:OLA	243%	\$6.86
Ballard Power Systems Inc.	TSX:BLDP	221%	\$29.78
Pure Gold Mining Inc.	TSXV:PGM	219%	\$2.58
Titan Mining Corporation	TSX:TI	190%	\$0.84

Life Sciences Sector

TOP COMPANIES	TICKER	SHARE PRICE PERFORMANCE	SHARE PRICE 31/12/2020 (CAD)
Trillium Therapeutics Inc.	TSX:TRIL	1308%	\$18.73
Aphria Inc.	TSX:APHA	30%	\$8.80
Canopy Growth Corporation	TSX:WEED	15%	\$31.32
Cronos Group Inc.	TSX:CRON	-11%	\$8.84
Bausch Health Companies Inc.	TSX:BHC	-32%	\$26.41
Aurinia Pharmaceuticals Inc.	TSX:AUP	-33%	\$17.56
Aurora Cannabis Inc.	TSX:ACB	-68%	\$10.60

Most Active in December 2020

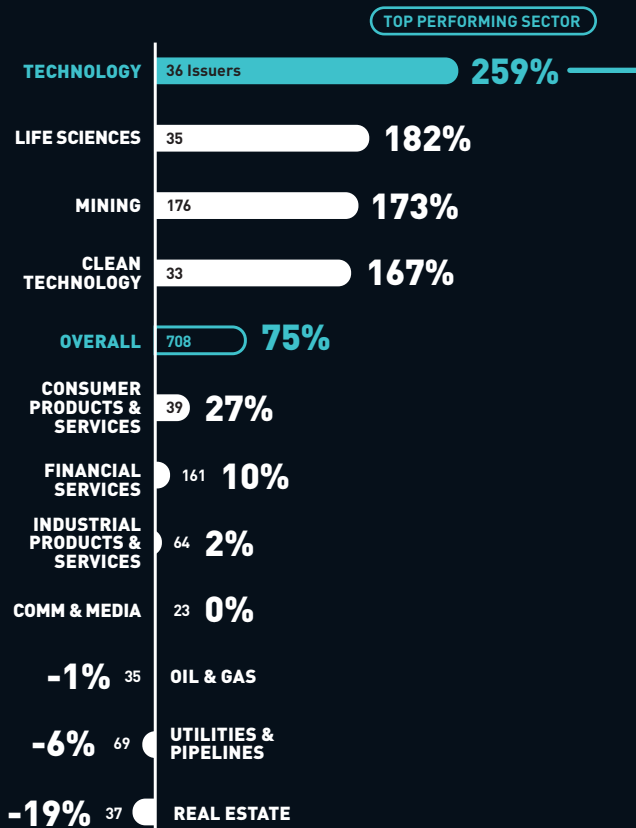
	TICKER	VOLUME TRADED (millions of shares)
Bombardier Inc.	TSX:BBD.B	2,829.60
Suncor Energy Inc.	TSX:SU	2,237.40
Manulife Financial Corporation	TSX:MFC	1,821.70
Canadian Natural Resources Limited	TSX:CNQ	1,775.00
Enbridge Inc.	TSX:ENB	1,774.50
Cenovus Energy Inc.	TSX:CVE	1,613.60
Aurora Cannabis Inc.	TSX:ACB	1,386.80
Toronto-Dominion Bank (The)	TSX:TD	1,363.90
Kinross Gold Corporation	TSX:K	1,314.70
Air Canada	TSX:AC	1,304.40

Mid Cap

MARKET CAP \$100 MILLION TO \$1 BILLION

DECEMBER 2020

Average Share Price Performance by Sector



December 2020 Share Price Performance

	TICKER	SHARE PRICE PERFORMANCE	SHARE PRICE 31/12/2020 (CAD)
Arbor Metals Corp.	TSXV:ABR	5066%	\$2.14
HIVE Blockchain Technologies Ltd.	TSXV:HIVE	2416%	\$2.39
CareRx Corporation	TSX:CRRX	2377%	\$3.84
MedMira Inc.	TSXV:MIR	2350%	\$0.25
Greenpower Motor Company Inc.	TSXV:GPV	1789%	\$37.02
Real Brokerage Inc. (The)	TSXV:REAX	1473%	\$1.18
HPQ-Silicon Resources Inc.	TSXV:HPQ	1275%	\$1.10
Freegold Ventures Limited	TSX:FVL	1217%	\$0.79
Loop Insights Inc.	TSXV:MTRX	1142%	\$2.05
Eskay Mining Corp.	TSXV:ESK	948%	\$2.20

Technology Sector

TOP COMPANIES	TICKER	SHARE PRICE PERFORMANCE	SHARE PRICE 31/12/2020 (CAD)
HIVE Blockchain Technologies Ltd.	TSXV:HIVE	2416%	\$2.39
Real Brokerage Inc. (The)	TSXV:REAX	1473%	\$1.18
Loop Insights Inc.	TSXV:MTRX	1142%	\$2.05
AcuityAds Holdings Inc.	TSX:AT	943%	\$14.29
Bragg Gaming Group Inc.	TSXV:BRAG	484%	\$1.43
WeCommerce Holdings Ltd.	TSXV:WE	416%	\$19.08
Bitfarms Ltd.	TSXV:BITF	400%	\$2.50
Quisitive Technology Solutions Inc.	TSXV:QUIS	336%	\$1.09
Converge Technology Solutions Corp.	TSXV:CTS	255%	\$4.97
Hut 8 Mining Corp.	TSX:HUT	226%	\$3.49

Most Active in December 2020

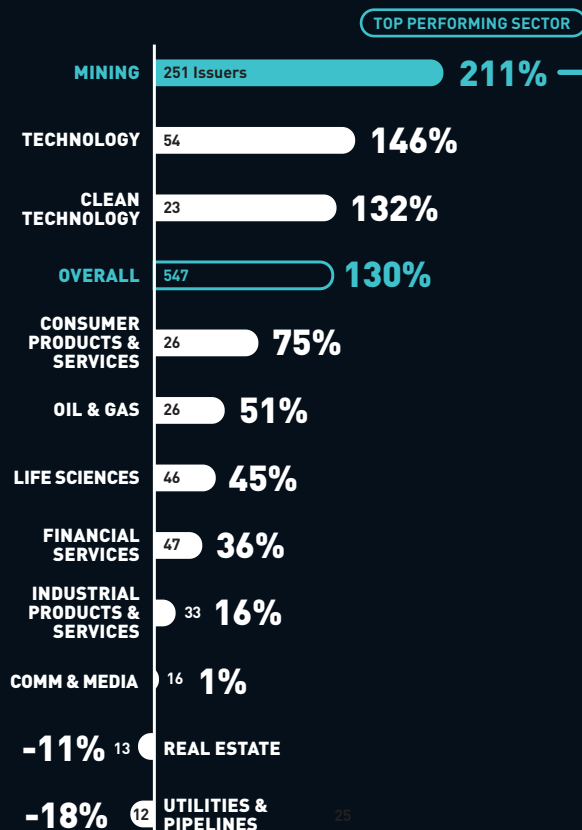
	TICKER	VOLUME TRADED (millions of shares)
Baytex Energy Corp.	TSX:BTE	1,268.90
HEXO Corp.	TSX:HEXO	958.70
HIVE Blockchain Technologies Ltd.	TSXV:HIVE	909.10
Vermilion Energy Inc.	TSX:VET	590.60
The Green Organic Dutchman Holdings Ltd.	TSX:TGOD	569.70
Freegold Ventures Limited	TSX:FVL	502.90
NuVista Energy Ltd.	TSX:NVA	472.80
MedMira Inc.	TSXV:MIR	451.10
Trevali Mining Corporation	TSX:TV	405.50
Wallbridge Mining Company Limited	TSX:WM	402.20

Small Cap

MARKET CAP \$25 MILLION TO \$100 MILLION

DECEMBER 2020

Average Share Price Performance by Sector



December 2020 Share Price Performance

	TICKER	SHARE PRICE PERFORMANCE	SHARE PRICE 31/12/2020 (CAD)
Ares Strategic Mining Inc.	TSXV:ARS	10500%	\$0.53
Apollo Gold Corp.	TSXV:APGO	1625%	\$0.69
Kodiak Copper Corp.	TSXV:KDK	1616%	\$1.63
Routemaster Capital Inc.	TSXV:RM	1550%	\$0.66
UGE International Ltd.	TSXV:UGE	1484%	\$1.98
Baselode Energy Corp.	TSXV:FIND	1471%	\$1.10
Royal Helium Ltd.	TSXV:RHC	1433%	\$0.46
Surge Copper Corp.	TSXV:SURG	1344%	\$0.65
Therma Bright Inc.	TSXV:THRM	1333%	\$0.22
Benz Mining Corp.	TSXV:BZ	1313%	\$1.06

Mining Sector

TOP COMPANIES	TICKER	SHARE PRICE PERFORMANCE	SHARE PRICE 31/12/2020 (CAD)
Ares Strategic Mining Inc.	TSXV:ARS	10500%	\$0.53
Apollo Gold Corp.	TSXV:APGO	1625%	\$0.69
Kodiak Copper Corp.	TSXV:KDK	1616%	\$1.63
Baselode Energy Corp.	TSXV:FIND	1471%	\$1.10
Surge Copper Corp.	TSXV:SURG	1344%	\$0.65
Benz Mining Corp.	TSXV:BZ	1313%	\$1.06
Golden Valley Mines Ltd.	TSXV:GZZ	1302%	\$7.29
Northern Superior Resources Inc.	TSXV:SUP	1026%	\$1.52
Angold Resources Ltd.	TSXV:AAU	840%	\$0.47
Rhyolite Resources Ltd.	TSXV:RYE	830%	\$0.93

Most Active in December 2020

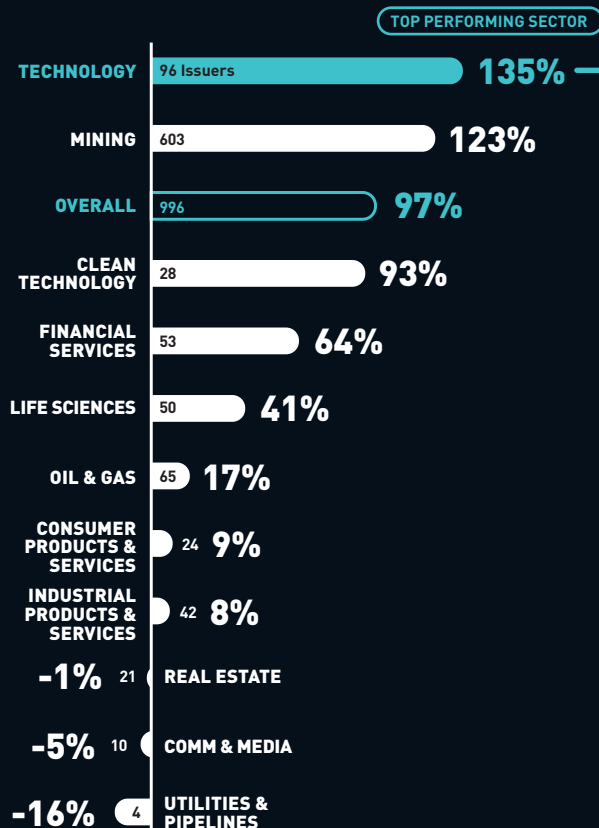
	TICKER	VOLUME TRADED (millions of shares)
Zenabis Global Inc.	TSX:ZENA	860.20
Therma Bright Inc.	TSXV:THRM	618.60
Datametrex AI Limited	TSXV:DM	608.10
Hemostemix Inc.	TSXV:HEM	523.70
StageZero Life Sciences Ltd.	TSX:SZLS	457.30
Vaxil Bio Ltd.	TSXV:VXL	380.70
Athabasca Oil Corporation	TSX:ATH	308.50
The Supreme Cannabis Company, Inc.	TSX:FIRE	298.80
Cryptostar Corp.	TSXV:CSTR	250.90
Namaste Technologies Inc.	TSXV:N	239.30

Micro Cap

MARKET CAP <\$25 MILLION

DECEMBER 2020

Average Share Price Performance by Sector



December 2020 Share Price Performance

	TICKER	SHARE PRICE PERFORMANCE	SHARE PRICE 31/12/2020 (CAD)
Tru Precious Metals Corp.	TSXV:TRU	5700%	\$0.29
TrustBIX Inc.	TSXV:TBIX	4500%	\$0.23
Blue Thunder Mining Inc.	TSXV:BLUE	2500%	\$0.13
Electric Royalties Ltd.	TSXV:ELEC	2350%	\$0.25
Phoenix Gold Resources Corp.	TSXV:PXAX	2033%	\$0.32
SKRR Exploration Inc.	TSXV:SKRR	1700%	\$0.27
Optimum Ventures Ltd.	TSXV:OPV	1567%	\$0.50
Skychain Technologies Inc.	TSXV:SCT	1300%	\$0.63
Hybrid Minerals Inc.	TSXV:HZ	1150%	\$0.38
Gold Bull Resources Corp.	TSXV:GBRC	1100%	\$0.48

Technology Sector

TOP COMPANIES	TICKER	SHARE PRICE PERFORMANCE	SHARE PRICE 31/12/2020 (CAD)
TrustBIX Inc.	TSXV:TBIX	4500%	\$0.23
Skychain Technologies Inc.	TSXV:SCT	1300%	\$0.63
ATW Tech Inc.	TSXV:ATW	700%	\$0.04
INEO Tech Corp.	TSXV:INEO	659%	\$0.43
CurrencyWorks Inc.	TSXV:CWRK	620%	\$0.54
Jackpot Digital Inc.	TSXV:JJ	550%	\$0.20
BlockchainK2 Corp.	TSXV:BITK	524%	\$0.78
Datable Technology Corporation	TSXV:DAC	400%	\$0.13
Zonetail Inc.	TSXV:ZONE	400%	\$0.08
BlockMint Technologies Inc.	TSXV:BKMT	389%	\$0.44

Most Active in December 2020

	TICKER	VOLUME TRADED (millions of shares)
Hillcrest Petroleum Ltd.	TSXV:HRH	313.30
Relevium Technologies Inc.	TSXV:RLV	290.10
Nexus Gold Corp.	TSXV:NXS	274.40
Roadman Investments Corp.	TSXV:LITT	226.40
Sugarbud Craft Growers Corp.	TSXV:SUGR	204.30
Energodynamic Hybrid Technologies Corp.	TSXV:EHT	201.60
Elixer Ltd.	TSXV:ELXR	199.70
MacDonald Mines Exploration Ltd.	TSXV:BMK	197.50
Kalytera Therapeutics Inc.	TSXV:KLY	194.90
Lattice Biologics Ltd.	TSXV:LBL	190.90

Top TSX and TSXV Indices in December 2020

	Performance
S&P/TSX Venture Industrials Index	143%
S&P/TSX Venture Information Technology Index	93%
S&P/TSX Venture Materials Index	81%
S&P/TSX Information Technology Index	55%
S&P/TSX Venture Composite Index	52%
S&P/TSX Venture Consumer Discretionary Index	21%
S&P/TSX Materials Index	19%
S&P/TSX Consumer Discretionary Index	16%
S&P/TSX Industrials Index	15%
S&P/TSX Utilities Index	11%

Top ETFs in December 2020

	Ticker	Share Price Performance	Share Price 31-DEC-2020	Fund Family
Blockchain Technologies ETF	TSX:HBLK	151%	\$15.86	Harvest Portfolios
BetaPro Crude Oil Inverse Leveraged Daily Bear ETF	TSX:HOD	106%	\$7.56	Horizons ETF
Evolve Automobile Innovation Index Fund	TSX:CARS.B	99%	\$51.84	Evolve ETFs
Evolve Automobile Innovation Index Fund	TSX:CARS	97%	\$49.00	Evolve ETFs
BetaPro NASDAQ-100 2x Daily Bull ETF	TSX:HQU	84%	\$40.84	Horizons ETF
Evolve E-Gaming Index ETF	TSX:HERO	67%	\$37.26	Evolve ETFs
Evolve Cyber Security Index Fund	TSX:CYBR.B	66%	\$51.02	Evolve ETFs
Evolve Cyber Security Index Fund	TSX:CYBR	66%	\$46.96	Evolve ETFs
Horizons Global Uranium Index ETF	TSX:HURA	65%	\$13.72	Horizons ETF
BetaPro Silver 2x Daily Bull ETF	TSX:HZU	55%	\$20.21	Horizons ETF

For more information contact:

RICHARD GOODMAN

Head of Capital Development

T 1 416 947-6644

E richard.goodman@tmx.com

[tsx.com/mig](https://www.tsx.com/mig)

As at December 31, 2020, unless otherwise noted. Companies were subject to a minimum trading value to qualify for analysis. ©2021 TSX Inc. All rights reserved. The information in this document is provided for informational purposes only. This document, and certain of the information contained in this document, is TSX Inc.'s proprietary information. Do not disclose, copy, distribute, sell or modify this document or any of its contents without TSX Inc.'s prior written consent. Neither TMX Group Limited nor any of its affiliates represents, warrants or guarantees the completeness or accuracy of the information contained in this document and they are not responsible for any errors or omissions in or your use of, or reliance on, the information. The information in this document is provided with the express condition, to which by making use thereof you expressly consent, that no liability shall be incurred by TMX Group Limited and/or any of its affiliates as a result of any errors or omissions herein or any use or reliance upon the information. TMX Group Limited and its affiliates are not responsible for any errors or omissions in, or your use of, information accessed through links to any third party sites, and the views, comments, opinions and advice of any third party, in this document or on any third party site, reflect those of the individual authors only and are not necessarily endorsed by TMX Group Limited and its affiliates. TMX Group Limited and its affiliates have not prepared, reviewed or updated the content of any third party sites, and assume no responsibility for such information. The information provided is not an invitation to purchase securities listed on Toronto Stock Exchange or TSX Venture Exchange. TMX Group Limited and its affiliates do not endorse or recommend any of the referenced securities or issuers, and this document does not, nor should it be construed as, providing any trading, legal, accounting, tax, investment, business, financial or other advice, and you should not rely on it for such purposes. Professional advisors should be consulted. Listing on Toronto Stock Exchange or TSX Venture Exchange does not guarantee the future performance of a security or an issuer. The S&P/TSX 60 Index and the S&P/TSX Composite Index (the "S&P/TSX Indices") are products of S&P Dow Jones Indices LLC or its affiliates ("SPDJI") and TSX Inc. ("TSX"). Standard & Poor's® and S&P® are registered trademarks of Standard & Poor's Financial Services LLC ("S&P"); Dow Jones® is a registered trademark of Dow Jones Trademark Holdings LLC ("Dow Jones"); and TSX® is a registered trademark of TSX, SPDJI, Dow Jones, S&P, their respective affiliates and TSX do not sponsor, endorse, sell or promote any products based on the S&P/TSX Indices and none of such parties make any representation regarding the advisability of investing in such product(s) nor do they have any liability for any errors, omissions or interruptions of the S&P/TSX Indices or any data related thereto. TMX, the TMX design, Toronto Stock Exchange, TSX, TSXV, TSX Venture Exchange, The Future is Yours to See, and Voir le futur. Réaliser l'avenir, are the trademarks of TSX Inc. All other trademarks used herein are the property of their respective owners.