

Four Takeaways For Investors

The following are some key observations of the TSX and TSX Venture Exchange markets:

1. NEGATIVE RETURNS IN JULY

All market cap segments were negative in July except for Large Cap (+1%), with Micro Cap performing the weakest (-7%) and Mid Cap and Small Cap slightly negative (both at -2%).

2. REAL ESTATE PERFORMS WELL

The Real Estate sector was positive in all market cap segments except for Small Cap (-0.3%), with the strongest performance in Micro Cap (+8%) then Large Cap (+3%) and Mid Cap (+0.4%).

3. OIL & GAS DOWN IN JULY

Oil & Gas was one of the worst performing sectors in July, only one month after being the top performing sector in all market cap segments. This month's Oil and Gas performance ranged from -3% to -10%.

4. LEADING GROWTH & INNOVATION IN THE CANADIAN ETF INDUSTRY

The Canadian ETF sector recently crossed \$300B in assets under management, and TSX maintains 98% of that AUM, traded across 1,049 Canadian ETFs. Our continued drive to innovate with our partners saw the launch of the world's first Carbon Neutral ETFs.

 [SUBSCRIBE TO OUR MARKET INTELLIGENCE REPORTS](#)

JULY 2021

Investor Insights

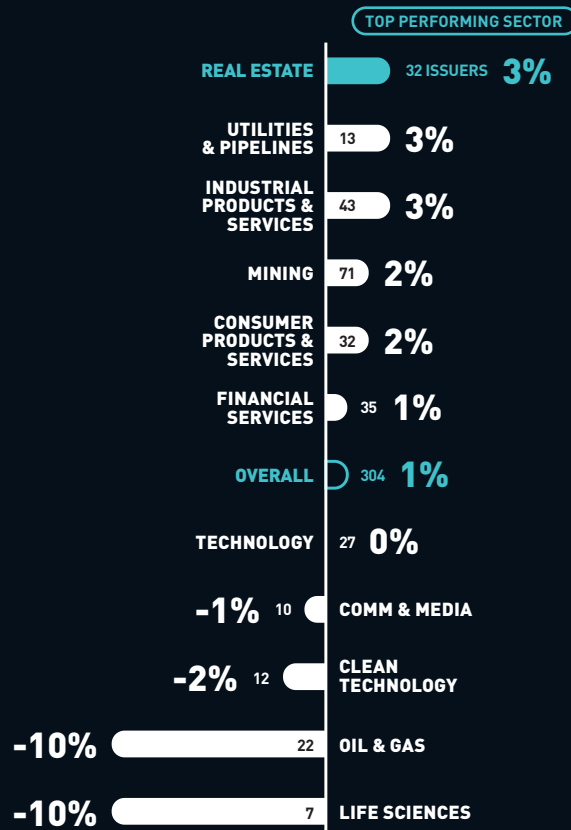
Brought to you by **Toronto Stock Exchange** and **TSX Venture Exchange**.

Large Cap

MARKET CAP >\$1 BILLION

JULY 2021

Average Share Price Performance by Sector



July 2021 Share Price Performance

	TICKER	SHARE PRICE PERFORMANCE	SHARE PRICE 31/07/2021 (CAD)
Standard Lithium Ltd.	TSXV:SLI	47%	\$7.50
Softchoice Corporation	TSX:SFTC	31%	\$28.75
Bombardier Inc.	TSX:BBD.B	27%	\$1.49
Orocobre Limited	TSX:ORL	27%	\$7.65
Skeena Resources Limited	TSX:SKE	27%	\$16.46
Westshore Terminals Investment Corporation	TSX:WTE	26%	\$21.54
MTY Food Group Inc.	TSX:MTY	25%	\$67.98
TFI International Inc.	TSX:TFII	23%	\$139.66
Solaris Resources Inc.	TSX:SLS	22%	\$14.75
Alphamin Resources Corp.	TSXV:AFM	18%	\$0.84

Real Estate

TOP COMPANIES	TICKER	SHARE PRICE PERFORMANCE	SHARE PRICE 31/07/2021 (CAD)
Colliers International Group Inc.	TSX:CIGI	15%	\$160.08
Boardwalk Real Estate Investment Trust	TSX:BEI.UN	12%	\$45.68
FirstService Corp.	TSX:FSV	9%	\$232.38
Canadian Apartment Properties Real Estate Investment Trust	TSX:CAR.UN	7%	\$62.35
Summit Industrial Income REIT	TSX:SMU.UN	7%	\$18.97
InterRent Real Estate Investment Trust	TSX:IIP.UN	7%	\$17.98
BSR Real Estate Investment Trust	TSX:HOM.UN	7%	\$17.47
Mainstreet Equity Corp.	TSX:MEQ	6%	\$110.49
H&R Real Estate Investment Trust	TSX:HR.UN	5%	\$16.83
WPT Industrial Real Estate Investment Trust	TSX:WIR.UN	5%	\$23.67

Most Active in July 2021

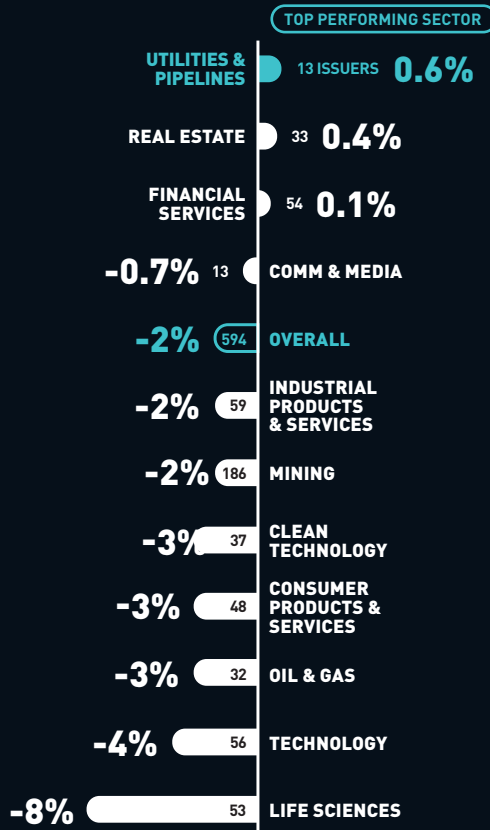
	TICKER	VOLUME TRADED (millions of shares)
Bombardier Inc.	TSX:BBD.B	175
Toronto-Dominion Bank (The)	TSX:TD	132
Suncor Energy Inc.	TSX:SU	132
Enbridge Inc.	TSX:ENB	105
Royal Bank of Canada	TSX:RY	100
Cenovus Energy Inc.	TSX:CVE	94
Bank of Nova Scotia (The)	TSX:BNS	94
Manulife Financial Corporation	TSX:MFC	90
Crescent Point Energy Corp.	TSX:CPG	90
Canadian Natural Resources Limited	TSX:CNQ	81

Mid Cap

MARKET CAP \$100 MILLION TO \$1 BILLION

JULY 2021

Average Share Price Performance by Sector



July 2021 Share Price Performance

	TICKER	SHARE PRICE PERFORMANCE	SHARE PRICE 31/07/2021 (CAD)
Orca Energy Group Inc.	TSXV:ORC.A	100%	\$62.00
KWESST Micro Systems Inc.	TSXV:KWE	94%	\$2.15
Noront Resources Ltd.	TSXV:NOT	71%	\$0.59
Doubleview Gold Corp.	TSXV:DBG	43%	\$1.03
Reliq Health Technologies Inc.	TSXV:RHT	42%	\$0.69
Colonial Coal International Corp.	TSXV:CAD	30%	\$0.86
Anaergia Inc.	TSX:ANRG	30%	\$18.13
Emerita Resources Corp.	TSXV:EMO	30%	\$1.90
Nova Royalty Corp.	TSXV:NOVR	29%	\$3.52
Goodfood Market Corp.	TSX:FOOD	28%	\$9.83

Utilities & Pipelines

TOP COMPANIES	TICKER	SHARE PRICE PERFORMANCE	SHARE PRICE 31/07/2021 (CAD)
Emera Incorporated	TSX:EMA.PR.F	4%	\$24.50
Fortis Inc.	TSX:FTS.PR.H	4%	\$15.82
Fortis Inc.	TSX:FTS.PR.G	3%	\$22.10
TC Energy Corp.	TSX:TRP.PR.D	3%	\$21.19
TC Energy Corp.	TSX:TRP.PR.E	3%	\$21.09
Emera Incorporated	TSX:EMA.PR.J	3%	\$27.22
Canadian Utilities Ltd	TSX:CU.PR.C	2%	\$22.37
Pembina Pipeline Corp.	TSX:PPL.PR.Q	2%	\$24.15
Emera Incorporated	TSX:EMA.PR.C	2%	\$24.18
Canadian Utilities Ltd.	TSX:CU.PR.F	2%	\$25.45

Most Active in July 2021

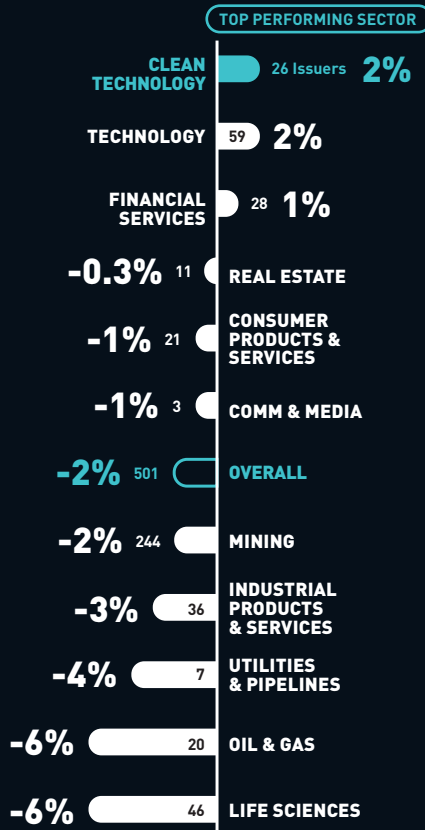
	TICKER	VOLUME TRADED (millions of shares)
Cielo Waste Solutions Corp.	TSXV:CMC	105
Athabasca Oil Corp.	TSX:ATH	47
Nevada Copper Corp.	TSX:NCU	43
Organigram Holdings Inc.	TSX:OGI	33
Hut 8 Mining Corp.	TSX:HUT	32
Emerita Resources Corp.	TSXV:EMO	31
HEXO Corp.	TSX:HEXO	26
Gear Energy Ltd.	TSX:GXE	26
Numinus Wellness Inc.	TSXV:NUMI	25
Bitfarms Ltd.	TSXV:BITF	23

Small Cap

MARKET CAP \$25 MILLION TO \$100 MILLION

JULY 2021

Average Share Price Performance by Sector



July 2021 Share Price Performance

TICKER	SHARE PRICE PERFORMANCE	SHARE PRICE 31/07/2021 (CAD)
West High Yield (W.H.Y.) Resources Ltd. TSXV:WHY	95%	\$0.39
Goliath Resources Ltd. TSXV:GOT	83%	\$1.50
Trigon Metals Inc. TSXV:TM	66%	\$0.49
Ecolomondo Corp. TSXV:ECM	56%	\$0.50
Brunswick Exploration Inc. TSXV:BRW	56%	\$0.27
Canstar Resources Inc. TSXV:ROX	53%	\$0.58
mCloud Technologies Corp. TSXV:MCLD	48%	\$2.55
TDG Gold Corp. TSXV:TDG	46%	\$0.64
Zoomd Technologies Ltd. TSXV:ZOMD	43%	\$0.43
Nevada Exploration Inc. TSXV:NGE	43%	\$0.20

Clean Technology

TOP COMPANIES	TICKER	SHARE PRICE PERFORMANCE	SHARE PRICE 31/07/2021 (CAD)
Ecolomondo Corp.	TSXV:ECM	56%	\$0.50
K.B. Recycling Industries Ltd.	TSXV:AKMY	38%	\$0.58
Clear Blue Technologies International Inc.	TSXV:CBLU	21%	\$0.40
CHAR Technologies Ltd.	TSXV:YES	20%	\$0.72
Earth Alive Clean Technologies Inc.	TSXV:EAC	19%	\$0.13
Fuelpositive Corp.	TSXV:NHHH	7%	\$0.24
Vitreous Glass Inc.	TSXV:VCI	6%	\$5.10
DIRTT Environmental Solutions Ltd.	TSX:DRT.DB	5%	\$128.03
Northland Power Inc.	TSX:NPI.PR.A	0%	\$19.69
Greenbriar Capital Corp.	TSXV:GRB	0%	\$1.43

Most Active in July 2021

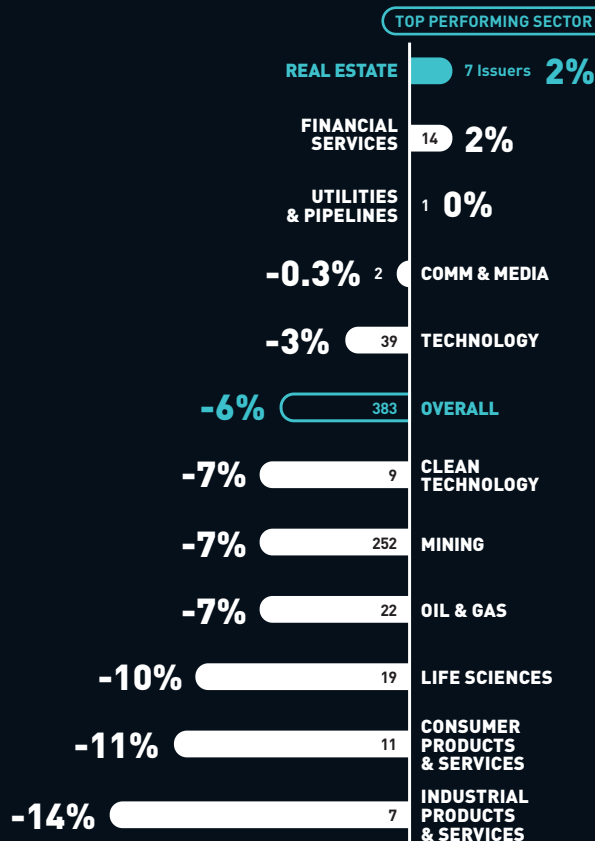
TICKER	VOLUME TRADED (millions of shares)
Petroteq Energy Inc. TSXV:PQE	51
NEO Battery Materials Ltd. TSXV:NBM	50
Cryptostar Corp. TSXV:CSTR	47
Harte Gold Corp. TSX:HRT	38
Saturn Oil & Gas Inc. TSXV:SOIL	30
Arena Minerals Inc. TSXV:AN	24
Datametrex AI Limited TSXV:DM	19
Therma Bright Inc. TSXV:THRM	18
Khiron Life Sciences Corp. TSXV:KHRN	18
Azarga Uranium Corp. TSX:AZZ	14

Micro Cap

MARKET CAP <\$25 MILLION

JULY 2021

Average Share Price Performance by Sector



July 2021 Share Price Performance

	TICKER	SHARE PRICE PERFORMANCE	SHARE PRICE 31/07/2021 (CAD)
Labrador Technologies Inc.	TSXV:LTX	300%	\$0.04
Constantine Metal Resources Ltd.	TSXV:CEM	93%	\$0.44
Lucky Minerals Inc.	TSXV:LKY	85%	\$0.12
Magnetic North Acquisition Corp.	TSXV:MNC.PRA	82%	\$9.30
Goldgroup Mining Inc.	TSX:GGA	75%	\$0.07
Perpetual Energy Inc.	TSX:PMT	46%	\$0.35
Orea Mining Corp.	TSX:OREA	38%	\$0.11
International Zeolite Corp.	TSXV:IZ	36%	\$0.25
Typhoon Exploration Inc.	TSXV:TYP	33%	\$0.06
Sparton Resources Inc.	TSXV:SRI	31%	\$0.11

Real Estate

TOP COMPANIES	TICKER	SHARE PRICE PERFORMANCE	SHARE PRICE 31/07/2021 (CAD)
Mongolia Growth Group Ltd.	TSXV:YAK	22%	\$0.77
King George Financial Corp.	TSXV:KGF	4%	\$0.25
Melcor Real Estate Investment Trust	TSX:MR.DB.A	0.5%	\$100.25
Pine Trail Real Estate Investment Trust	TSXV:PINE.U	0%	\$0.06
Brookfield Office Properties Inc.	TSX:BPO.PR.X	-0.2%	\$10.65
Starlight U.S. Multi-Family (No.2) Core Plus Fund	TSXV:SCPT.U	-3%	\$9.75
Consolidated Firstfund Capital Corp.	TSXV:FFP	-9%	\$0.42

Most Active in July 2021

	TICKER	VOLUME TRADED (millions of shares)
Sparton Resources Inc.	TSXV:SRI	74
Roadman Investments Corp.	TSXV:LITT	26
Select Sands Corp.	TSXV:SNS	25
Azincourt Energy Corp.	TSXV:AAZ	24
Elixer Ltd.	TSXV:ELXR	22
Current Water Technologies Inc.	TSXV:WATR	20
iMining Blockchain and Cryptocurrency Inc.	TSXV:IMIN	15
Spectra7 Microsystems Inc.	TSXV:SEV	15
Orea Mining Corp.	TSX:OREA	14
Deep-South Resources Inc.	TSXV:DSM	13

Top TSX and TSXV Indices in July 2021

	Performance
S&P/TSX Consumer Staples Index	6%
S&P/TSX Information Technology Index	3%
S&P/TSX Materials Index	3%
S&P/TSX Industrials Index	3%
S&P/TSX Utilities Index	3%
S&P/TSX Venture Consumer Discretionary Index	1%
S&P/TSX 60 Index	1%
S&P/TSX Composite Index	1%
S&P/TSX Financials Index	-0.2%
S&P/TSX Communication Services Index	-0.4%

Top ETFs in July 2021

	Ticker	Share Price Performance	Share Price 31/07/2021 (CAD)	Fund Family
BetaPro S&P/TSX Capped Energy – 2x Daily Bear ETF	TSX:HED	24%	\$11.96	Horizons ETF
BetaPro Marijuana Companies Inverse ETF	TSX:HMJI	18%	\$12.96	Horizons ETF
3iQ CoinShares Bitcoin ETF	TSX:BTCQ.U	16%	\$6.71	3iQ
Ninepoint Bitcoin ETF	TSX:BITC	16%	\$15.00	Ninepoint Partners
3iQ CoinShares Bitcoin ETF	TSX:BTCQ	16%	\$8.38	3iQ
CI Galaxy Bitcoin ETF	TSX:BTCX.B	16%	\$7.54	CI First Asset
BetaPro Bitcoin ETF	TSX:HBIT	15%	\$6.29	Horizons ETF
Horizons Global Lithium Producers Index ETF	TSX:HLIT	15%	\$30.10	Horizons ETF
Purpose Bitcoin ETF	TSX:BTCC.B	15%	\$7.40	Purpose Investments
Bitcoin ETF	TSX:EBIT.U	15%	\$15.24	Evolve ETFs

For more information contact:

RICHARD GOODMAN

Head of Capital Development

E richard.goodman@tmx.com

[tsx.com/mig](https://www.tsx.com/mig)

As at March 28, 2021, unless otherwise noted. Companies were subject to a minimum trading value to qualify for analysis. ©2021 TSX Inc. All rights reserved. The information in this document is provided for informational purposes only. This document, and certain of the information contained in this document, is TSX Inc.'s proprietary information. Do not disclose, copy, distribute, sell or modify this document or any of its contents without TSX Inc.'s prior written consent. Neither TMX Group Limited nor any of its affiliates represents, warrants or guarantees the completeness or accuracy of the information contained in this document and they are not responsible for any errors or omissions in or your use of, or reliance on, the information. The information in this document is provided with the express condition, to which by making use thereof you expressly consent, that no liability shall be incurred by TMX Group Limited and/or any of its affiliates as a result of any errors or omissions herein or any use or reliance upon the information. TMX Group Limited and its affiliates are not responsible for any errors or omissions in, or your use of, information accessed through links to any third party sites, and the views, comments, opinions and advice of any third party, in this document or on any third party site, reflect those of the individual authors only and are not necessarily endorsed by TMX Group Limited and its affiliates. TMX Group Limited and its affiliates have not prepared, reviewed or updated the content of any third party sites, and assume no responsibility for such information. The information provided is not an invitation to purchase securities listed on Toronto Stock Exchange or TSX Venture Exchange. TMX Group Limited and its affiliates do not endorse or recommend any of the referenced securities or issuers, and this document does not, nor should it be construed as, providing any trading, legal, accounting, tax, investment, business, financial or other advice, and you should not rely on it for such purposes. Professional advisors should be consulted. Listing on Toronto Stock Exchange or TSX Venture Exchange does not guarantee the future performance of a security or an issuer. The S&P/TSX 60 Index and the S&P/TSX Composite Index (the "S&P/TSX Indices") are products of S&P Dow Jones Indices LLC or its affiliates ("SPDJI") and TSX Inc. ("TSX"). Standard & Poor's® and S&P® are registered trademarks of Standard & Poor's Financial Services LLC ("S&P"); Dow Jones® is a registered trademark of Dow Jones Trademark Holdings LLC ("Dow Jones"); and TSX® is a registered trademark of TSX, SPDJI, Dow Jones, S&P, their respective affiliates and TSX do not sponsor, endorse, sell or promote any products based on the S&P/TSX Indices and none of such parties make any representation regarding the advisability of investing in such product(s) nor do they have any liability for any errors, omissions or interruptions of the S&P/TSX Indices or any data related thereto. TMX, the TMX design, Toronto Stock Exchange, TSX, TSXV, TSX Venture Exchange, The Future is Yours to See, and Voir le futur. Réaliser l'avenir, are the trademarks of TSX Inc. All other trademarks used herein are the property of their respective owners.