

Four Takeaways For Investors

The following are some key observations of the TSX and TSX Venture Exchange markets:

1. OIL & GAS HOT IN SEPTEMBER

The Oil & Gas sector was the top performing sector in each market cap segment, except for Micro Cap, where it placed #2. Starting from Large Cap, Mid Cap, Small Cap and Micro Cap, Oil & Gas was up an incredible 25%, 31%, 12% and 10%, respectively.

2. MID CAP THE ONLY POSITIVE SEGMENT

The averages for Large Cap, Small Cap and Micro Cap were all down in September [-1%, -2%, -2%] while Mid Cap was up 1%.

3. MINING GIVES BACK SOME GAINS

In September, the Mining sector was down in each market cap segment: Large Cap [-6%], Mid Cap [-2%], Small Cap [-4%] and Micro Cap [-5%].

4. ETF AUM SOARS IN 2021

Buoyant markets and positive net flows into ETFs has increased ETF AUM significantly in 2021. Most notably is the ETF heavyweight asset class of equities that is up 28% year to date. The launch of cryptocurrency ETFs has pushed the "other" category up over 1300% year to date.

[CLICK HERE !\[\]\(cf531ed27e91483460120fcc057b3901_img.jpg\) FOR MORE INFORMATION](#)

 [SUBSCRIBE TO OUR MARKET INTELLIGENCE REPORTS](#)

SEPTEMBER 2021

Investor Insights

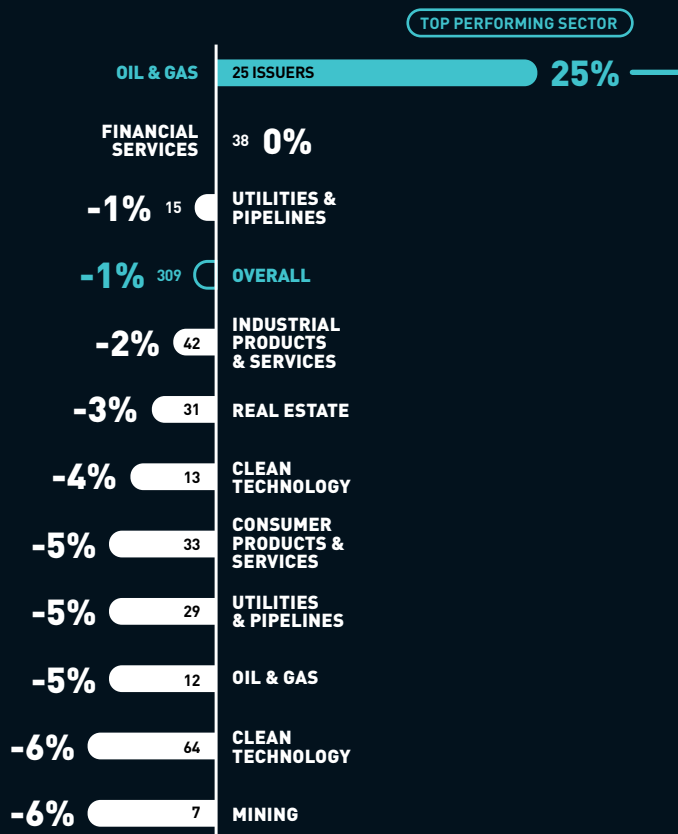
Brought to you by **Toronto Stock Exchange** and **TSX Venture Exchange**.

Large Cap

MARKET CAP >\$1 BILLION

SEPTEMBER 2021

Average Share Price Performance by Sector



September 2021 Share Price Performance

	TICKER	SHARE PRICE PERFORMANCE	SHARE PRICE 30/09/2021 (CAD)
Standard Lithium Ltd.	TSXV:SLI	60%	\$10.33
Baytex Energy Corp.	TSX:BTE	58%	\$3.45
Vermilion Energy Inc.	TSX:VET	49%	\$12.52
Peyto Exploration & Development Corp.	TSX:PEY	47%	\$9.86
NuVista Energy Ltd.	TSX:NVA	42%	\$5.14
Paramount Resources Ltd.	TSX:POU	39%	\$18.78
Enerplus Corporation	TSX:ERF	36%	\$10.14
Tamarack Valley Energy Ltd.	TSX:TVE	32%	\$3.19
ARC Resources Ltd.	TSX:ARX	32%	\$11.87
Tourmaline Oil Corp.	TSX:TOU	31%	\$44.25

Oil & Gas

TOP COMPANIES	TICKER	SHARE PRICE PERFORMANCE	SHARE PRICE 30/09/2021 (CAD)
Baytex Energy Corp.	TSX:BTE	58%	\$3.45
Vermilion Energy Inc.	TSX:VET	49%	\$12.52
Peyto Exploration & Development Corp.	TSX:PEY	47%	\$9.86
NuVista Energy Ltd.	TSX:NVA	42%	\$5.14
Paramount Resources Ltd.	TSX:POU	39%	\$18.78
Enerplus Corporation	TSX:ERF	36%	\$10.14
Tamarack Valley Energy Ltd.	TSX:TVE	32%	\$3.19
ARC Resources Ltd.	TSX:ARX	32%	\$11.87
Tourmaline Oil Corp.	TSX:TOU	31%	\$44.25
Whitecap Resources Inc.	TSX:WCP	30%	\$7.01

Most Active in September 2021

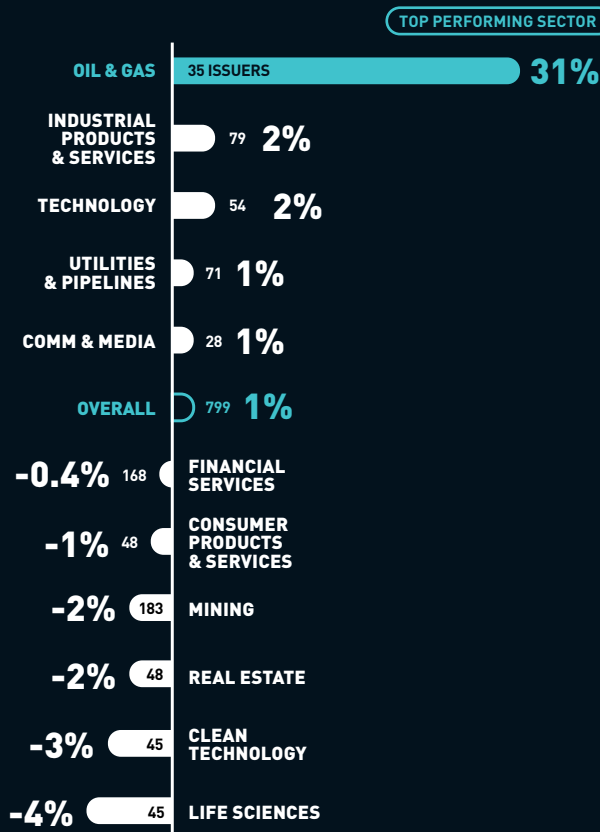
	TICKER	VOLUME TRADED (millions of shares)
Bombardier Inc.	TSX:BBD.B	256
Suncor Energy Inc.	TSX:SU	226
Canadian Natural Resources Limited	TSX:CNQ	199
Cenovus Energy Inc.	TSX:CVE	143
TC Energy Corporation	TSX:TRP	129
Baytex Energy Corp.	TSX:BTE	129
Enbridge Inc.	TSX:ENB	120
Crescent Point Energy Corp.	TSX:CPG	106
Denison Mines Corp.	TSX:DML	105
Manulife Financial Corporation	TSX:MFC	101

Mid Cap

MARKET CAP \$100 MILLION TO \$1 BILLION

SEPTEMBER 2021

Average Share Price Performance by Sector



September 2021 Share Price Performance

	TICKER	SHARE PRICE PERFORMANCE	SHARE PRICE 30/09/2021 (CAD)
Alvopetro Energy Ltd.	TSXV:ALV	306%	\$4.47
SouthGobi Resources Ltd.	TSX:SGQ	267%	\$0.88
NexOptic Technology Corp.	TSXV:NXO	158%	\$0.71
exactEarth Ltd.	TSX:XCT	128%	\$3.31
Golden Valley Mines and Royalties Ltd.	TSXV:GZZ	89%	\$12.26
Falcon Oil & Gas Ltd.	TSXV:FO	88%	\$0.16
FOBI AI Inc.	TSXV:FOBI	87%	\$2.98
Colonial Coal International Corp.	TSXV:CAD	76%	\$1.48
ZEN Graphene Solutions Ltd.	TSXV:ZEN	74%	\$5.48
Crew Energy Inc.	TSX:CR	68%	\$3.11

Oil & Gas

TOP COMPANIES	TICKER	SHARE PRICE PERFORMANCE	SHARE PRICE 30/09/2021 (CAD)
Alvopetro Energy Ltd.	TSXV:ALV	306%	\$4.47
Falcon Oil & Gas Ltd.	TSXV:FO	88%	\$0.16
Crew Energy Inc.	TSX:CR	68%	\$3.11
Pine Cliff Energy Ltd.	TSX:PNE	50%	\$0.72
Touchstone Exploration Inc.	TSX:TXP	50%	\$2.08
InPlay Oil Corp.	TSX:IPO	47%	\$1.54
Storm Resources Ltd.	TSX:SRX	44%	\$5.40
Pipestone Energy Corp.	TSX:PIPE	43%	\$2.65
PetroTal Corp.	TSXV:TAL	39%	\$0.41
Gran Tierra Energy Inc.	TSX:GTE	39%	\$0.93

Most Active in September 2021

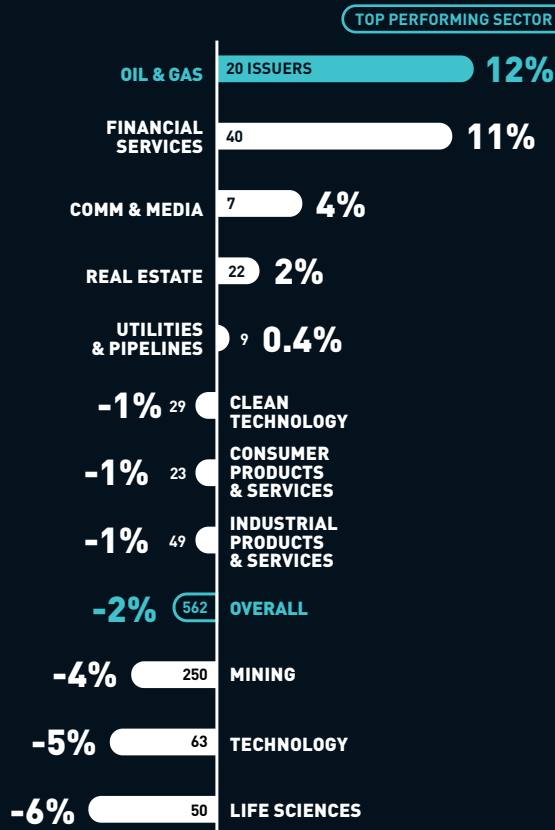
	TICKER	VOLUME TRADED (millions of shares)
Cielo Waste Solutions Corp.	TSXV:CMC	237
Fission Uranium Corp.	TSX:FCU	96
Athabasca Oil Corporation	TSX:ATH	58
HEXO Corp.	TSX:HEXO	57
UEX Corporation	TSX:UEX	54
Facedrive Inc.	TSXV:FD	49
Azarga Uranium Corp.	TSX:AZZ	41
FOBI AI Inc.	TSXV:FOBI	41
GoGold Resources Inc.	TSX:GGD	39
Govix Uranium Inc.	TSXV:GXU	36

Small Cap

MARKET CAP \$25 MILLION TO \$100 MILLION

SEPTEMBER 2021

Average Share Price Performance by Sector



September 2021 Share Price Performance

	TICKER	SHARE PRICE PERFORMANCE	SHARE PRICE 30/09/2021 (CAD)
Westaim Corporation (The)	TSXV:WED.PR.A	400%	\$10.00
Morien Resources Corp.	TSXV:MOX	104%	\$0.53
QC Copper and Gold Inc.	TSXV:QCCU	88%	\$0.32
Reitmans (Canada) Ltd.	TSXV:RET.A	81%	\$0.76
Virginia Energy Resources Inc.	TSXV:VUI	78%	\$0.41
Orea Mining Corp.	TSX:OREA	67%	\$0.25
Meridian Mining UK Societas	TSXV:MNO	62%	\$0.73
Baselode Energy Corp.	TSXV:FIND	61%	\$0.82
Altura Energy Inc.	TSXV:ATU	58%	\$0.30
Mongolia Growth Group Ltd.	TSXV:YAK	51%	\$1.22

Oil & Gas

TOP COMPANIES	TICKER	SHARE PRICE PERFORMANCE	SHARE PRICE 30/09/2021 (CAD)
Altura Energy Inc.	TSXV:ATU	58%	\$0.30
Pieridae Energy Ltd	TSX:PEA	35%	\$0.39
Journey Energy Inc.	TSX:JOY	32%	\$1.49
PetroShale Inc.	TSXV:PSH	30%	\$0.30
Tethys Petroleum Ltd.	TSXV:TPL	30%	\$0.65
Petrus Resources Ltd.	TSX:PRQ	19%	\$0.75
Saturn Oil & Gas Inc.	TSXV:SOIL	17%	\$0.18
Avanti Energy Inc.	TSXV:AVN	12%	\$1.96
Eco (Atlantic) Oil & Gas Ltd.	TSXV:E0G	3%	\$0.47
Surge Energy Inc.	TSX:SGY.DB.A	3%	\$96.00

Most Active in September 2021

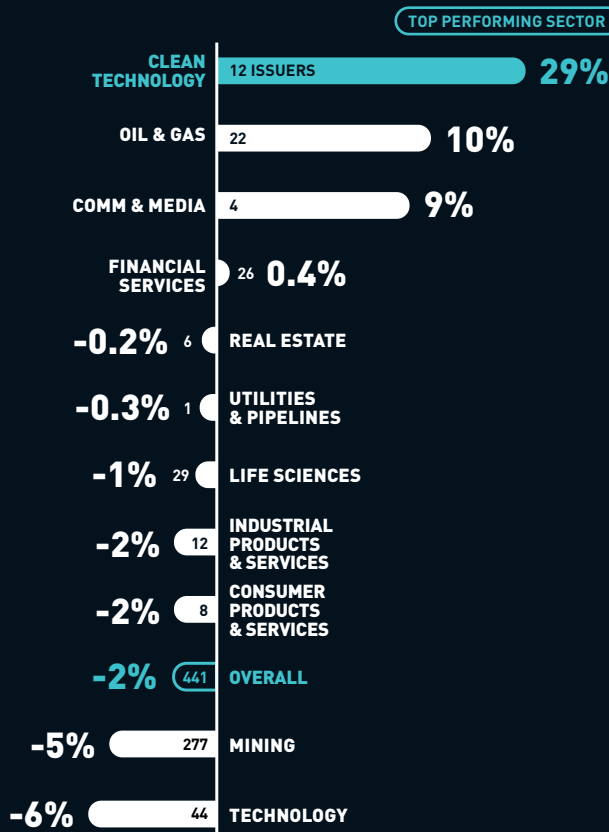
	TICKER	VOLUME TRADED (millions of shares)
Nevada Copper Corp.	TSX:NCU	81
Azincourt Energy Corp.	TSXV:AAZ	51
Orea Mining Corp.	TSX:OREA	48
Mega Uranium Ltd.	TSX:MGA	47
Anfield Energy Inc.	TSXV:AEC	39
Cryptostar Corp.	TSXV:CSTR	36
Purepoint Uranium Group Inc.	TSXV:PTU	29
Xanadu Mines Ltd.	TSX:XAM	26
VentriPoint Diagnostics Ltd.	TSXV:VPT	24
Flowr Corporation, The	TSXV:FLWR	23

Micro Cap

MARKET CAP <\$25 MILLION

SEPTEMBER 2021

Average Share Price Performance by Sector



September 2021 Share Price Performance

	TICKER	SHARE PRICE PERFORMANCE	SHARE PRICE 30/09/2021 (CAD)
Wavefront Technology Solutions Inc.	TSXV:WEE	389%	\$0.22
Gungnir Resources Inc.	TSXV:GUG	200%	\$0.23
InZinc Mining Ltd.	TSXV:IZN	117%	\$0.07
Vaxil Bio Ltd.	TSXV:VXL	100%	\$0.14
Goldhills Holdings Ltd.	TSXV:GHL	100%	\$0.25
AM Resources Corp.	TSXV:AMR	75%	\$0.07
International Frontier Resources Corp.	TSXV:IFR	67%	\$0.03
ALX Resources Corp.	TSXV:AL	62%	\$0.11
Conquest Resources Limited	TSXV:CQR	59%	\$0.14
Sintana Energy Inc.	TSXV:SEI	58%	\$0.10

Clean Technology

TOP COMPANIES	TICKER	SHARE PRICE PERFORMANCE	SHARE PRICE 30/09/2021 (CAD)
Wavefront Technology Solutions Inc.	TSXV:WEE	389%	\$0.22
Westbridge Energy Corporation	TSXV:WEB	17%	\$0.25
ATI Airtest Technologies Inc.	TSXV:AAT	13%	\$0.09
Current Water Technologies Inc.	TSXV:WATR	10%	\$0.06
Northland Power Inc.	TSX:NPI.PR.B	3%	\$18.75
Esrey Resources Ltd.	TSXV:ESR	0%	\$0.01
Pond Technologies Holdings Inc.	TSXV:POND	-5%	\$0.42
Clear Blue Technologies International Inc.	TSXV:CBLU	-5%	\$0.31
Universal Proptech Inc.	TSXV:UIPI	-6%	\$0.23
BluMetric Environmental Inc.	TSXV:BLM	-9%	\$0.71

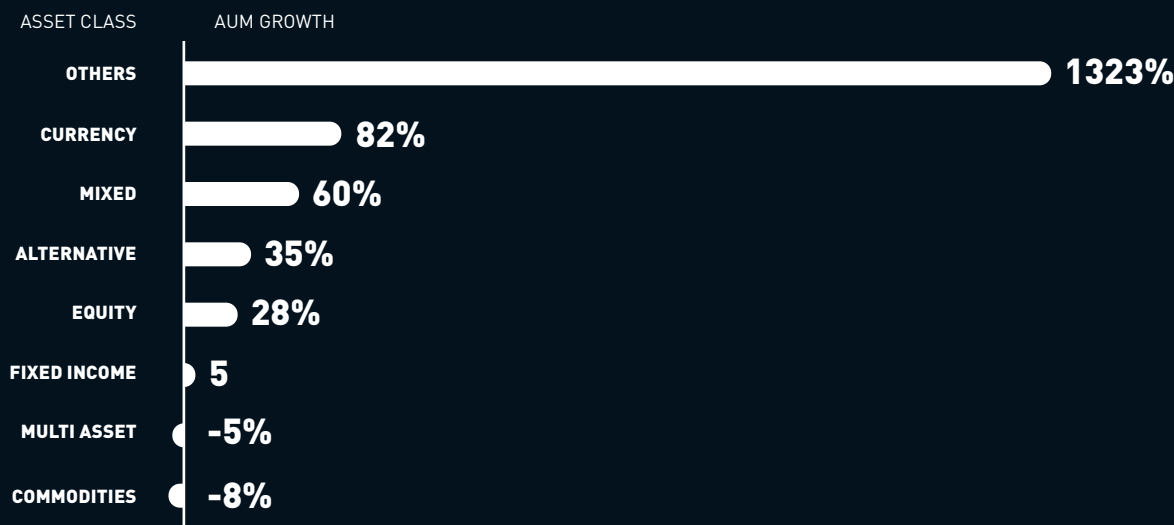
Most Active in September 2021

	TICKER	VOLUME TRADED (millions of shares)
Trackx Holdings Inc.	TSXV:TKX	43
Gungnir Resources Inc.	TSXV:GUG	35
Current Water Technologies Inc.	TSXV:WATR	32
Sparta Capital Ltd.	TSXV:SAY	23
Vaxil Bio Ltd.	TSXV:VXL	21
Roadman Investments Corp.	TSXV:LITT	21
Jourdan Resources Inc.	TSXV:JOR	17
Pegasus Resources Inc.	TSXV:PEGA	16
International Lithium Corp.	TSXV:ILC	16
Arctic Star Exploration Corp.	TSXV:ADD	16

Top TSX and TSXV Indices in September 2021

	Performance
S&P/TSX Energy Index	18%
S&P/TSX Venture Real Estate Index	7%
S&P/TSX Venture Energy Index	6%
S&P/TSX Venture Financials Index	2%
S&P/TSX Financials Index	-1%
S&P/TSX 60 Index	-2%
S&P/TSX Composite Index	-2%
S&P/TSX Industrials Index	-3%
S&P/TSX Utilities Index	-3%
S&P/TSX Venture Composite Index	-4%

ETF AUM Growth YTD in September 2021



BROUGHT TO YOU BY TMX LOGICLY. VISIT [TMX.COM/LOGICLY](https://tmx.com/logicly) FOR MORE INFORMATION AND TO START YOUR FREE TRIAL TODAY!

For more information contact:

RICHARD GOODMAN

Head of Capital Development

E richard.goodman@tmx.com

tsx.com/mig

As at October 11, 2021, unless otherwise noted. Companies were subject to a minimum trading value to qualify for analysis. ©2021 TSX Inc. All rights reserved. The information in this document is provided for informational purposes only. This document, and certain of the information contained in this document, is TSX Inc.'s proprietary information. Do not disclose, copy, distribute, sell or modify this document or any of its contents without TSX Inc.'s prior written consent. Neither TMX Group Limited nor any of its affiliates represents, warrants or guarantees the completeness or accuracy of the information contained in this document and they are not responsible for any errors or omissions in or your use of, or reliance on, the information. The information in this document is provided with the express condition, to which by making use thereof you expressly consent, that no liability shall be incurred by TMX Group Limited and/or any of its affiliates as a result of any errors or omissions herein or any use or reliance upon the information. TMX Group Limited and its affiliates are not responsible for any errors or omissions in, or your use of, information accessed through links to any third party sites, and the views, comments, opinions and advice of any third party, in this document or on any third party site, reflect those of the individual authors only and are not necessarily endorsed by TMX Group Limited and its affiliates. TMX Group Limited and its affiliates have not prepared, reviewed or updated the content of any third party sites, and assume no responsibility for such information. The information provided is not an invitation to purchase securities listed on Toronto Stock Exchange or TSX Venture Exchange. TMX Group Limited and its affiliates do not endorse or recommend any of the referenced securities or issuers, and this document does not, nor should it be construed as, providing any trading, legal, accounting, tax, investment, business, financial or other advice, and you should not rely on it for such purposes. Professional advisors should be consulted. Listing on Toronto Stock Exchange or TSX Venture Exchange does not guarantee the future performance of a security or an issuer. The S&P/TSX 60 Index and the S&P/TSX Composite Index (the "S&P/TSX Indices") are products of S&P Dow Jones Indices LLC or its affiliates ("SPDJI") and TSX Inc. ("TSX"). Standard & Poor's® and S&P® are registered trademarks of Standard & Poor's Financial Services LLC ("S&P"); Dow Jones® is a registered trademark of Dow Jones Trademark Holdings LLC ("Dow Jones"); and TSX® is a registered trademark of TSX, SPDJI, Dow Jones, S&P, their respective affiliates and TSX do not sponsor, endorse, sell or promote any products based on the S&P/TSX Indices and none of such parties make any representation regarding the advisability of investing in such product(s) nor do they have any liability for any errors, omissions or interruptions of the S&P/TSX Indices or any data related thereto. TMX, the TMX design, Toronto Stock Exchange, TSX, TSXV, TSX Venture Exchange, The Future is Yours to See, and Voir le futur. Réaliser l'avenir, are the trademarks of TSX Inc. All other trademarks used herein are the property of their respective owners.