

Four Takeaways For Investors

The following are some key observations of the TSX and TSX Venture Exchange markets:

1. STRONG OCTOBER

In each market cap segment, stocks were up an average of 5-7%, with Small Cap at +7% and the other three segments at +5%.

2. DOUBLE-DIGIT GROWTH FOR RESOURCE STOCKS

Mining stocks had an average increase of 11% in the Large Cap and Small Cap Segments, and +15% in Mid Cap (Micro Cap was +7%). Oil & Gas was up 11% in the Small Cap Segment (and was up 7-8% in the other 3 segments).

3. TSX VENTURE INDICES AMONG STRONGEST

Three Venture indexes (Materials, Composite, and Information Technology) were three of the top four performing indexes in October (+17%, +11% and +9%, respectively).

4. COMM & MEDIA TOPS IN 2 SEGMENTS

Comm & Media was the top performing sector in October for Small Cap and Micro Cap segments, with a +14% and +33% return, respectively.

[CLICK HERE !\[\]\(cf531ed27e91483460120fcc057b3901_img.jpg\) FOR MORE INFORMATION](#)

 [SUBSCRIBE TO OUR MARKET INTELLIGENCE REPORTS](#)

OCTOBER 2021

Investor Insights

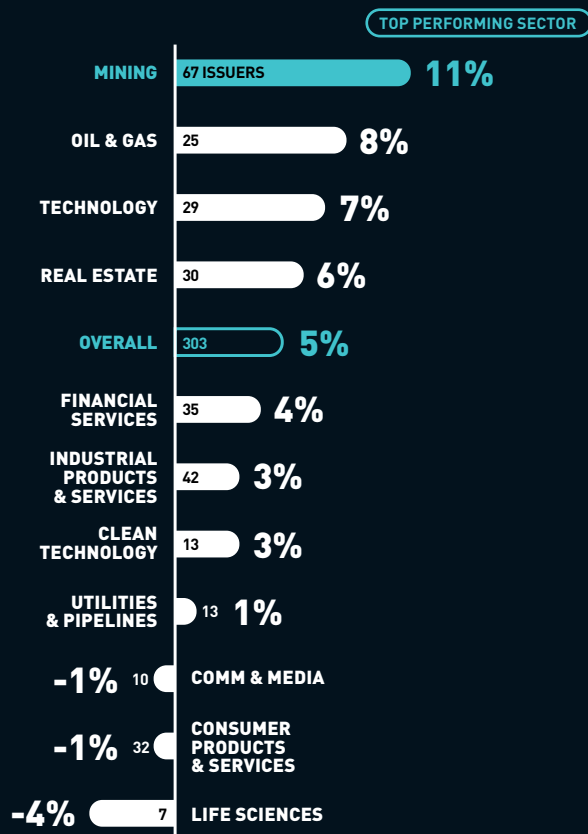
Brought to you by **Toronto Stock Exchange** and **TSX Venture Exchange**.

Large Cap

MARKET CAP >\$1 BILLION

OCTOBER 2021

Average Share Price Performance by Sector



October 2021 Share Price Performance

	TICKER	SHARE PRICE PERFORMANCE	SHARE PRICE 31/10/2021 (CAD)
Galaxy Digital Holdings Ltd.	TSX:GLXY	62%	\$33.48
Hut 8 Mining Corp.	TSX:HUT	56%	\$16.62
Voyager Digital Ltd.	TSX:VOYG	48%	\$18.86
Standard Lithium Ltd.	TSXV:SLI	36%	\$14.05
New Gold Inc.	TSX:NGD	30%	\$1.74
Solaris Resources Inc.	TSX:SLS	29%	\$14.25
HIVE Blockchain Technologies Ltd.	TSXV:HIVE	29%	\$4.37
Great Bear Resources Ltd.	TSXV:GBR	28%	\$17.35
Lithium Americas Corp.	TSX:LAC	27%	\$35.90
Ballard Power Systems Inc.	TSX:BLDP	26%	\$22.43

Mining

TOP COMPANIES	TICKER	SHARE PRICE PERFORMANCE	SHARE PRICE 31/10/2021 (CAD)
Standard Lithium Ltd.	TSXV:SLI	36%	\$14.05
New Gold Inc.	TSX:NGD	30%	\$1.74
Solaris Resources Inc.	TSX:SLS	29%	\$14.25
Great Bear Resources Ltd.	TSXV:GBR	28%	\$17.35
Lithium Americas Corp.	TSX:LAC	27%	\$35.90
Victoria Gold Corp.	TSX:VGCX	26%	\$18.97
SilverCrest Metals Inc.	TSX:SIL	26%	\$11.14
New Found Gold Corp.	TSXV:NFG	25%	\$9.63
First Quantum Minerals Ltd.	TSX:FM	25%	\$29.30
Pretium Resources Inc.	TSX:PVG	22%	\$14.97

Most Active in October 2021

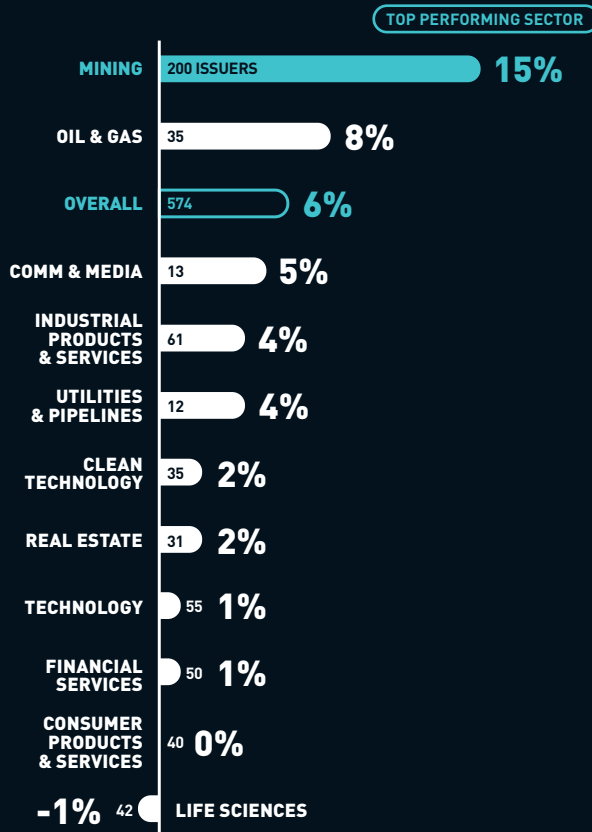
	TICKER	VOLUME TRADED (millions of shares)
Toronto-Dominion Bank (The)	TSX:TD	163
Suncor Energy Inc.	TSX:SU	160
Bombardier Inc.	TSX:BBD.B	153
Cenovus Energy Inc.	TSX:CVE	121
TC Energy Corporation	TSX:TRP	108
Enbridge Inc.	TSX:ENB	105
Crescent Point Energy Corp.	TSX:CPG	102
Baytex Energy Corp.	TSX:BTE	101
Royal Bank of Canada	TSX:RY	100
Canadian Natural Resources Ltd.	TSX:CNQ	97

Mid Cap

MARKET CAP \$100 MILLION TO \$1 BILLION

OCTOBER 2021

Average Share Price Performance by Sector



October 2021 Share Price Performance

	TICKER	SHARE PRICE PERFORMANCE	SHARE PRICE 31/10/2021 (CAD)
Emerita Resources Corp.	TSXV:EMO	157%	\$3.81
Arena Minerals Inc.	TSXV:AN	110%	\$0.42
Dorel Industries Inc.	TSX:DII.B	104%	\$22.30
Colonial Coal International Corp.	TSXV:CAD	103%	\$3.00
Atlas Salt Inc.	TSXV:SALT	86%	\$1.47
Calfrac Well Services Ltd.	TSX:CFW	79%	\$6.27
Northwest Copper Corp.	TSXV:NWST	78%	\$0.91
Alpha Lithium Corp.	TSXV:ALLI	72%	\$1.17
NG Energy International Corp.	TSXV:GASX	68%	\$1.95
Bear Creek Mining Corp.	TSXV:BCM	66%	\$1.74

MINING

TOP COMPANIES	TICKER	SHARE PRICE PERFORMANCE	SHARE PRICE 31/10/2021 (CAD)
Emerita Resources Corp.	TSXV:EMO	157%	\$3.81
Arena Minerals Inc.	TSXV:AN	110%	\$0.42
Colonial Coal International Corp.	TSXV:CAD	103%	\$3.00
Atlas Salt Inc.	TSXV:SALT	86%	\$1.47
Northwest Copper Corp.	TSXV:NWST	78%	\$0.91
Alpha Lithium Corp.	TSXV:ALLI	72%	\$1.17
Bear Creek Mining Corp.	TSXV:BCM	66%	\$1.74
Nevada Copper Corp.	TSX:NCU	62%	\$0.81
American Lithium Corp.	TSXV:LI	61%	\$4.00
Rock Tech Lithium Inc.	TSXV:RCK	61%	\$7.90

Most Active in October 2021

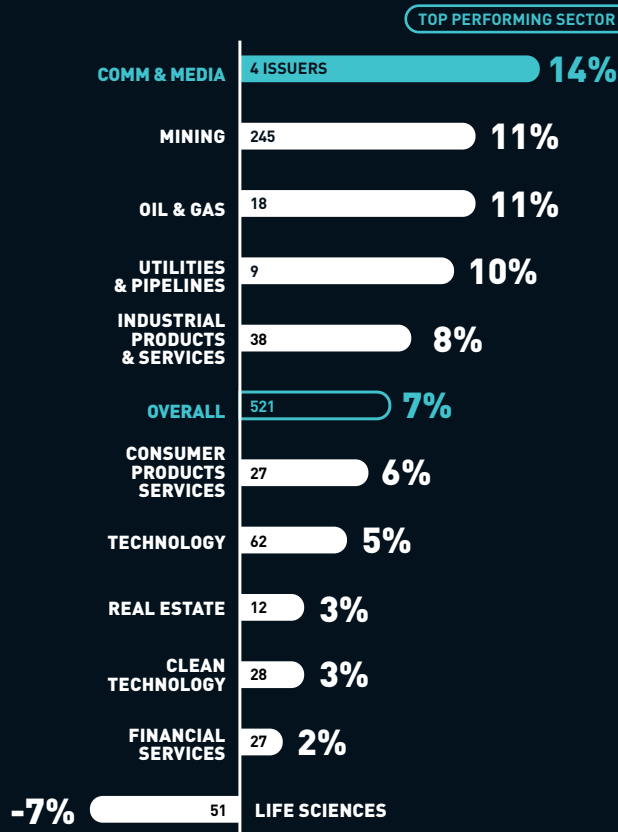
	TICKER	VOLUME TRADED (millions of shares)
Cielo Waste Solutions Corp.	TSXV:CMC	173
Athabasca Oil Corp.	TSX:ATH	93
Trevali Mining Corp.	TSX:TV	73
HEXO Corp.	TSX:HEXO	62
Arena Minerals Inc.	TSXV:AN	57
Fission Uranium Corp.	TSX:FCU	56
Trican Well Service Ltd.	TSX:TCW	31
Neo Lithium Corp.	TSXV:NLC	30
Gear Energy Ltd.	TSX:GXE	30
Emerita Resources Corp.	TSXV:EMO	27

Small Cap

MARKET CAP \$25 MILLION TO \$100 MILLION

OCTOBER 2021

Average Share Price Performance by Sector



October 2021 Share Price Performance

	TICKER	SHARE PRICE PERFORMANCE	SHARE PRICE 31/10/2021 (CAD)
West High Yield (W.H.Y.) Resources Ltd.	TSXV:WHY	139%	\$0.62
Perpetual Energy Inc.	TSX:PMT	113%	\$0.68
Source Energy Services Ltd.	TSX:SHLE	112%	\$2.84
Dorel Industries Inc.	TSX:DII.A	93%	\$22.34
Volcanic Gold Mines Inc.	TSXV:VG	85%	\$0.61
Leading Edge Materials Corp.	TSXV:LEM	83%	\$0.39
Lithium South Development Corporation	TSXV:LIS	82%	\$0.71
New Stratus Energy Inc.	TSXV:NSE	79%	\$0.50
Wavefront Technology Solutions Inc.	TSXV:WEE	73%	\$0.38
Fortress Technologies Inc.	TSXV:FORT	70%	\$0.90

Comm & Media

TOP COMPANIES	TICKER	SHARE PRICE PERFORMANCE	SHARE PRICE 31/10/2021 (CAD)
Wow Unlimited Media Inc.	TSXV:WOW	58%	\$1.50
BCE Inc.	TSX:BCE.PR.Z	12%	\$21.07
BCE Inc.	TSX:BCE.PR.J	11%	\$20.61
BCE Inc.	TSX:BCE.PR.L	8%	\$19.27
BCE Inc.	TSX:BCE.PR.S	7%	\$20.59
Thomson Reuters Corp.	TSX:TRI.PR.B	5%	\$15.45
Glacier Media Inc.	TSX:GVC	-7%	\$0.43

Most Active in October 2021

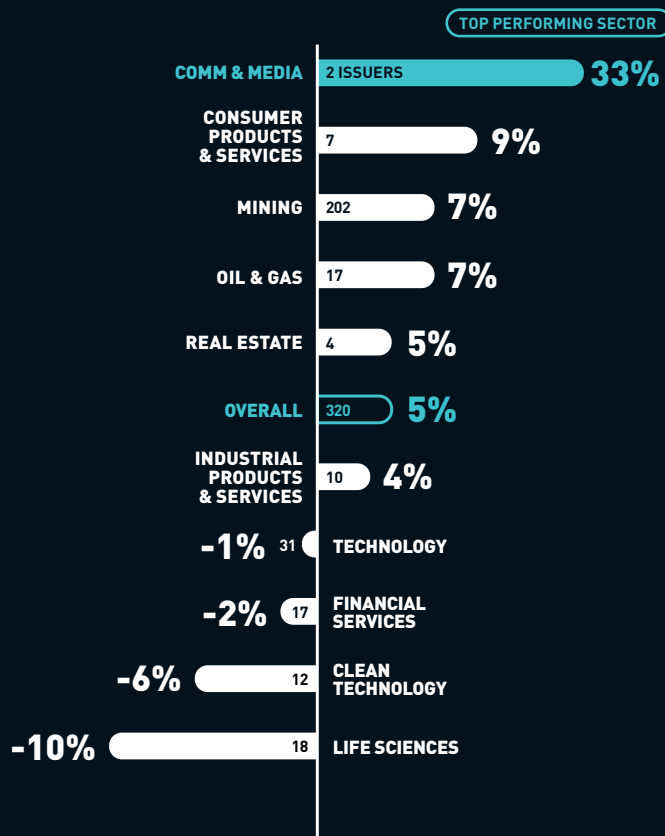
	TICKER	VOLUME TRADED (millions of shares)
Cryptostar Corp.	TSXV:CSTR	61
Vision Lithium inc.	TSXV:VLI	34
Fuelpositive Corp.	TSXV:NHHH	30
Azincourt Energy Corp.	TSXV:AAZ	30
Anfield Energy Inc.	TSXV:AEC	22
Silver Elephant Mining Corp.	TSX:ELEF	22
NEO Battery Materials Ltd.	TSXV:NBM	18
Fortress Technologies Inc.	TSXV:FORT	18
Facedrive Inc.	TSXV:FD	17
Therma Bright Inc.	TSXV:THRM	17

Micro Cap

MARKET CAP <\$25 MILLION

OCTOBER 2021

Average Share Price Performance by Sector



October 2021 Share Price Performance

	TICKER	SHARE PRICE PERFORMANCE	SHARE PRICE 31/10/2021 (CAD)
Crystal Peak Minerals Inc.	TSXV:CPM.H	200%	\$0.02
Sulliden Mining Capital Inc.	TSX:SMC	170%	\$0.27
Xander Resources Inc.	TSXV:XND	95%	\$0.19
South Star Battery Metals Corp.	TSXV:STS	83%	\$0.22
Argentina Lithium & Energy Corp.	TSXV:LIT	82%	\$0.50
Murchison Minerals Ltd.	TSXV:MUR	81%	\$0.15
North Peak Resources Ltd.	TSXV:NPR	80%	\$0.71
Ivrnet Inc.	TSXV:IVI	67%	\$0.05
Monarca Minerals Inc.	TSXV:MMN	63%	\$0.16
Network Media Group Inc.	TSXV:NTE	60%	\$0.24

COMM & MEDIA

TOP COMPANIES	TICKER	SHARE PRICE PERFORMANCE	SHARE PRICE 31/10/2021 (CAD)
Network Media Group Inc.	TSXV:NTE	60%	\$0.24
BCE Inc.	TSX:BCE.PR.N	6%	\$19.11
Appreciated Media Holdings Inc.	TSXV:AMH	0%	\$0.05

Most Active in October 2021

	TICKER	VOLUME TRADED (millions of shares)
Trackx Holdings Inc.	TSXV:TKX	44
Pegasus Resources Inc.	TSXV:PEGA	26
Argentina Lithium & Energy Corp.	TSXV:LIT	24
Nexus Gold Corp.	TSXV:NXS	21
Advance Gold Corp.	TSXV:AAX	19
Roadman Investments Corp.	TSXV:LITT	18
Northern Uranium Corp.	TSXV:UNO.H	18
Current Water Technologies Inc.	TSXV:WATR	16
Copper Lake Resources Ltd.	TSXV:CPL	16
Gungnir Resources Inc.	TSXV:GUG	16

Top TSX and TSXV Indices in October 2021

	Performance
S&P/TSX Venture Materials Index	17%
S&P/TSX Energy Index	13%
S&P/TSX Venture Composite Index	11%
S&P/TSX Venture Information Technology Index	9%
S&P/TSX Industrials Index	9%
S&P/TSX Materials Index	6%
S&P/TSX 60 Index	5%
S&P/TSX Composite Index	5%
S&P/TSX Financials Index	5%
S&P/TSX Venture Energy Index	4%

For more information contact:

RICHARD GOODMAN

Head of Capital Development

E richard.goodman@tmx.com

tsx.com/mig

As at October 11, 2021, unless otherwise noted. Companies were subject to a minimum trading value to qualify for analysis. ©2021 TSX Inc. All rights reserved. The information in this document is provided for informational purposes only. This document, and certain of the information contained in this document, is TSX Inc.'s proprietary information. Do not disclose, copy, distribute, sell or modify this document or any of its contents without TSX Inc.'s prior written consent. Neither TMX Group Limited nor any of its affiliates represents, warrants or guarantees the completeness or accuracy of the information contained in this document and they are not responsible for any errors or omissions in or your use of, or reliance on, the information. The information in this document is provided with the express condition, to which by making use thereof you expressly consent, that no liability shall be incurred by TMX Group Limited and/or any of its affiliates as a result of any errors or omissions herein or any use or reliance upon the information. TMX Group Limited and its affiliates are not responsible for any errors or omissions in, or your use of, information accessed through links to any third party sites, and the views, comments, opinions and advice of any third party, in this document or on any third party site, reflect those of the individual authors only and are not necessarily endorsed by TMX Group Limited and its affiliates. TMX Group Limited and its affiliates have not prepared, reviewed or updated the content of any third party sites, and assume no responsibility for such information. The information provided is not an invitation to purchase securities listed on Toronto Stock Exchange or TSX Venture Exchange. TMX Group Limited and its affiliates do not endorse or recommend any of the referenced securities or issuers, and this document does not, nor should it be construed as, providing any trading, legal, accounting, tax, investment, business, financial or other advice, and you should not rely on it for such purposes. Professional advisors should be consulted. Listing on Toronto Stock Exchange or TSX Venture Exchange does not guarantee the future performance of a security or an issuer. The S&P/TSX 60 Index and the S&P/TSX Composite Index (the "S&P/TSX Indices") are products of S&P Dow Jones Indices LLC or its affiliates ("SPDJI") and TSX Inc. ("TSX"). Standard & Poor's® and S&P® are registered trademarks of Standard & Poor's Financial Services LLC ("S&P"); Dow Jones® is a registered trademark of Dow Jones Trademark Holdings LLC ("Dow Jones"); and TSX® is a registered trademark of TSX, SPDJI, Dow Jones, S&P, their respective affiliates and TSX do not sponsor, endorse, sell or promote any products based on the S&P/TSX Indices and none of such parties make any representation regarding the advisability of investing in such product(s) nor do they have any liability for any errors, omissions or interruptions of the S&P/TSX Indices or any data related thereto. TMX, the TMX design, Toronto Stock Exchange, TSX, TSXV, TSX Venture Exchange, The Future is Yours to See, and Voir le futur. Réaliser l'avenir, are the trademarks of TSX Inc. All other trademarks used herein are the property of their respective owners.