

NOVEMBER 2021

# Investor Insights

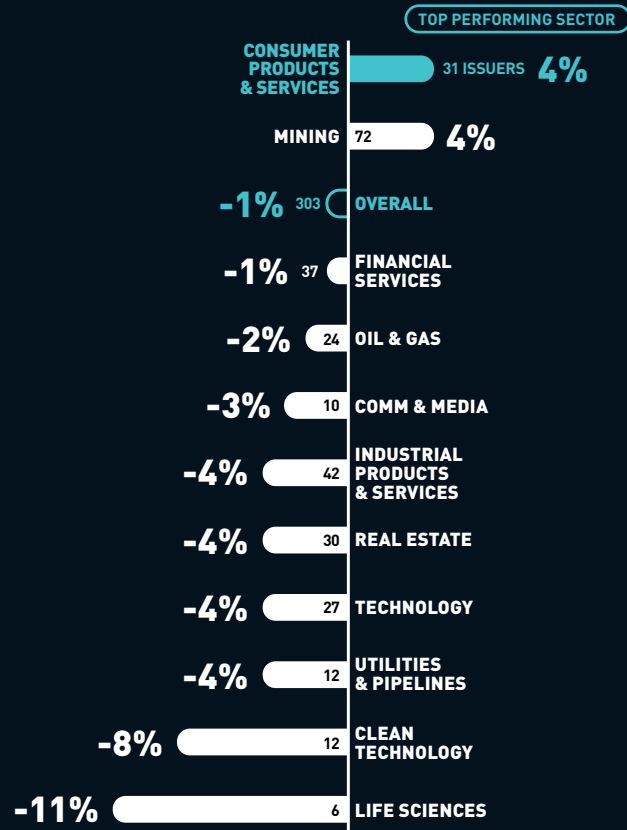
Brought to you by **Toronto Stock Exchange**  
and **TSX Venture Exchange**.

# Large Cap

MARKET CAP >\$1 BILLION

NOVEMBER 2021

## Average Share Price Performance by Sector



## November 2021 Share Price Performance

	TICKER	SHARE PRICE PERFORMANCE	SHARE PRICE 30/11/2021 (CAD)
Bitfarms Ltd.	TSXV:BITF	55%	\$9.70
Lithium Americas Corp.	TSX:LAC	40%	\$50.40
Uni-Select Inc.	TSX:UNS	37%	\$24.33
American Lithium Corp.	TSXV:LI	36%	\$5.42
Triple Flag Precious Metals Corp.	TSX:TFPM	33%	\$14.67
Reconnaissance Energy Africa Ltd.	TSXV:RECO	31%	\$6.15
Triple Flag Precious Metals Corp.	TSX:TFPM.U	30%	\$11.53
Orla Mining Ltd.	TSX:OLA	26%	\$5.47
AirBoss of America Corp.	TSX:BOS	25%	\$40.22
Canada Goose Holdings Inc.	TSX:GOOS	24%	\$56.97

## Consumer Products & Services

TOP COMPANIES	TICKER	SHARE PRICE PERFORMANCE	SHARE PRICE 30/11/2021 (CAD)
Uni-Select Inc.	TSX:UNS	37%	\$24.33
Canada Goose Holdings Inc.	TSX:GOOS	24%	\$56.97
Canadian Tire Corporation Ltd.	TSX:CTC	22%	\$334.99
Pet Valu Holdings Ltd.	TSX:PET	15%	\$33.56
Gildan Activewear Inc.	TSX:GIL	14%	\$51.75
Neighbourly Pharmacy Inc.	TSX:NBLV	12%	\$34.07
Park Lawn Corp.	TSX:PLC	10%	\$40.60
Spin Master Corp.	TSX:TOY	8%	\$46.28
Primo Water Corp.	TSX:PRMW	8%	\$21.23
Sleep Country Canada Holdings Inc.	TSX:ZZZ	6%	\$36.93

## Most Active in November 2021


	TICKER	VOLUME TRADED (millions of shares)
Enbridge Inc.	TSX:ENB	309
Suncor Energy Inc.	TSX:SU	251
Manulife Financial Corp.	TSX:MFC	235
Cenovus Energy Inc.	TSX:CVE	171
B2Gold Corp.	TSX:BTO	169
Bombardier Inc.	TSX:BBD.B	149
Yamana Gold Inc.	TSX:YRI	148
Baytex Energy Corp.	TSX:BTE	130
Crescent Point Energy Corp.	TSX:CPG	107
Canadian Natural Resources Ltd.	TSX:CNQ	102

# Mid Cap

MARKET CAP \$100 MILLION TO \$1 BILLION

NOVEMBER 2021

## Average Share Price Performance by Sector



## November 2021 Share Price Performance

	TICKER	SHARE PRICE PERFORMANCE	SHARE PRICE 30/11/2021 (CAD)
Sol Cuisine Ltd.	TSXV:VEG	198%	\$1.91
Apollo Healthcare Corp.	TSX:AHC	134%	\$4.40
Real Brokerage Inc. (The)	TSXV:REAX	98%	\$4.78
Frontier Lithium Inc.	TSXV:FL	92%	\$1.98
Amarillo Gold Corp.	TSXV:AGC	69%	\$0.41
Graphene Manufacturing Group Ltd.	TSXV:GMG	68%	\$5.54
Arch Biopartners Inc.	TSXV:ARCH	66%	\$4.69
WeCommerce Holdings Ltd.	TSXV:WE	59%	\$15.28
Eguana Technologies Inc.	TSXV:EGT	50%	\$0.39
NioCorp Developments Ltd.	TSX:NB	46%	\$1.40

## Consumer Products & Services

TOP COMPANIES	TICKER	SHARE PRICE PERFORMANCE	SHARE PRICE 30/11/2021 (CAD)
Sol Cuisine Ltd.	TSXV:VEG	198%	\$1.91
High Tide Inc.	TSXV:HITI	19%	\$7.96
Nova Cannabis Inc.	TSX:NOVC	18%	\$3.59
BMTC Group Inc.	TSX:GBT	14%	\$15.17
Vintage Wine Estates, Inc.	TSX:VWE.U	10%	\$11.24
Simply Better Brands Corp.	TSXV:SBBC	6%	\$5.30
High Liner Foods Incorporated	TSX:HLF	6%	\$13.91
Molson Coors Canada Inc.	TSX:TPX.B	6%	\$57.81
Auxly Cannabis Group Inc.	TSX:XLY	5%	\$0.22
GURU Organic Energy Corp.	TSX:GURU	5%	\$16.75

## Most Active in November 2021


	TICKER	VOLUME TRADED (millions of shares)
Athabasca Oil Corp.	TSX:ATH	124
HEXO Corp.	TSX:HEXO	92
HIVE Blockchain Technologies Ltd.	TSXV:HIVE	87
Cielo Waste Solutions Corp.	TSXV:CMC	80
Fission Uranium Corp.	TSX:FCU	57
Organigram Holdings Inc.	TSX:OGI	56
Arena Minerals Inc.	TSXV:AN	54
DMG Blockchain Solutions Inc.	TSXV:DMGI	53
First Cobalt Corp.	TSXV:FCC	43
Gear Energy Ltd.	TSX:GXE	39

# Small Cap

MARKET CAP \$25 MILLION TO \$100 MILLION

NOVEMBER 2021

## Average Share Price Performance by Sector



## November 2021 Share Price Performance

	TICKER	SHARE PRICE PERFORMANCE	SHARE PRICE 30/11/2021 (CAD)
North Peak Resources Ltd.	TSXV:NPR	106%	\$1.46
Sportscene Group Inc.	TSXV:SPS.A	84%	\$7.13
Infinite Ore Corp.	TSXV:ILI	82%	\$0.20
Constantine Metal Resources Ltd.	TSXV:CEM	64%	\$0.54
Northern Graphite Corp.	TSXV:NGC	58%	\$0.82
Orogen Royalties Inc.	TSXV:OGN	57%	\$0.54
West High Yield (W.H.Y.) Resources Ltd.	TSXV:WHY	52%	\$0.94
Verde Agritech Plc	TSX:NPK	52%	\$1.94
Zacatecas Silver Corp.	TSXV:ZAC	50%	\$1.08
Cassiar Gold Corp.	TSXV:GLDC	48%	\$0.89

## Utilities & Pipelines

TOP COMPANIES	TICKER	SHARE PRICE PERFORMANCE	SHARE PRICE 30/11/2021 (CAD)
CF Energy Corp.	TSXV:CFY	28%	\$0.55
Just Energy Group Inc.	TSXV:JE	8%	\$1.41
CU Inc.	TSX:CIU.PR.C	6%	\$17.80
Macro Enterprises Inc.	TSXV:MCR	3%	\$2.76
Capital Power Corp.	TSX:CPX.PR.A	1%	\$16.55
Emera Incorporated	TSX:EMA.PR.A	1%	\$18.95
Fortis Inc.	TSX:FTS.PR.I	1%	\$16.66
TransAlta Corp.	TSX:TA.PR.E	-2%	\$15.15
TC Energy Corp.	TSX:TRP.PR.I	-2%	\$15.15
Enbridge Inc.	TSX:ENB.PR.C	-4%	\$18.75

## Most Active in November 2021

	TICKER	VOLUME TRADED (millions of shares)
Vision Lithium inc.	TSXV:VLI	72
Cryptostar Corp.	TSXV:CSTR	42
Infinite Ore Corp.	TSXV:ILI	31
Azincourt Energy Corp.	TSXV:AAZ	30
Aleafia Health Inc.	TSX:AH	30
South Star Battery Metals Corp.	TSXV:STS	26
Forum Energy Metals Corp.	TSXV:FMC	26
Fission 3.0 Corp.	TSXV:FUU	25
Anfield Energy Inc.	TSXV:AEC	23
Datametrex AI Limited	TSXV:DM	20



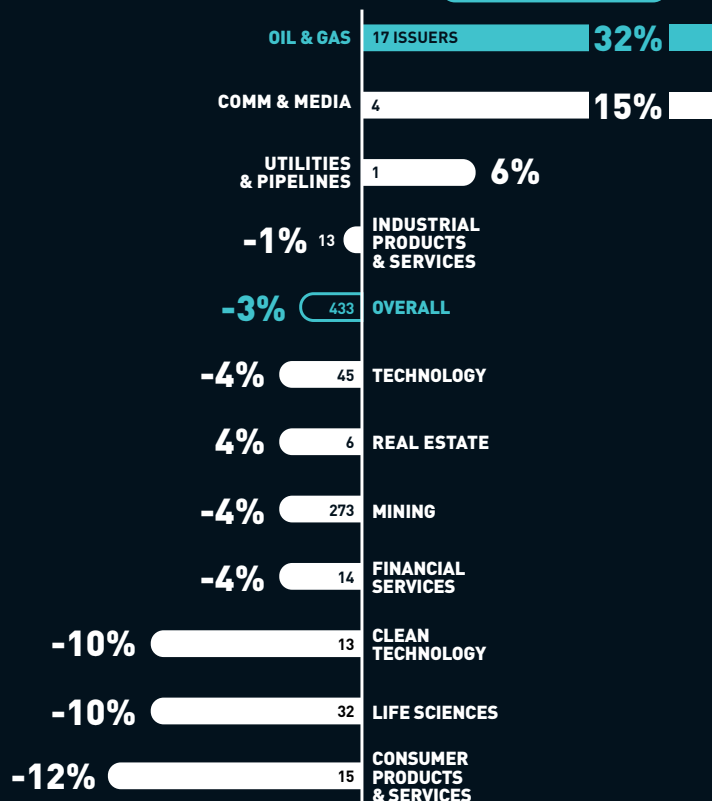
# Micro Cap

MARKET CAP <\$25 MILLION

NOVEMBER 2021

## Average Share Price Performance by Sector

TOP PERFORMING SECTOR



## November 2021 Share Price Performance

	TICKER	SHARE PRICE PERFORMANCE	SHARE PRICE 30/11/2021 (CAD)
Pennine Petroleum Corp.	TSXV:PNN	600%	\$0.04
ATEX Resources Inc.	TSXV:ATX	236%	\$0.37
Newmac Resources Inc.	TSXV:NER	150%	\$0.10
International Iconic Gold Exploration Corp.	TSXV:ICON	150%	\$0.13
Geekco Technologies Corp.	TSXV:GKO	131%	\$0.30
Camrova Resources Inc.	TSXV:CAV	100.00%	\$0.01
Inventronics Ltd.	TSXV:IVX	88%	\$2.35
Karnalyte Resources Inc.	TSX:KRN	85%	\$0.24
FluroTech Ltd.	TSXV:TEST	77%	\$0.15
Aston Bay Holdings Ltd.	TSXV:BAY	63%	\$0.07

## Oil & Gas

TOP COMPANIES	TICKER	SHARE PRICE PERFORMANCE	SHARE PRICE 30/11/2021 (CAD)
Pennine Petroleum Corp.	TSXV:PNN	600%	\$0.04
Tower Resources Ltd.	TSXV:TWR	46%	\$0.10
InPlay Oil Corp.	TSX:IPO.R	8%	\$1.93
Samoth Oilfield Inc.	TSXV:SCD	8%	\$0.07
First Helium Inc.	TSXV:HELI	4%	\$0.24
Condor Petroleum Inc.	TSX:CPI	4%	\$0.48
Alpine Summit Energy Partners, Inc.	TSXV:ALPS.U	4%	\$3.25
Sintana Energy Inc.	TSXV:SEI	4%	\$0.15
Pinedale Energy Limited	TSXV:MCF	0%	\$0.19
Horizon Petroleum Ltd.	TSXV:HPL	0%	\$0.01

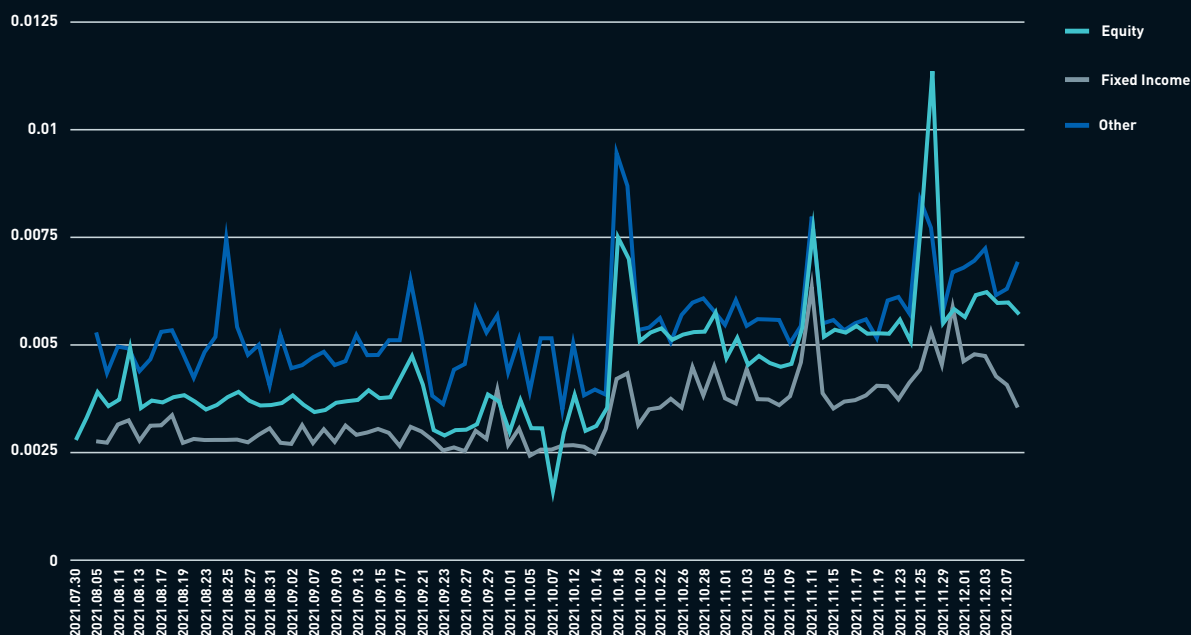
## Most Active in November 2021

	TICKER	VOLUME TRADED (millions of shares)
Harte Gold Corp.	TSX:HRT	101
Pennine Petroleum Corp.	TSXV:PNN	32
Roadman Investments Corp.	TSXV:LITT	21
Nulegacy Gold Corp.	TSXV:NUG	19
Trackx Holdings Inc.	TSXV:TKX	19
Sugarbud Craft Growers Corp.	TSXV:SUGR	18
Appili Therapeutics Inc.	TSX:APLI	16
Quantum eMotion Corp.	TSXV:QNC	16
Edison Lithium Corp.	TSXV:EDDY	15
Sun Residential Real Estate Invest.	TSXV:SRES	14

## Top TSX and TSXV Indices in November 2021

	Performance
S&P/TSX Venture Real Estate Index	10%
S&P/TSX Venture Materials Index	1%
S&P/TSX Materials Index	1%
S&P/TSX Venture Health Care Index	1%
S&P/TSX Venture Financials Index	1%
S&P/TSX Communication Services Index	1%
S&P/TSX Consumer Discretionary Index	0%
S&P/TSX Consumer Staples Index	0%
S&P/TSX Venture Composite Index	-1%
S&P/TSX 60 Index	-1%

## MEDIAN CLOSING BID/OFFER SPREADS BY ETF ASSET CLASS



## For more information contact:

**RICHARD GOODMAN**

Head of Capital Development

E richard.goodman@tmx.com

[tsx.com/mig](https://tsx.com/mig)

As at October 11, 2021, unless otherwise noted. Companies were subject to a minimum trading value to qualify for analysis. ©2021 TSX Inc. All rights reserved. The information in this document is provided for informational purposes only. This document, and certain of the information contained in this document, is TSX Inc.'s proprietary information. Do not disclose, copy, distribute, sell or modify this document or any of its contents without TSX Inc.'s prior written consent. Neither TMX Group Limited nor any of its affiliates represents, warrants or guarantees the completeness or accuracy of the information contained in this document and they are not responsible for any errors or omissions in or your use of, or reliance on, the information. The information in this document is provided with the express condition, to which by making use thereof you expressly consent, that no liability shall be incurred by TMX Group Limited and/or any of its affiliates as a result of any errors or omissions herein or any use or reliance upon the information. TMX Group Limited and its affiliates are not responsible for any errors or omissions in, or your use of, information accessed through links to any third party sites, and the views, comments, opinions and advice of any third party, in this document or on any third party site, reflect those of the individual authors only and are not necessarily endorsed by TMX Group Limited and its affiliates. TMX Group Limited and its affiliates have not prepared, reviewed or updated the content of any third party sites, and assume no responsibility for such information. The information provided is not an invitation to purchase securities listed on Toronto Stock Exchange or TSX Venture Exchange. TMX Group Limited and its affiliates do not endorse or recommend any of the referenced securities or issuers, and this document does not, nor should it be construed as, providing any trading, legal, accounting, tax, investment, business, financial or other advice, and you should not rely on it for such purposes. Professional advisors should be consulted. Listing on Toronto Stock Exchange or TSX Venture Exchange does not guarantee the future performance of a security or an issuer. The S&P/TSX 60 Index and the S&P/TSX Composite Index (the "S&P/TSX Indices") are products of S&P Dow Jones Indices LLC or its affiliates ("SPDJI") and TSX Inc. ("TSX"). Standard & Poor's® and S&P® are registered trademarks of Standard & Poor's Financial Services LLC ("S&P"); Dow Jones® is a registered trademark of Dow Jones Trademark Holdings LLC ("Dow Jones"); and TSX® is a registered trademark of TSX, SPDJI, Dow Jones, S&P, their respective affiliates and TSX do not sponsor, endorse, sell or promote any products based on the S&P/TSX Indices and none of such parties make any representation regarding the advisability of investing in such product(s) nor do they have any liability for any errors, omissions or interruptions of the S&P/TSX Indices or any data related thereto. TMX, the TMX design, Toronto Stock Exchange, TSX, TSXV, TSX Venture Exchange, The Future is Yours to See, and Voir le futur. Réaliser l'avenir, are the trademarks of TSX Inc. All other trademarks used herein are the property of their respective owners.