
FEBRUARY 2022

Investor Insights

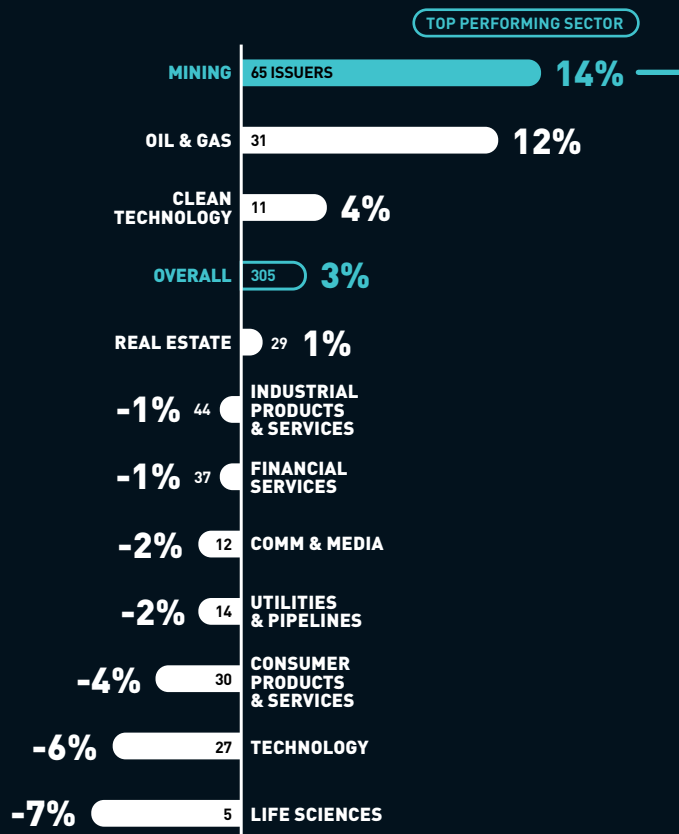
Brought to you by **Toronto Stock Exchange**
and **TSX Venture Exchange**.

Large Cap

MARKET CAP >\$1 BILLION

FEBRUARY 2022

Average Share Price Performance by Sector



February 2022 Share Price Performance

	TICKER	SHARE PRICE PERFORMANCE	SHARE PRICE 28/02/2022 (CAD)
Athabasca Oil Corp.	TSX:ATH	64%	\$1.97
Africa Oil Corp.	TSX:A0I	39%	\$2.90
Energy Fuels Inc.	TSX:EFR	33%	\$10.43
Wesdome Gold Mines Ltd.	TSX:WDO	31%	\$14.27
Torex Gold Resources Inc.	TSX:TXG	29%	\$16.08
NexGen Energy Ltd.	TSX:NXE	29%	\$6.73
Cameco Corporation	TSX:CCO	26%	\$31.17
Maxar Technologies Inc.	TSX:MAXR	25%	\$41.34
Eldorado Gold Corp.	TSX:ELD	25%	\$13.92
MAG Silver Corp.	TSX:MAG	25%	\$21.52

Mining

TOP COMPANIES	TICKER	SHARE PRICE PERFORMANCE	SHARE PRICE 28/02/2022 (CAD)
Energy Fuels Inc.	TSX:EFR	33%	\$10.43
Wesdome Gold Mines Ltd.	TSX:WDO	31%	\$14.27
Torex Gold Resources Inc.	TSX:TXG	29%	\$16.08
NexGen Energy Ltd.	TSX:NXE	29%	\$6.73
Cameco Corp.	TSX:CCO	26%	\$31.17
Eldorado Gold Corp.	TSX:ELD	25%	\$13.92
MAG Silver Corp.	TSX:MAG	25%	\$21.52
Denison Mines Corp.	TSX:DML	23%	\$1.90
Equinox Gold Corp.	TSX:EQX	23%	\$8.99
Nutrien Ltd.	TSX:NTR	23%	\$109.01

Most Active in February 2022

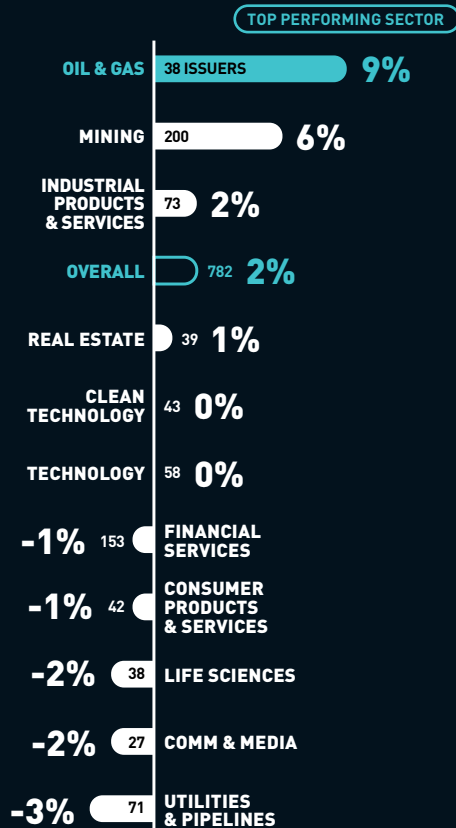
	TICKER	VOLUME TRADED (millions of shares)
Manulife Financial Corp.	TSX:MFC	265.0
Enbridge Inc.	TSX:ENB	263.0
Suncor Energy Inc.	TSX:SU	247.2
Cenovus Energy Inc.	TSX:CVE	169.0
Bombardier Inc.	TSX:BBD.B	150.0
Baytex Energy Corp.	TSX:BTE	140.3
Athabasca Oil Corp.	TSX:ATH	134.5
Kinross Gold Corp.	TSX:K	123.6
HIVE Blockchain Technologies Ltd.	TSXV:HIVE	121.0
Crescent Point Energy Corp.	TSX:CPG	106.2

Mid Cap

MARKET CAP \$100 MILLION TO \$1 BILLION

FEBRUARY 2022

Average Share Price Performance by Sector



February 2022 Share Price Performance

	TICKER	SHARE PRICE PERFORMANCE	SHARE PRICE 28/02/2022 (CAD)
Verde Agritech Plc	TSX:NPK	72%	\$7.60
Orca Gold Inc.	TSXV:ORG	71%	\$0.77
Eastwood Bio-Medical Canada Inc.	TSXV:EBM	67%	\$1.80
Altius Renewable Royalties Corp.	TSX:ARR	60%	\$14.42
Titanium Corporation Inc.	TSXV:TIC	59%	\$1.30
NGEx Minerals Ltd.	TSXV:NGEX	58%	\$2.76
Gran Tierra Energy Inc.	TSX:GTE	52%	\$1.75
Patriot One Technologies Inc.	TSX:PAT	51%	\$0.74
Defiance Silver Corp.	TSXV:DEF	51%	\$0.61
Itafos Inc.	TSXV:IFOS	47%	\$1.76

Oil & Gas

TOP COMPANIES	TICKER	SHARE PRICE PERFORMANCE	SHARE PRICE 28/02/2022 (CAD)
Gran Tierra Energy Inc.	TSX:GTE	52%	\$1.75
Shamaran Petroleum Corp.	TSXV:SNM	46%	\$0.10
i3 Energy plc	TSX:ITE	43%	\$0.37
TransGlobe Energy Corp.	TSX:TGL	31%	\$4.94
Eco (Atlantic) Oil & Gas Ltd.	TSXV:EOG	28%	\$0.61
Orca Energy Group Inc.	TSXV:ORC.A	27%	\$70.01
Bonterra Energy Corp.	TSX:BNE	26%	\$9.78
Hemisphere Energy Corp.	TSXV:HME	25%	\$1.32
Cardinal Energy Ltd.	TSX:CJ	23%	\$6.48
Surge Energy Inc.	TSX:SGY	22%	\$7.69

Most Active in February 2022

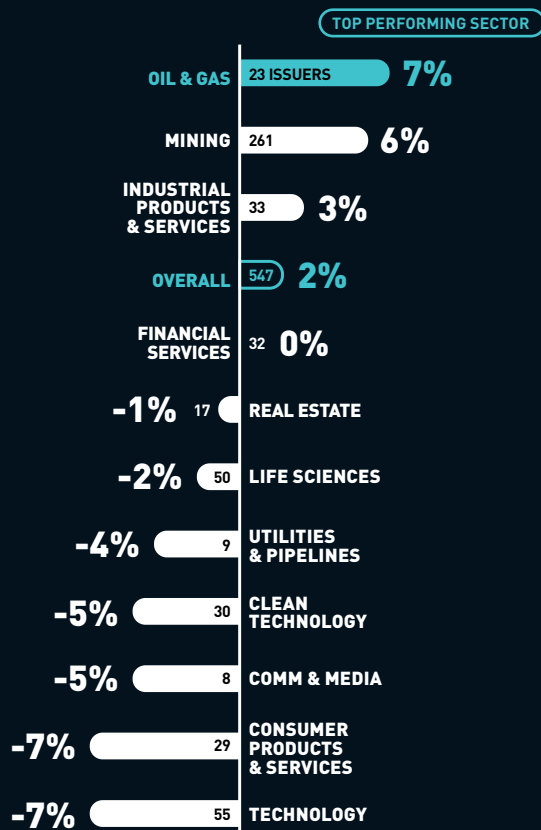
	TICKER	VOLUME TRADED (millions of shares)
Cielo Waste Solutions Corp.	TSXV:CMC	81.4
HEXO Corp.	TSX:HEXO	68.1
Gear Energy Ltd.	TSX:GXE	59.4
Bitfarms Ltd.	TSXV:BITF	59.1
Calibre Mining Corp.	TSX:CXB	52.5
PetroTal Corp.	TSXV:TAL	47.3
Auxly Cannabis Group Inc.	TSX:XLY	44.3
Gran Tierra Energy Inc.	TSX:GTE	43.3
Fission Uranium Corp.	TSX:FCU	41.3
Falcon Oil & Gas Ltd.	TSXV:FO	38.8

Small Cap

MARKET CAP \$25 MILLION TO \$100 MILLION

FEBRUARY 2022

Average Share Price Performance by Sector



February 2022 Share Price Performance

	TICKER	SHARE PRICE PERFORMANCE	SHARE PRICE 28/02/2022 (CAD)
Bell Copper Corp.	TSXV:BCU	178%	\$0.50
Athabasca Minerals Inc.	TSXV:AMI	94%	\$0.65
North Peak Resources Ltd.	TSXV:NPR	71%	\$3.60
Cathedral Energy Services Ltd.	TSX:CET	68%	\$0.80
Razor Energy Corp.	TSXV:RZE	60%	\$1.41
Western Resources Corp.	TSX:WRX	56%	\$0.25
Copper Lake Resources Ltd.	TSXV:CPL	50%	\$0.18
Zacapa Resources Ltd.	TSXV:ZACA	50%	\$0.75
NeuPath Health Inc.	TSXV:NPTH	50%	\$0.60
Pieridae Energy Ltd.	TSX:PEA	48%	\$0.60

Oil & Gas

TOP COMPANIES	TICKER	SHARE PRICE PERFORMANCE	SHARE PRICE 28/02/2022 (CAD)
Razor Energy Corp.	TSXV:RZE	60%	\$1.41
Pieridae Energy Ltd.	TSX:PEA	48%	\$0.60
Tethys Petroleum Ltd.	TSXV:TPL	45%	\$0.90
Huntington Exploration Inc.	TSXV:HEI	41%	\$0.31
Arrow Exploration Corp.	TSXV:AXL	35%	\$0.23
First Helium Inc.	TSXV:HELI	23%	\$0.41
TAG Oil Ltd.	TSXV:TAO	18%	\$0.39
Valeura Energy Inc.	TSX:VLE	14%	\$0.50
Perpetual Energy Inc.	TSX:PMT	7%	\$0.75
Sintana Energy Inc.	TSXV:SEI	6%	\$0.19

Most Active in February 2022

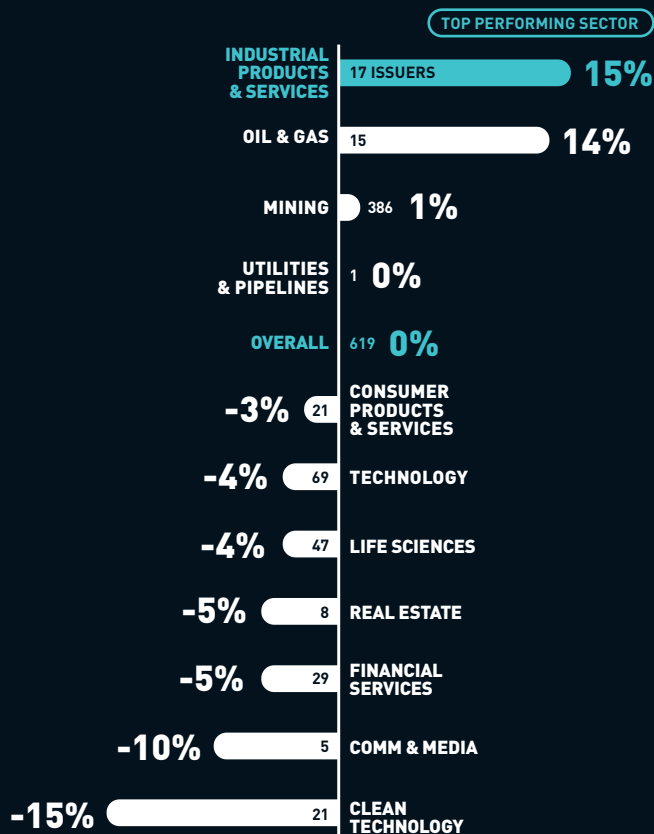
	TICKER	VOLUME TRADED (millions of shares)
Therma Bright Inc.	TSXV:THRM	54.6
C3 Metals Inc.	TSXV:CCCM	45.9
Azincourt Energy Corp.	TSXV:AAZ	37.8
Fission 3.0 Corp.	TSXV:FUU	34.3
Quantum eMotion Corp.	TSXV:QNC	31.4
Sintana Energy Inc.	TSXV:SEI	29.4
Anfield Energy Inc.	TSXV:AEC	24.2
Purepoint Uranium Group Inc.	TSXV:PTU	23.5
MediPharm Labs Corp.	TSX:LABS	22.2
Focus Graphite Inc.	TSXV:FMS	22.1

Micro Cap

MARKET CAP <\$25 MILLION

FEBRUARY 2022

Average Share Price Performance by Sector



February 2022 Share Price Performance

	TICKER	SHARE PRICE PERFORMANCE	SHARE PRICE 28/02/2022 (CAD)
Stone Gold Inc.	TSXV:STG	106%	\$0.18
Select Sands Corp.	TSXV:SNS	100%	\$0.10
Karnalyte Resources Inc.	TSX:KRN	90%	\$0.59
Prospera Energy Inc.	TSXV:PEI	88%	\$0.08
Akita Drilling Ltd.	TSX:AKT.B	87%	\$4.42
Three Valley Copper Corp.	TSXV:TVC	86%	\$0.07
Capitan Mining Inc.	TSXV:CAPT	70%	\$0.37
Gold State Resources Inc.	TSXV:GOST	63%	\$0.07
Churchill Resources Inc.	TSXV:CRI	63%	\$0.26
TinOne Resources Inc.	TSXV:TORC	61%	\$0.44

Oil & Gas

TOP COMPANIES	TICKER	SHARE PRICE PERFORMANCE	SHARE PRICE 28/02/2022 (CAD)
Akita Drilling Ltd.	TSX:AKT.B	87%	\$4.42
Bri-Chem Corp.	TSX:BRY	53%	\$0.36
ClearStream Energy Services Inc.	TSX:CSM	50%	\$0.08
KDA Group Inc.	TSXV:KDA	25%	\$0.13
Western Investment Company of Canada Limited (The)	TSXV:WI	21%	\$0.40
McCoy Global Inc.	TSX:MCB	15%	\$0.85
Cordy Oilfield Services Inc.	TSXV:CKK	11%	\$0.05
Enterprise Group, Inc.	TSX:E	11%	\$0.35
Fab-Form Industries Ltd.	TSXV:FBF	6%	\$1.00
Circa Enterprises Inc.	TSXV:CTO	6%	\$1.43

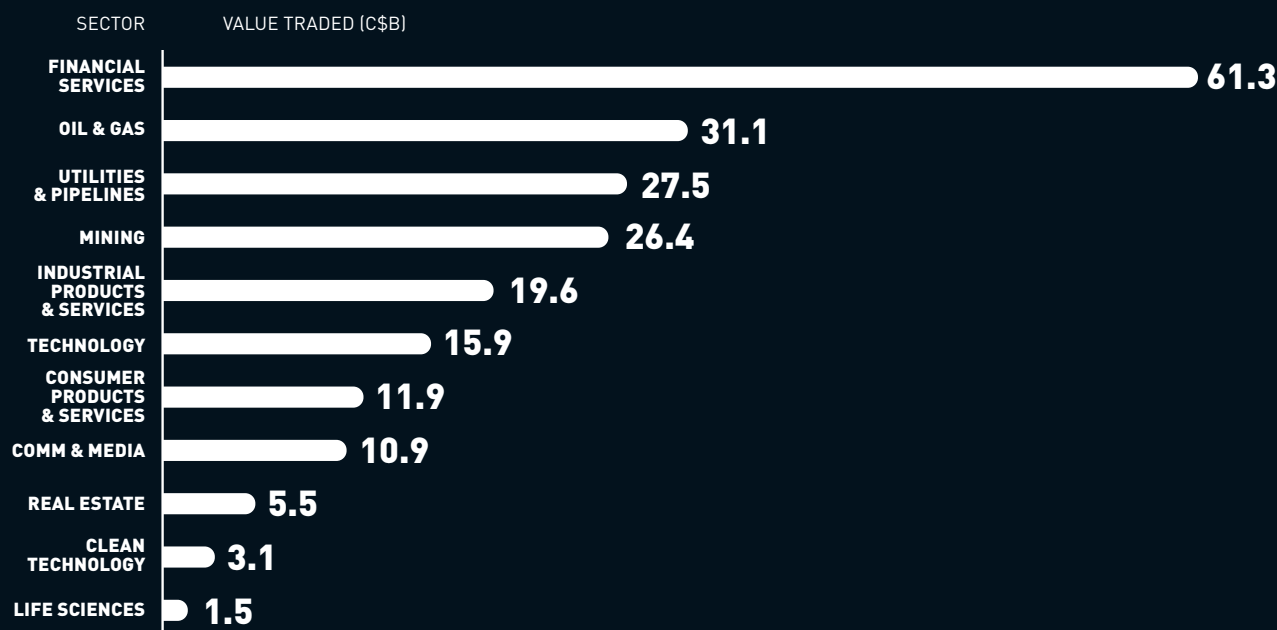
Most Active in February 2022

	TICKER	VOLUME TRADED (millions of shares)
Three Valley Copper Corp.	TSXV:TVC	88.8
Blue River Resources Ltd.	TSXV:BXR	49.9
Lanesborough Real Estate Investment Trust	TSXV:LRT.UN	49.2
Prospera Energy Inc.	TSXV:PEI	39.3
Pulse Oil Corp.	TSXV:PUL	34.7
ROK Resources Inc.	TSXV:ROK	32.1
Fabled Silver Gold Corp.	TSXV:FCO	30.9
Lumiera Health Inc.	TSXV:NHP	24.4
Northern Shield Resources Inc.	TSXV:NRN	20.5
Elixer Ltd.	TSXV:ELXR	20.0

Top TSX and TSXV Indices in February 2022

	Performance
S&P/TSX Materials Index	13%
S&P/TSX Energy Index	8%
S&P/TSX Communication Services Index	2%
S&P/TSX Venture Materials Index	1%
S&P/TSX Venture Consumer Staples Index	0%
S&P/TSX Composite Index	0%
S&P/TSX Utilities Index	0%
S&P/TSX 60 Index	0%
S&P/TSX Venture Energy Index	-1%
S&P/TSX Venture Composite Index	-1%

Value Traded by Sector in February 2022



For more information contact:

RICHARD GOODMAN

Head of Capital Development

E richard.goodman@tmx.com

tsx.com/mig

As at October 11, 2021, unless otherwise noted. Companies were subject to a minimum trading value to qualify for analysis. ©2021 TSX Inc. All rights reserved. The information in this document is provided for informational purposes only. This document, and certain of the information contained in this document, is TSX Inc.'s proprietary information. Do not disclose, copy, distribute, sell or modify this document or any of its contents without TSX Inc.'s prior written consent. Neither TMX Group Limited nor any of its affiliates represents, warrants or guarantees the completeness or accuracy of the information contained in this document and they are not responsible for any errors or omissions in or your use of, or reliance on, the information. The information in this document is provided with the express condition, to which by making use thereof you expressly consent, that no liability shall be incurred by TMX Group Limited and/or any of its affiliates as a result of any errors or omissions herein or any use or reliance upon the information. TMX Group Limited and its affiliates are not responsible for any errors or omissions in, or your use of, information accessed through links to any third party sites, and the views, comments, opinions and advice of any third party, in this document or on any third party site, reflect those of the individual authors only and are not necessarily endorsed by TMX Group Limited and its affiliates. TMX Group Limited and its affiliates have not prepared, reviewed or updated the content of any third party sites, and assume no responsibility for such information. The information provided is not an invitation to purchase securities listed on Toronto Stock Exchange or TSX Venture Exchange. TMX Group Limited and its affiliates do not endorse or recommend any of the referenced securities or issuers, and this document does not, nor should it be construed as, providing any trading, legal, accounting, tax, investment, business, financial or other advice, and you should not rely on it for such purposes. Professional advisors should be consulted. Listing on Toronto Stock Exchange or TSX Venture Exchange does not guarantee the future performance of a security or an issuer. The S&P/TSX 60 Index and the S&P/TSX Composite Index (the "S&P/TSX Indices") are products of S&P Dow Jones Indices LLC or its affiliates ("SPDJI") and TSX Inc. ("TSX"). Standard & Poor's® and S&P® are registered trademarks of Standard & Poor's Financial Services LLC ("S&P"); Dow Jones® is a registered trademark of Dow Jones Trademark Holdings LLC ("Dow Jones"); and TSX® is a registered trademark of TSX, SPDJI, Dow Jones, S&P, their respective affiliates and TSX do not sponsor, endorse, sell or promote any products based on the S&P/TSX Indices and none of such parties make any representation regarding the advisability of investing in such product(s) nor do they have any liability for any errors, omissions or interruptions of the S&P/TSX Indices or any data related thereto. TMX, the TMX design, Toronto Stock Exchange, TSX, TSXV, TSX Venture Exchange, The Future is Yours to See, and Voir le futur. Réaliser l'avenir, are the trademarks of TSX Inc. All other trademarks used herein are the property of their respective owners.