
APRIL 2022

Investor Insights

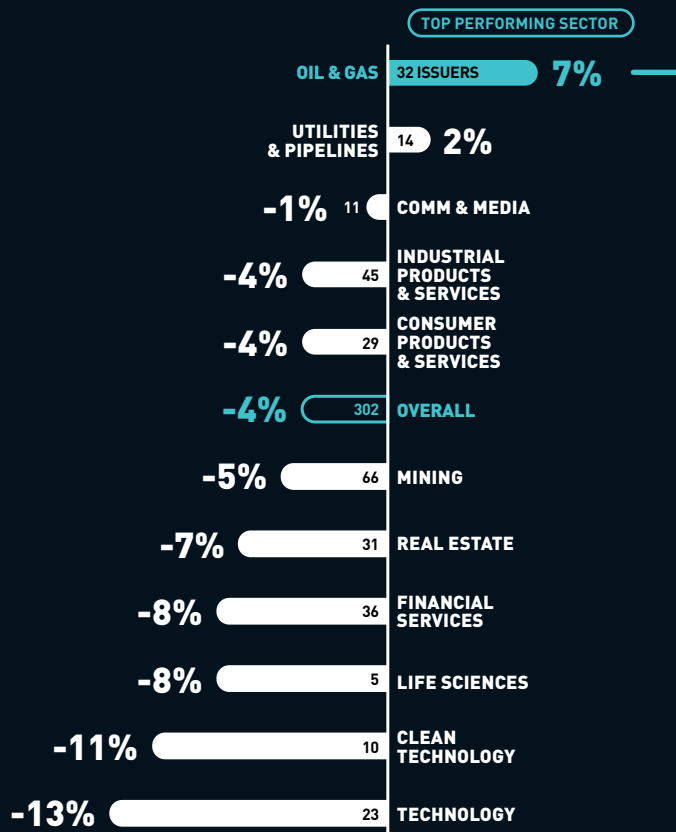
Brought to you by **Toronto Stock Exchange**
and **TSX Venture Exchange**.

Large Cap

MARKET CAP >\$1 BILLION

APRIL 2022

Average Share Price Performance by Sector



April 2022 Share Price Performance

	TICKER	SHARE PRICE PERFORMANCE	SHARE PRICE 30/04/2022 (CAD)
Secure Energy Services Inc.	TSX:SES	23%	\$6.59
Advantage Energy Ltd.	TSX:AAV	23%	\$10.73
Reconnaissance Energy Africa Ltd.	TSXV:RECO	22%	\$6.92
Athabasca Oil Corp.	TSX:ATH	21%	\$2.46
Baytex Energy Corp.	TSX:BTE	21%	\$6.57
Spartan Delta Corp.	TSX:SDE	21%	\$11.82
Trican Well Service Ltd.	TSX:TCW	20%	\$4.48
Sigma Lithium Corp.	TSXV:SGML	20%	\$20.44
BELLUS Health Inc.	TSX:BLU	19%	\$10.32
Alphamin Resources Corp.	TSXV:AFM	19%	\$1.39

Oil & Gas

TOP COMPANIES	TICKER	SHARE PRICE PERFORMANCE	SHARE PRICE 30/04/2022 (CAD)
Advantage Energy Ltd.	TSX:AAV	23%	\$10.73
Reconnaissance Energy Africa Ltd.	TSXV:RECO	22%	\$6.92
Athabasca Oil Corp.	TSX:ATH	21%	\$2.46
Baytex Energy Corp.	TSX:BTE	21%	\$6.57
Spartan Delta Corp.	TSX:SDE	21%	\$11.82
Africa Oil Corp.	TSX:AOI	18%	\$2.64
Tourmaline Oil Corp.	TSX:TOU	15%	\$66.16
Cenovus Energy Inc.	TSX:CVE	14%	\$23.75
Suncor Energy Inc.	TSX:SU	14%	\$46.18
MEG Energy Corp.	TSX:MEG	13%	\$19.30

Most Active in April 2022

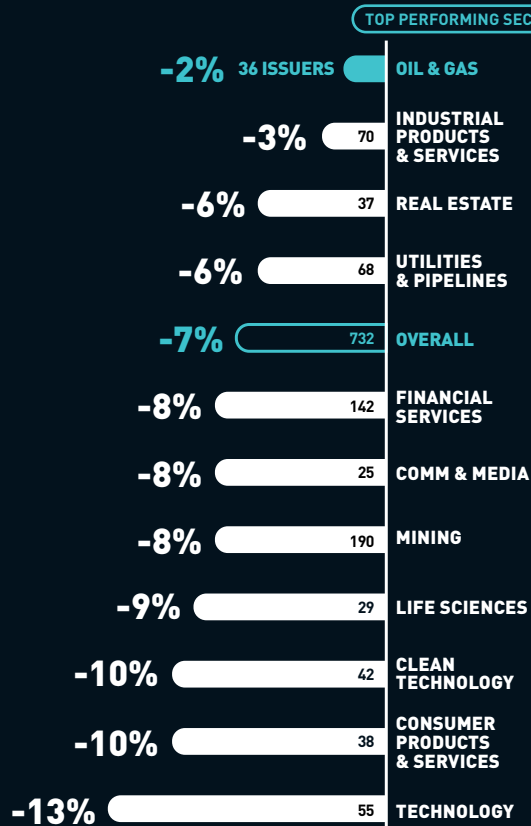
	TICKER	VOLUME TRADED (millions of shares)
Athabasca Oil Corporation	TSX:ATH	169.3
Cenovus Energy Inc.	TSX:CVE	163.5
Suncor Energy Inc.	TSX:SU	153.3
Enbridge Inc.	TSX:ENB	144.4
The Toronto-Dominion Bank	TSX:TD	142.4
Baytex Energy Corp.	TSX:BTE	139.5
Manulife Financial Corporation	TSX:MFC	127.0
TC Energy Corporation	TSX:TRP	114.2
The Bank of Nova Scotia	TSX:BNS	108.1
Crescent Point Energy Corp.	TSX:CPG	103.8

Mid Cap

MARKET CAP \$100 MILLION TO \$1 BILLION

APRIL 2022

Average Share Price Performance by Sector



April 2022 Share Price Performance

	TICKER	SHARE PRICE PERFORMANCE	SHARE PRICE 30/04/2022 (CAD)
Augusta Gold Corp.	TSX:G	69%	\$2.04
CWC Energy Services Corp.	TSXV:CWC	51%	\$0.30
Osisko Metals Incorporated	TSXV:OM	49%	\$0.56
STEP Energy Services Ltd.	TSX:STEP	44%	\$4.02
AEX Gold Inc.	TSXV:AEX	39%	\$0.72
Pine Cliff Energy Ltd.	TSX:PNE	35%	\$1.54
i3 Energy Plc.	TSX:ITE	31%	\$0.46
Voxtur Analytics Corp.	TSXV:VXTR	31%	\$1.34
Verde Agritech Plc.	TSX:NPK	31%	\$10.33
AbraSilver Resource Corp.	TSXV:ABRA	29%	\$0.45

Oil & Gas

TOP COMPANIES	TICKER	SHARE PRICE PERFORMANCE	SHARE PRICE 30/04/2022 (CAD)
Pine Cliff Energy Ltd.	TSX:PNE	35%	\$1.54
i3 Energy Plc.	TSX:ITE	31%	\$0.46
TransGlobe Energy Corp.	TSX:TGL	25%	\$5.68
Rubellite Energy Inc.	TSX:RBY	19%	\$4.53
Surge Energy Inc.	TSX:SGY	11%	\$9.84
Pieridae Energy Ltd.	TSX:PEA	11%	\$0.95
Africa Energy Corp.	TSXV:AFE	10%	\$0.28
Yangarra Resources Ltd.	TSX:YGR	7%	\$3.04
InPlay Oil Corp.	TSX:IPO	6%	\$3.88
Gran Tierra Energy Inc.	TSX:GTE	6%	\$2.07

Most Active in April 2022

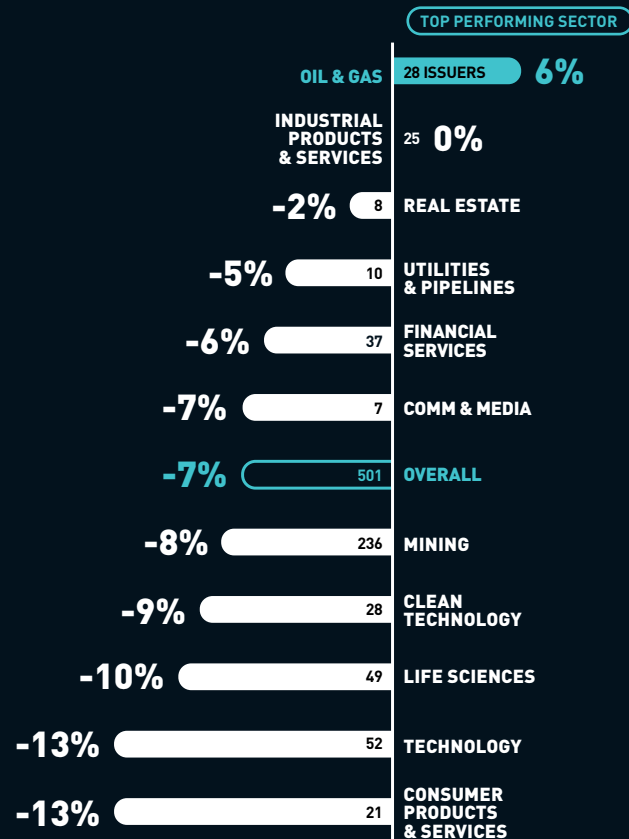
	TICKER	VOLUME TRADED (millions of shares)
Fission Uranium Corp.	TSX:FCU	50.4
HEXO Corp.	TSX:HEXO	44.3
Gear Energy Ltd.	TSX:GXE	43.6
Hut 8 Mining Corp.	TSX:HUT	38.0
Gran Tierra Energy Inc.	TSX:GTE	37.7
Shamaran Petroleum Corp.	TSXV:SNM	37.5
UEX Corporation	TSX:UEX	34.4
PetroTal Corp.	TSXV:TAL	31.3
Aurora Cannabis Inc.	TSX:ACB	31.2
Horizonte Minerals Plc.	TSX:HZM	30.0

Small Cap

MARKET CAP \$25 MILLION TO \$100 MILLION

APRIL 2022

Average Share Price Performance by Sector



April 2022 Share Price Performance

	TICKER	SHARE PRICE PERFORMANCE	SHARE PRICE 30/04/2022 (CAD)
Petro-Victory Energy Corp.	TSXV:VRY	129%	\$5.40
Vital Energy Inc.	TSXV:VUX	88%	\$0.41
Blue Star Gold Corp.	TSXV:BAU	79%	\$0.61
Xanadu Mines Ltd.	TSX:XAM	50%	\$0.03
Southern Energy Corp.	TSXV:SOU	48%	\$0.89
Devonian Health Group Inc.	TSXV:GSD	45%	\$0.61
Westhaven Gold Corp.	TSXV:WHN	43%	\$0.62
Tower Resources Ltd.	TSXV:TWR	41%	\$0.26
Star Royalties Ltd.	TSXV:STRR	40%	\$0.67
Sable Resources Ltd.	TSXV:SAE	39%	\$0.31

Oil & Gas

TOP COMPANIES	TICKER	SHARE PRICE PERFORMANCE	SHARE PRICE 30/04/2022 (CAD)
Petro-Victory Energy Corp.	TSXV:VRY	129%	\$5.40
Vital Energy Inc.	TSXV:VUX	88%	\$0.41
Southern Energy Corp.	TSXV:SOU	48%	\$0.89
Tower Resources Ltd.	TSXV:TWR	41%	\$0.26
Kolibri Global Energy Inc.	TSX:KEI	25%	\$0.25
Avanti Energy Inc.	TSXV:AVN	16%	\$1.53
Arrow Exploration Corp.	TSXV:AXL	11%	\$0.25
Valeura Energy Inc.	TSX:VLE	9%	\$0.50
Tethys Petroleum Ltd.	TSXV:TPL	8%	\$0.86
Perpetual Energy Inc.	TSX:PMT	5%	\$0.80

Most Active in April 2022

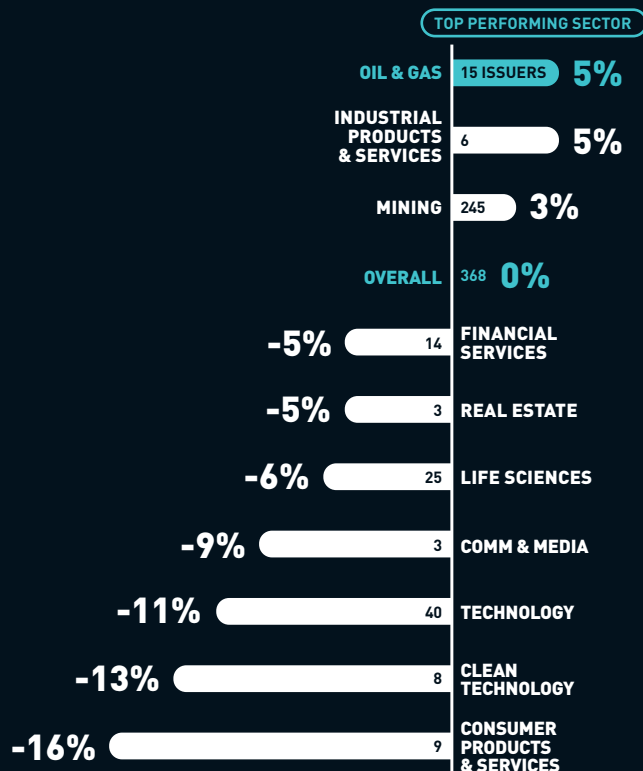
	TICKER	VOLUME TRADED (millions of shares)
Pure Gold Mining Inc.	TSXV:PGM	77.5
NorZinc Ltd.	TSX:NZC	36.6
Azincourt Energy Corp.	TSXV:AAZ	35.3
Kolibri Global Energy Inc.	TSX:KEI	31.5
Avalon Advanced Materials Inc.	TSX:AVL	24.9
Sable Resources Ltd.	TSXV:SAE	17.7
Corsa Coal Corp.	TSXV:CSO	16.4
MediPharm Labs Corp.	TSX:LABS	15.4
Anfield Energy Inc.	TSXV:AEC	15.3
Maritime Resources Corp.	TSXV:MAE	14.4

Micro Cap

MARKET CAP <\$25 MILLION

APRIL 2022

Average Share Price Performance by Sector



April 2022 Share Price Performance

	TICKER	SHARE PRICE PERFORMANCE	SHARE PRICE 30/04/2022 (CAD)
Nevada Sunrise Gold Corp.	TSXV:NEV	144%	\$0.20
Wescan Energy Corp.	TSXV:WCE	136%	\$0.30
Jack Nathan Medical Corp.	TSXV:JNH	78%	\$0.24
Pacific Booker Minerals Inc.	TSXV:BKM	77%	\$0.99
Intouch Insight Ltd.	TSXV:INX	76%	\$0.80
Finlay Minerals Ltd.	TSXV:FYL	63%	\$0.13
Kermode Resources Ltd.	TSXV:KLM	60%	\$0.04
Hemostemix Inc.	TSXV:HEM	58%	\$0.30
NexJ Systems Inc.	TSX:NXJ	52%	\$0.64
Condor Resources Inc.	TSXV:CN	48%	\$0.17

Oil & Gas

TOP COMPANIES	TICKER	SHARE PRICE PERFORMANCE	SHARE PRICE 30/04/2022 (CAD)
Wescan Energy Corp.	TSXV:WCE	136%	\$0.30
Stamper Oil & Gas Corp.	TSXV:MAH	19%	\$0.06
Marksman Energy Inc.	TSXV:EW	9%	\$0.09
East West Petroleum Corp.	TSXV:IHC	6%	\$0.24
Imperial Helium Corp.	TSXV:CEN	2%	\$0.01
Goldeneye Resources Corp.	TSXV:IFR	0%	\$0.02
Cub Energy Inc.	TSXV:MCF	0%	\$0.04
Cenovus Energy Inc.	TSX:CVE.PR.B	-5%	\$15.79
Prospera Energy Inc.	TSXV:PEI	-8%	\$0.06
Pulse Oil Corp.	TSXV:PUL	-9%	\$0.05


Most Active in April 2022

	TICKER	VOLUME TRADED (millions of shares)
Lavras Gold Corp.	TSXV:LGC	33.1
Walker River Resources Corp.	TSXV:WRR	25.4
Inomin Mines Inc.	TSXV:MINE	24.1
AdRabbit Ltd.	TSXV:RABI	21.0
Prospera Energy Inc.	TSXV:PEI	19.9
Nevada Sunrise Gold Corp.	TSXV:NEV	16.8
Nexus Gold Corp.	TSXV:NXS	14.8
Angold Resources Ltd.	TSXV:AAU	14.4
Pegasus Resources Inc.	TSXV:PEGA	13.2
ROK Resources Inc.	TSXV:ROK	13.2

Top TSX and TSXV Indices in April 2022

	Performance
S&P/TSX Energy Index	8%
S&P/TSX Venture Financials Index	4%
S&P/TSX Venture Energy Index	4%
S&P/TSX Consumer Staples Index	0%
S&P/TSX Communication Services Index	-1%
S&P/TSX Utilities Index	-1%
S&P/TSX Consumer Discretionary Index	-3%
S&P/TSX Materials Index	-5%
S&P/TSX 60 Index	-5%
S&P/TSX Composite Index	-5%

Value Traded by Sector in April 2022



For more information contact:

RICHARD GOODMAN

Head of Capital Development

E richard.goodman@tmx.com

tsx.com/mig

As at October 11, 2021, unless otherwise noted. Companies were subject to a minimum trading value to qualify for analysis. ©2021 TSX Inc. All rights reserved. The information in this document is provided for informational purposes only. This document, and certain of the information contained in this document, is TSX Inc.'s proprietary information. Do not disclose, copy, distribute, sell or modify this document or any of its contents without TSX Inc.'s prior written consent. Neither TMX Group Limited nor any of its affiliates represents, warrants or guarantees the completeness or accuracy of the information contained in this document and they are not responsible for any errors or omissions in or your use of, or reliance on, the information. The information in this document is provided with the express condition, to which by making use thereof you expressly consent, that no liability shall be incurred by TMX Group Limited and/or any of its affiliates as a result of any errors or omissions herein or any use or reliance upon the information. TMX Group Limited and its affiliates are not responsible for any errors or omissions in, or your use of, information accessed through links to any third party sites, and the views, comments, opinions and advice of any third party, in this document or on any third party site, reflect those of the individual authors only and are not necessarily endorsed by TMX Group Limited and its affiliates. TMX Group Limited and its affiliates have not prepared, reviewed or updated the content of any third party sites, and assume no responsibility for such information. The information provided is not an invitation to purchase securities listed on Toronto Stock Exchange or TSX Venture Exchange. TMX Group Limited and its affiliates do not endorse or recommend any of the referenced securities or issuers, and this document does not, nor should it be construed as, providing any trading, legal, accounting, tax, investment, business, financial or other advice, and you should not rely on it for such purposes. Professional advisors should be consulted. Listing on Toronto Stock Exchange or TSX Venture Exchange does not guarantee the future performance of a security or an issuer. The S&P/TSX 60 Index and the S&P/TSX Composite Index (the "S&P/TSX Indices") are products of S&P Dow Jones Indices LLC or its affiliates ("SPDJI") and TSX Inc. ("TSX"). Standard & Poor's® and S&P® are registered trademarks of Standard & Poor's Financial Services LLC ("S&P"); Dow Jones® is a registered trademark of Dow Jones Trademark Holdings LLC ("Dow Jones"); and TSX® is a registered trademark of TSX, SPDJI, Dow Jones, S&P, their respective affiliates and TSX do not sponsor, endorse, sell or promote any products based on the S&P/TSX Indices and none of such parties make any representation regarding the advisability of investing in such product(s) nor do they have any liability for any errors, omissions or interruptions of the S&P/TSX Indices or any data related thereto. TMX, the TMX design, Toronto Stock Exchange, TSX, TSXV, TSX Venture Exchange, The Future is Yours to See, and Voir le futur. Réaliser l'avenir, are the trademarks of TSX Inc. All other trademarks used herein are the property of their respective owners.