

Four Takeaways For Investors

The following are some key observations of the TSX and TSX Venture Exchange markets:

1. MARKETS REMAIN NEGATIVE

All 4 market segments were negative in June, with Large Cap and Mid Cap down by 10%, Small Cap down by 12%, and Micro Cap down by 7%.

2. ALL SECTORS NEGATIVE IN JUNE

With the exception of Oil & Gas in the Micro Cap segment (+25%), all sectors, in all 4 market segments, were negative in June

3. REAL ESTATE AND INDUSTRIALS TOP PERFORMING INDICES

Both S&P/TSX Venture Real Estate Index and S&P/TSX Industrials Index were the top performing indices in June at -1%.

4. VALUE TRADED CONTINUES UPWARD TREND

Dollar value traded in June is up compared to last month (1%) and the same time last year (16%).

[CLICK HERE](#)  FOR MORE INFORMATION

 [SUBSCRIBE TO OUR MARKET INTELLIGENCE REPORTS](#)

JUNE 2022

Investor Insights

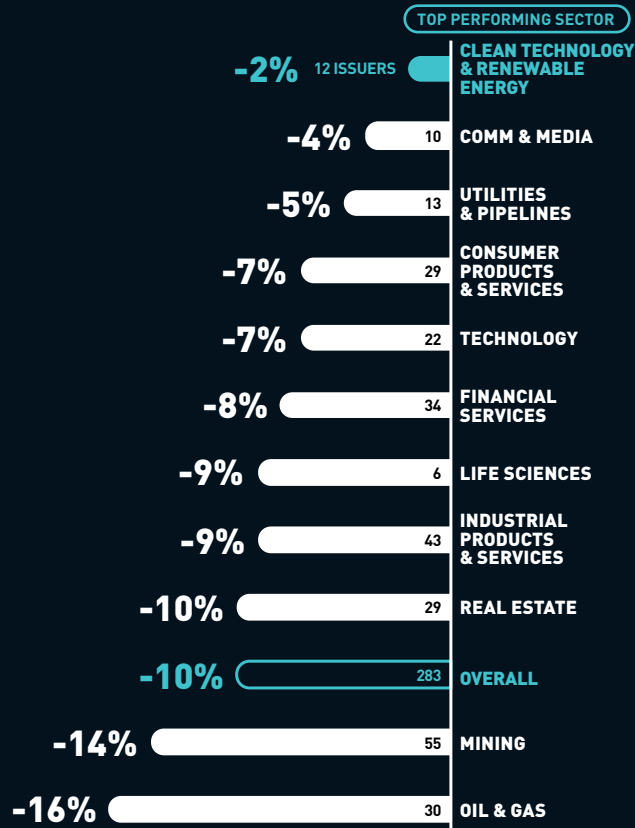
Brought to you by **Toronto Stock Exchange** and **TSX Venture Exchange**.

Large Cap

MARKET CAP >\$1 BILLION

JUNE 2022

Average Share Price Performance by Sector



June 2022 Share Price Performance

	TICKER	SHARE PRICE PERFORMANCE	SHARE PRICE 30/06/2022 (CAD)
LifeWorks Inc.	TSX:LWRK	73%	\$30.88
BELLUS Health Inc.	TSX:BLU	19%	\$11.85
Boralex Inc.	TSX:BLX	11%	\$42.88
NFI Group Inc.	TSX:NFI	11%	\$13.39
Saputo Inc.	TSX:SAP	10%	\$28.07
Ritchie Bros. Auctioneers Inc.	TSX:RBA	10%	\$83.75
Topicus.com Inc.	TSXV:TOI	9%	\$72.63
Sierra Wireless Inc.	TSX:SW	8%	\$30.15
Thomson Reuters Corp.	TSX:TRI	7%	\$134.19
Winpak Ltd.	TSX:WPK	7%	\$43.99

Clean Technology & Renewable Energy

TOP COMPANIES	TICKER	SHARE PRICE PERFORMANCE	SHARE PRICE 30/06/2022 (CAD)
Boralex Inc.	TSX:BLX	11%	\$42.88
NFI Group Inc.	TSX:NFI	11%	\$13.39
Innergex Renewable Energy Inc.	TSX:INE	1.4%	\$17.30
SunOpta Inc.	TSX:SOY	1.1%	\$9.95
Brookfield Renewable Corp.	TSX:BEPC	0.6%	\$45.85
Northland Power Inc.	TSX:NPI	-0.1%	\$38.32
Brookfield Renewable Partners L.P.	TSX:BEP.UN	-0.6%	\$44.73
Cascades Inc.	TSX:CAS	-1.7%	\$10.13
TransAlta Renewables Inc.	TSX:RNW	-5.1%	\$16.45
Algonquin Power & Utilities Corp.	TSX:AQN	-6.0%	\$17.30

Most Active in June 2022

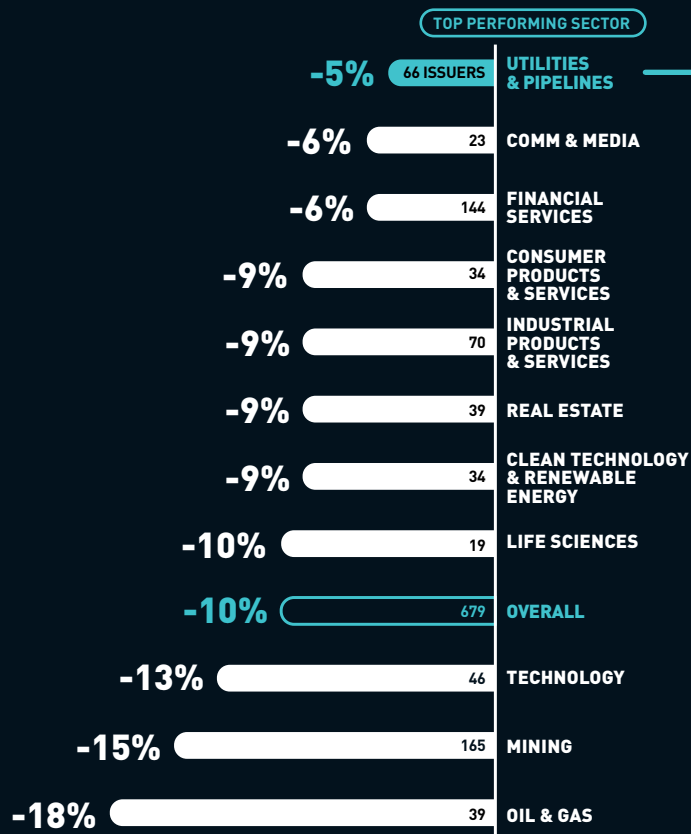
	TICKER	VOLUME TRADED (millions of shares)
Athabasca Oil Corp.	TSX:ATH	277.1
Suncor Energy Inc.	TSX:SU	250.1
Baytex Energy Corp.	TSX:BTE	205.0
Crescent Point Energy Corp.	TSX:CPG	187.3
Canadian Natural Resources Ltd.	TSX:CNQ	185.2
Cenovus Energy Inc.	TSX:CVE	181.6
Manulife Financial Corp.	TSX:MFC	162.2
Enbridge Inc.	TSX:ENB	146.6
TC Energy Corp.	TSX:TRP	136.3
The Bank of Nova Scotia	TSX:BNS	119.7

Mid Cap

MARKET CAP \$100 MILLION TO \$1 BILLION

JUNE 2022

Average Share Price Performance by Sector



June 2022 Share Price Performance

	TICKER	SHARE PRICE PERFORMANCE	SHARE PRICE 30/06/2022 (CAD)
Questerre Energy Corp.	TSX:QEC	28%	\$0.23
Lion One Metals Ltd.	TSXV:LIO	27%	\$1.31
Electrovaya Inc.	TSX:EFL	27%	\$0.80
Canadian North Resources Inc.	TSXV:CNRI	26%	\$2.90
UEX Corp.	TSX:UEX	18%	\$0.33
Colonial Coal International Corp.	TSXV:CAD	17%	\$1.96
BriaCell Therapeutics Corp.	TSX:BCT	17%	\$7.36
Clairvest Group Inc.	TSX:CVG	16%	\$65.01
E3 Metals Corp.	TSXV:ETMC	14%	\$2.32
Alpine Summit Energy Partners, Inc.	TSXV:ALPS.U	13%	\$6.50

Utilities & Pipelines

TOP COMPANIES	TICKER	SHARE PRICE PERFORMANCE	SHARE PRICE 30/06/2022 (CAD)
Enbridge Inc.	TSX:ENB.PF.V	2.2%	\$23.35
TransAlta Corp.	TSX:TA.PR.H	1.1%	\$24.35
Enbridge Inc.	TSX:ENB.PR.V	0.8%	\$23.75
Enbridge Inc.	TSX:ENB.PF.U	0.8%	\$24.30
Capital Power Corp.	TSX:CPX.PR.I	-0.1%	\$25.10
Pembina Pipeline Corp.	TSX:PPL.PR.O	-0.2%	\$22.88
Emera Incorporated	TSX:EMA.PR.H	-0.6%	\$24.85
Enbridge Inc.	TSX:ENB.PF.K	-0.7%	\$24.92
Canadian Utilities Ltd.	TSX:CU.PR.I	-1.0%	\$25.33
Caribbean Utilities Company, Ltd.	TSX:CUP.U	-1.3%	\$14.80

Most Active in June 2022

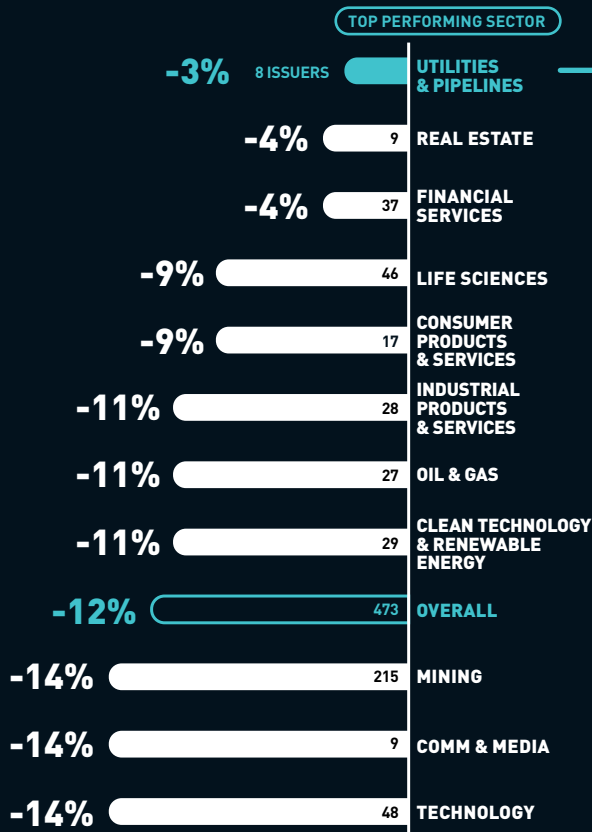
	TICKER	VOLUME TRADED (millions of shares)
Argonaut Gold Inc.	TSX:AR	85.9
Western Energy Services Corp.	TSX:WRG	76.6
Hut 8 Mining Corp.	TSX:HUT	63.7
Aurora Cannabis Inc.	TSX:ACB	60.4
UEX Corp.	TSX:UEX	59.9
Gear Energy Ltd.	TSX:GXE	54.1
Gran Tierra Energy Inc.	TSX:GTE	53.2
Voyager Digital Ltd.	TSX:VOYG	47.7
Pure Gold Mining Inc.	TSXV:PGM	36.4
HEXO Corp.	TSX:HEXO	35.2

Small Cap

MARKET CAP \$25 MILLION TO \$100 MILLION

JUNE 2022

Average Share Price Performance by Sector



June 2022 Share Price Performance

	TICKER	SHARE PRICE PERFORMANCE	SHARE PRICE 30/06/2022 (CAD)
Morien Resources Corp.	TSXV:MOX	83%	\$0.55
Greenbriar Capital Corp.	TSXV:GRB	43%	\$1.50
Sirona Biochem Corp.	TSXV:SBM	37%	\$0.26
Aurania Resources Ltd.	TSXV:ARU	36%	\$0.83
Wealth Minerals Ltd.	TSXV:WML	36%	\$0.34
Covalon Technologies Ltd.	TSXV:COV	33%	\$2.63
Kootenay Silver Inc.	TSXV:KTN	31%	\$0.17
Endurance Gold Corp.	TSXV:EDG	28%	\$0.41
Ocumetics Technology Corp.	TSXV:OTC	27%	\$0.38
MAV Beauty Brands Inc.	TSX:MAV	26%	\$1.15

Utilities & Pipelines

TOP COMPANIES	TICKER	SHARE PRICE PERFORMANCE	SHARE PRICE 30/06/2022 (CAD)
TransAlta Corp.	TSX:TA.PR.E	0.6%	\$16.35
Fortis Inc.	TSX:FTS.PR.I	-0.5%	\$15.60
Capital Power Corp.	TSX:CPX.PR.A	-1.0%	\$15.10
CU Inc.	TSX:CIU.PR.C	-1.4%	\$14.60
TC Energy Corp.	TSX:TRP.PR.H	-2.0%	\$14.16
TC Energy Corp.	TSX:TRP.PR.I	-3.5%	\$14.91
Emera Inc.	TSX:EMA.PR.E	-6.1%	\$19.03
CU Inc.	TSX:CIU.PR.A	-7.4%	\$19.26

Most Active in June 2022

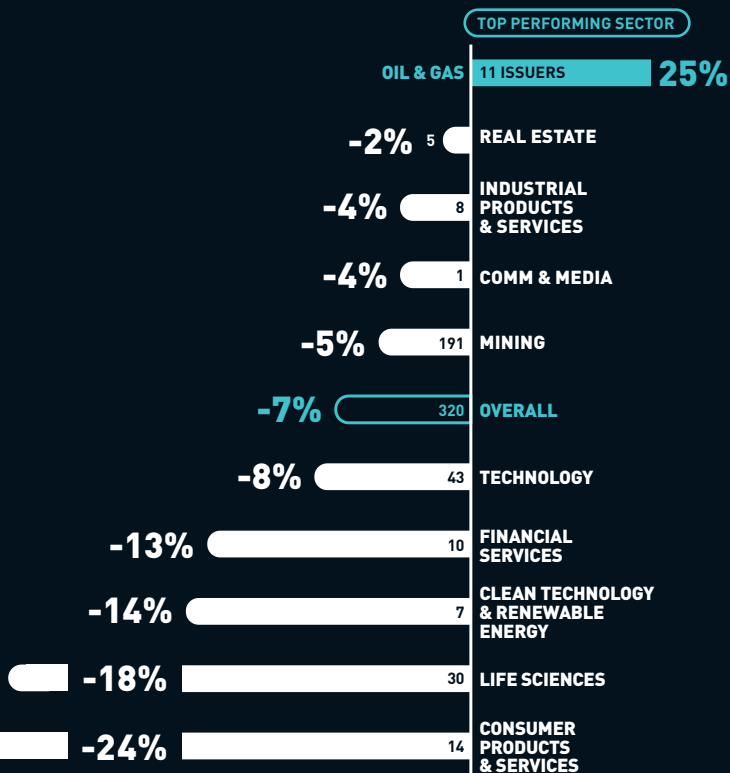
	TICKER	VOLUME TRADED (millions of shares)
Cielo Waste Solutions Corp.	TSXV:CMC	105.3
Southern Energy Corp.	TSXV:SOU	32.6
Datametrex AI Ltd.	TSXV:DM	22.5
ATEX Resources Inc.	TSXV:ATX	18.2
Alexco Resource Corp.	TSX:AXU	16.8
Auxly Cannabis Group Inc.	TSX:XLY	15.3
Rio2 Ltd.	TSXV:RIO	14.3
Lithium Ionic Corp.	TSXV:LTH	13.7
Anfield Energy Inc.	TSXV:AEC	10.9
Star Diamond Corp.	TSX:DIAM	10.2

Micro Cap

MARKET CAP <\$25 MILLION

JUNE 2022

Average Share Price Performance by Sector



June 2022 Share Price Performance

	TICKER	SHARE PRICE PERFORMANCE	SHARE PRICE 30/06/2022 (CAD)
Venerable Ventures Ltd.	TSXV:VLV	1900%	\$0.10
Sonoro Energy Ltd.	TSXV:SNV	275%	\$0.08
Mobio Technologies Inc.	TSXV:MBO	133%	\$0.07
Centurion Minerals Ltd.	TSXV:CTN	100%	\$0.14
Erin Ventures Inc.	TSXV:EV	70%	\$0.09
Vertical Explorations Inc.	TSXV:VERT	70%	\$0.09
Boardwalktech Software Corp.	TSXV:BWLK	45%	\$0.55
Tinkerine Studios Ltd.	TSXV:TTD	43%	\$0.05
Avricore Health Inc.	TSXV:AVCR	39%	\$0.18
Marksmen Energy Inc.	TSXV:MAH	36%	\$0.08

Oil & Gas

TOP COMPANIES	TICKER	SHARE PRICE PERFORMANCE	SHARE PRICE 30/06/2022 (CAD)
Sonoro Energy Ltd.	TSXV:SNV	275%	\$0.08
Marksmen Energy Inc.	TSXV:MAH	36%	\$0.08
Prospera Energy Inc.	TSXV:PEI	15%	\$0.08
Imperial Helium Corp.	TSXV:IHC	6%	\$0.19
International Frontier Resources Corp.	TSXV:IFR	0%	\$0.02
Phoenix Canada Oil Company Ltd.	TSXV:PCO	0%	\$0.85
United Hunter Oil & Gas Corp.	TSXV:UHO	0%	\$0.49
Tenth Avenue Petroleum Corp.	TSXV:TPC	-4%	\$0.22
ROK Resources Inc.	TSXV:ROK	-9%	\$0.24
Wescan Energy Corp.	TSXV:WCE	-22%	\$0.27

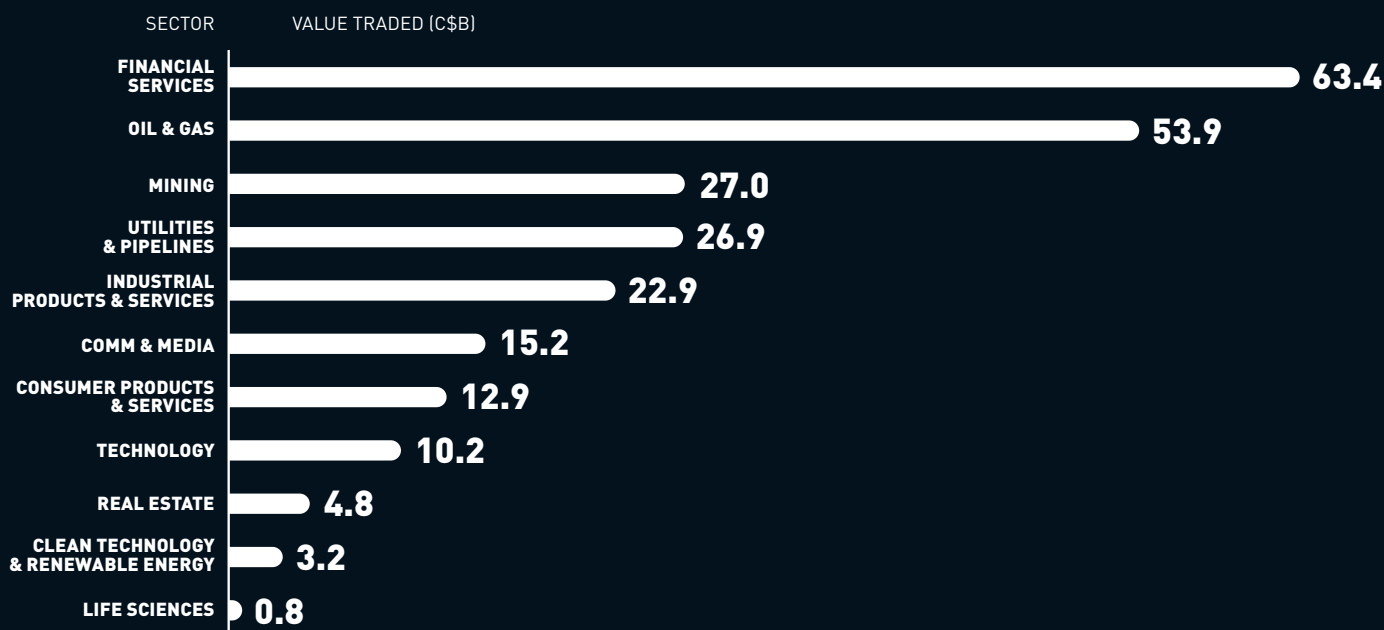
Most Active in June 2022

	TICKER	VOLUME TRADED (millions of shares)
Prospera Energy Inc.	TSXV:PEI	27.0
Arctic Star Exploration Corp.	TSXV:ADD	25.5
Sonoro Energy Ltd.	TSXV:SNV	21.8
Jourdan Resources Inc.	TSXV:JOR	18.0
Blue River Resources Ltd.	TSXV:BXR	17.3
ROK Resources Inc.	TSXV:ROK	16.9
Azincourt Energy Corp.	TSXV:AAZ	12.4
Cryptostar Corp.	TSXV:CSTR	10.7
Gold Line Resources Ltd.	TSXV:GLDL	10.4
Purepoint Uranium Group Inc.	TSXV:PTU	10.2

Top TSX and TSXV Indices in June 2022

	Performance
S&P/TSX Venture Real Estate Index	-1%
S&P/TSX Industrials Index	-1%
S&P/TSX Utilities Index	-3%
S&P/TSX Consumer Staples Index	-4%
S&P/TSX Communication Services Index	-5%
S&P/TSX Venture Financials Index	-6%
S&P/TSX Venture Information Technology Index	-6%
S&P/TSX Consumer Discretionary Index	-6%
S&P/TSX Information Technology Index	-8%
S&P/TSX 60 Index	-9%

Value Traded by Sector in June 2022



For more information contact:

RICHARD GOODMAN

Head of Capital Development

E richard.goodman@tmx.com

tsx.com/mig

As at October 11, 2021, unless otherwise noted. Companies were subject to a minimum trading value to qualify for analysis. ©2021 TSX Inc. All rights reserved. The information in this document is provided for informational purposes only. This document, and certain of the information contained in this document, is TSX Inc.'s proprietary information. Do not disclose, copy, distribute, sell or modify this document or any of its contents without TSX Inc.'s prior written consent. Neither TMX Group Limited nor any of its affiliates represents, warrants or guarantees the completeness or accuracy of the information contained in this document and they are not responsible for any errors or omissions in or your use of, or reliance on, the information. The information in this document is provided with the express condition, to which by making use thereof you expressly consent, that no liability shall be incurred by TMX Group Limited and/or any of its affiliates as a result of any errors or omissions herein or any use or reliance upon the information. TMX Group Limited and its affiliates do not endorse or recommend any of the referenced securities or issuers, and this document does not, nor should it be construed as, providing any trading, legal, accounting, tax, investment, business, financial or other advice, and you should not rely on it for such purposes. Professional advisors should be consulted. Listing on Toronto Stock Exchange or TSX Venture Exchange does not guarantee the future performance of a security or an issuer. The S&P/TSX 60 Index and the S&P/TSX Composite Index (the "S&P/TSX Indices") are products of S&P Dow Jones Indices LLC or its affiliates ("SPDJI") and TSX Inc. ("TSX"). Standard & Poor's® and S&P® are registered trademarks of Standard & Poor's Financial Services LLC ("S&P"); Dow Jones® is a registered trademark of Dow Jones Trademark Holdings LLC ("Dow Jones"); and TSX® is a registered trademark of TSX, SPDJI, Dow Jones, S&P, their respective affiliates and TSX do not sponsor, endorse, sell or promote any products based on the S&P/TSX Indices and none of such parties make any representation regarding the advisability of investing in such product(s) nor do they have any liability for any errors, omissions or interruptions of the S&P/TSX Indices or any data related thereto. TMX, the TMX design, Toronto Stock Exchange, TSX, TSXV, TSX Venture Exchange, The Future is Yours to See, and Voir le futur. Réaliser l'avenir, are the trademarks of TSX Inc. All other trademarks used herein are the property of their respective owners.