

Four Takeaways For Investors

The following are some key observations of the TSX and TSX Venture Exchange markets:

1. MIXED MARKETS IN JANUARY

January saw positive performances across Mid Cap (+3%) and Small Cap (+3%) segments, but was in the negative for Micro Cap (-1%) and flat for Large Cap.

2. TECHNOLOGY SECTOR ON TOP

Technology was the top performing sector in January across 2 out of 4 segments: +16% in both Small Cap and Micro Cap.

3. INDUSTRIALS TOP PERFORMING INDEX

The S&P/TSX Venture Industrials Index was the top performing index in January with a gain of +13%.

4. DOLLAR VALUE TRADED TRENDS DOWN

Dollar value traded in January is down compared to both last month (-8%) and the same month last year (-8%).

[CLICK HERE](#)  FOR MORE INFORMATION

 [SUBSCRIBE TO OUR MARKET INTELLIGENCE REPORTS](#)

JANUARY 2024

Investor Insights

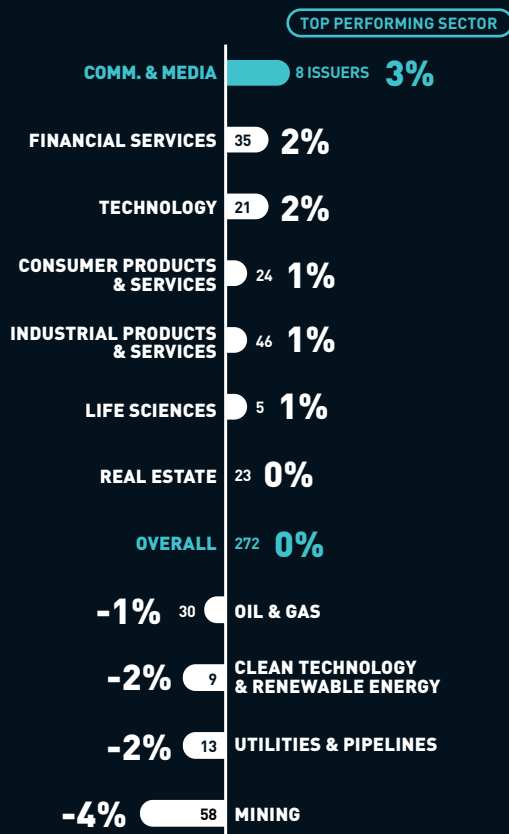
Brought to you by **Toronto Stock Exchange** and **TSX Venture Exchange**.

Large Cap

MARKET CAP >\$1 BILLION

JANUARY 2024

Average Share Price Performance by Sector



January 2024 Share Price Performance

	TICKER	SHARE PRICE PERFORMANCE	SHARE PRICE 31/01/2024 (CAD)
Curaleaf Holdings, Inc.	TSX:CURA	28%	\$7.03
Tricon Residential Inc.	TSX:TCN	23%	\$14.80
Celestica Inc.	TSX:CLS	19%	\$46.21
Aritzia Inc.	TSX:ATZ	19%	\$32.71
enCore Energy Corp.	TSXV:EU	18%	\$6.15
Leon's Furniture Ltd.	TSX:LNF	17%	\$21.28
Topicus.com Inc.	TSXV:TOI	17%	\$104.00
Denison Mines Corp.	TSX:DML	16%	\$2.70
Precision Drilling Corp.	TSX:PD	16%	\$83.28
Cascades Inc.	TSX:CAS	16%	\$14.71

Comm. & Media

TOP COMPANIES	TICKER	SHARE PRICE PERFORMANCE	SHARE PRICE 31/01/2024 (CAD)
Cogeco Communications Inc.	TSX:CCA	5%	\$62.05
BCE Inc.	TSX:BCE	4%	\$54.25
Quebecor Inc.	TSX:QBR.B	4%	\$32.69
Thomson Reuters Corp.	TSX:TRI	3%	\$199.61
TELUS Corp.	TSX:T	2%	\$24.08
Rogers Communications Inc.	TSX:RCI.A	2%	\$63.50
Rogers Communications Inc.	TSX:RCI.B	1%	\$62.80
Quebecor Inc.	TSX:QBR.A	1%	\$34.65

Most Active in January 2024

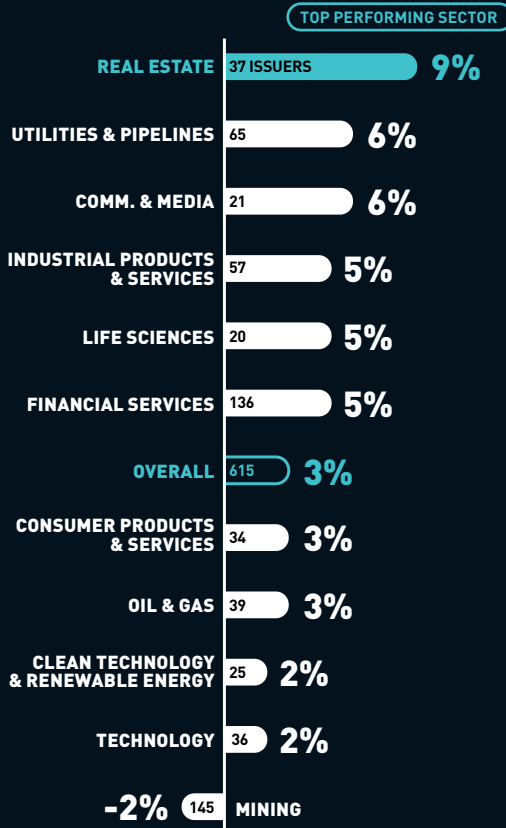
	TICKER	VOLUME TRADED (millions of shares)
The Toronto-Dominion Bank	TSX:TD	401.1
Royal Bank of Canada	TSX:RY	325.9
Enbridge Inc.	TSX:ENB	257.9
TC Energy Corp.	TSX:TRP	248.7
Manulife Financial Corp.	TSX:MFC	214.0
Cenovus Energy Inc.	TSX:CVE	207.0
The Bank of Nova Scotia	TSX:BNS	192.2
Bitfarms Ltd.	TSX:BITF	188.2
Suncor Energy Inc.	TSX:SU	179.5
Baytex Energy Corp.	TSX:BTE	164.2

Mid Cap

MARKET CAP \$100 MILLION TO \$1 BILLION

JANUARY 2024

Average Share Price Performance by Sector



January 2024 Share Price Performance

	TICKER	SHARE PRICE PERFORMANCE	SHARE PRICE 31/01/2024 (CAD)
Sintana Energy Inc.	TSXV:SEI	60%	\$0.48
Rusoro Mining Ltd.	TSXV:RML	50%	\$0.93
Prime Mining Corp.	TSX:PRYM	48%	\$2.22
Cardiol Therapeutics Inc.	TSX:CRDL	47%	\$1.62
Source Energy Services Ltd.	TSX:SHLE	44%	\$8.60
EcoSynthetix Inc.	TSX:ECO	40%	\$5.05
Brookfield Office Properties Inc.	TSX:BPO.PR.A	40%	\$11.49
GoviEx Uranium Inc.	TSXV:GXU	40%	\$0.21
Brookfield Office Properties Inc.	TSX:BPO.PR.G	39%	\$13.97
Wall Financial Corp.	TSX:WFC	38%	\$26.19

Real Estate

TOP COMPANIES	TICKER	SHARE PRICE PERFORMANCE	SHARE PRICE 31/01/2024 (CAD)
Brookfield Office Properties Inc.	TSX:BPO.PR.A	40%	\$11.49
Brookfield Office Properties Inc.	TSX:BPO.PR.G	39%	\$13.97
Wall Financial Corporation	TSX:WFC	38%	\$26.19
Brookfield Office Properties Inc.	TSX:BPO.PR.N	35%	\$9.70
Brookfield Office Properties Inc.	TSX:BPO.PR.P	31%	\$9.71
Brookfield Office Properties Inc.	TSX:BPO.PR.T	31%	\$13.79
Brookfield Office Properties Inc.	TSX:BPO.PR.I	29%	\$13.10
Brookfield Office Properties Inc.	TSX:BPO.PR.C	26%	\$15.30
Brookfield Office Properties Inc.	TSX:BPO.PR.E	25%	\$12.75
PRO Real Estate Investment Trust	TSX:PRV.UN	17%	\$5.58

Most Active in January 2024

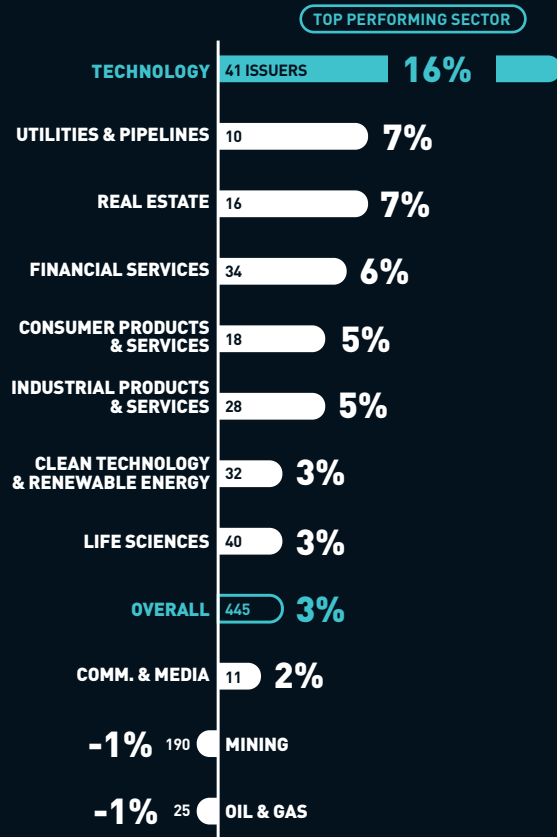
	TICKER	VOLUME TRADED (millions of shares)
Fission Uranium Corp.	TSX:FCU	88.7
Hercules Silver Corp.	TSXV:BIG	85.5
Argonaut Gold Inc.	TSX:AR	81.8
Calibre Mining Corp.	TSX:CXB	80.8
GoviEx Uranium Inc.	TSXV:GXU	77.6
WonderFi Technologies Inc.	TSX:WNDR	70.9
Hut 8 Corp.	TSX:HUT	70.1
F3 Uranium Corp.	TSXV:FUU	67.1
Sintana Energy Inc.	TSXV:SEI.WT	66.8
Canopy Growth Corp.	TSX:WEED	47.6

Small Cap

MARKET CAP \$25 MILLION TO \$100 MILLION

JANUARY 2024

Average Share Price Performance by Sector



January 2024 Share Price Performance

	TICKER	SHARE PRICE PERFORMANCE	SHARE PRICE 31/01/2024 (CAD)
Steer Technologies Inc.	TSXV:STER	224%	\$0.34
Falco Resources Ltd.	TSXV:FPC	135%	\$0.27
Goldbank Mining Corp.	TSXV:GLB	107%	\$0.31
Drone Delivery Canada Corp.	TSXV:FLT	100%	\$0.32
Overactive Media Corp.	TSXV:OAM	95%	\$0.37
American Eagle Gold Corp.	TSXV:AE	88%	\$0.49
EV Nickel Inc.	TSXV:EVNI	84%	\$0.58
Bluestone Resources Inc.	TSXV:BSR	77%	\$0.38
Canalaska Uranium Ltd.	TSXV:CVV	73%	\$0.65
Premier American Uranium Inc.	TSXV:PUR	70%	\$2.55

Technology

TOP COMPANIES	TICKER	SHARE PRICE PERFORMANCE	SHARE PRICE 31/01/2024 (CAD)
Steer Technologies Inc.	TSXV:STER	224%	\$0.34
Drone Delivery Canada Corp.	TSXV:FLT	100%	\$0.32
Black Swan Graphene Inc.	TSXV:SWAN	60%	\$0.12
Baylin Technologies Inc.	TSX:BYL	59%	\$0.27
Intermap Technologies Corp.	TSX:IMP	46%	\$0.92
Optiva Inc.	TSX:OPT	44%	\$4.75
POET Technologies Inc.	TSXV:PTK	43%	\$1.79
Builddirect.com Technologies Inc.	TSXV:BILD	42%	\$0.78
Wishpond Technologies Ltd.	TSXV:WISH	38%	\$0.54
Givex Corp.	TSX:GIVX	30%	\$0.74

Most Active in January 2024

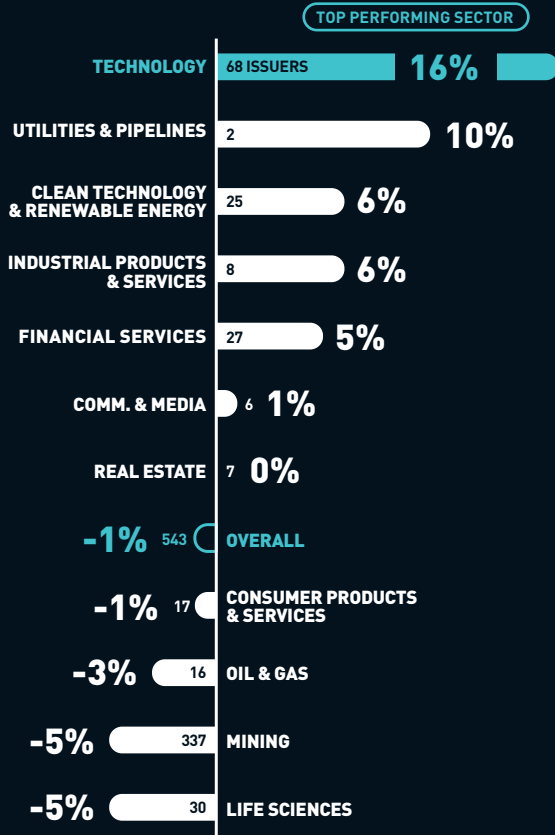
	TICKER	VOLUME TRADED (millions of shares)
Anfield Energy Inc.	TSXV:AEC	69.9
EV Nickel Inc.	TSXV:EVNI	58.1
DMG Blockchain Solutions Inc.	TSXV:DMGI	52.8
Guanajuato Silver Company Ltd.	TSXV:GSVR	43.6
American Eagle Gold Corp.	TSXV:AE	35.2
Canalaska Uranium Ltd.	TSXV:CVV	32.1
Surge Battery Metals Inc.	TSXV:NILI	30.2
Forum Energy Metals Corp.	TSXV:FMC	27.3
Generation Mining Ltd.	TSX:GENM	26.3
Drone Delivery Canada Corp.	TSXV:FLT	25.9

Micro Cap

MARKET CAP <\$25 MILLION

JANUARY 2024

Average Share Price Performance by Sector



January 2024 Share Price Performance

	TICKER	SHARE PRICE PERFORMANCE	SHARE PRICE 31/01/2024 (CAD)
Geekco Technologies Corp.	TSXV:GKO	375%	\$0.10
Q-Gold Resources Ltd.	TSXV:QGR	367%	\$0.07
Emerge Commerce Ltd.	TSXV:ECOM	250%	\$0.04
Contagious Gaming Inc.	TSXV:CNS	200%	\$0.02
NiCan Ltd.	TSXV:NICN	170%	\$0.14
RenoWorks Software Inc.	TSXV:RW	129%	\$0.28
Chakana Copper Corp.	TSXV:PERU	111%	\$0.10
Charbone Hydrogen Corp.	TSXV:CH	100%	\$0.08
Orford Mining Corp.	TSXV:ORM	100%	\$0.09
Koryx Copper Inc.	TSXV:KRY	88%	\$0.08

Technology

TOP COMPANIES	TICKER	SHARE PRICE PERFORMANCE	SHARE PRICE 31/01/2024 (CAD)
Geekco Technologies Corp.	TSXV:GKO	375%	\$0.10
Emerge Commerce Ltd.	TSXV:ECOM	250%	\$0.04
Contagious Gaming Inc.	TSXV:CNS	200%	\$0.02
RenoWorks Software Inc.	TSXV:RW	129%	\$0.28
BlockchainK2 Corp.	TSXV:BITK	80%	\$0.18
Visionstate Corp.	TSXV:VIS	67%	\$0.03
FRNT Financial Inc.	TSXV:FRNT	54%	\$0.50
Venzee Technologies Inc.	TSXV:VENZ	50%	\$0.02
INEO Tech Corp.	TSXV:INEO	50%	\$0.08
Northstar Gaming Holdings Inc.	TSXV:BET	50%	\$0.06

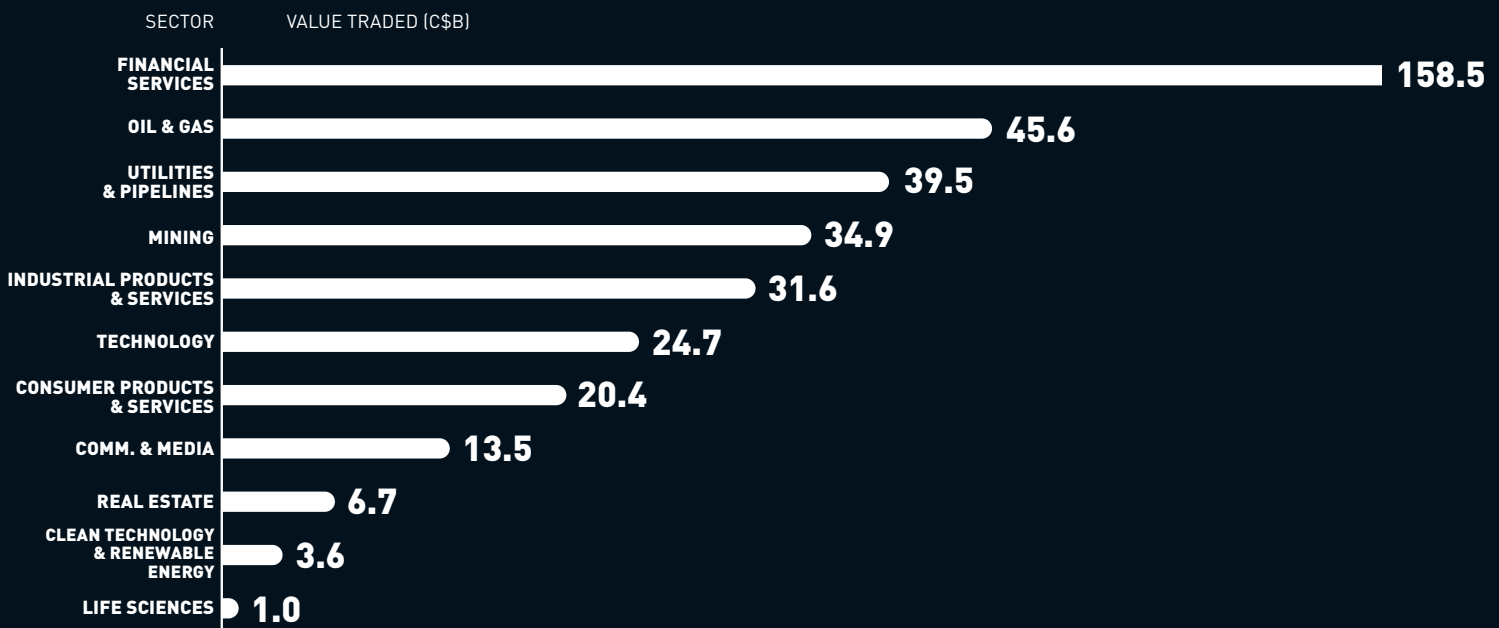
Most Active in January 2024

	TICKER	VOLUME TRADED (millions of shares)
Libero Copper & Gold Corp.	TSXV:LBC	134.8
Cielo Waste Solutions Corp.	TSXV:CMC	59.2
Aston Bay Holdings Ltd.	TSXV:BAY	45.9
Cryptostar Corp.	TSXV:CSTR	45.7
Orford Mining Corp.	TSXV:ORM	43.2
NiCan Ltd.	TSXV:NICN	41.6
Resolute Resources Ltd.	TSXV:RRL	37.0
Sienna Resources Inc.	TSXV:SIE	35.6
Happy Creek Minerals Ltd.	TSXV:HPY	30.0
Decade Resources Ltd.	TSXV:DEC	27.8

Top TSX and TSXV Indices in January 2024

	Performance
S&P/TSX Venture Industrials Index	13%
S&P/TSX Venture Health Care Index	12%
S&P/TSX Venture Energy Index	11%
S&P/TSX Venture Information Technology Index	7%
S&P/TSX Information Technology Index	6%
S&P/TSX Communication Services Index	3%
S&P/TSX Consumer Staples Index	2%
S&P/TSX Industrials Index	2%
S&P/TSX Consumer Discretionary Index	1%
S&P/TSX Energy Index	1%

Value Traded by Sector in January 2024



For more information contact:

RICHARD GOODMAN

Managing Director, Global Capital Development & Business Transformation

E richard.goodman@tmx.com

tsx.com/mig

As at January 31, 2024, unless otherwise noted. Companies were subject to a minimum trading value to qualify for analysis. ©2024 TSX Inc. All rights reserved. The information in this document is provided for informational purposes only. This document, and certain of the information contained in this document, is TSX Inc.'s proprietary information. Do not disclose, copy, distribute, sell or modify this document or any of its contents without TSX Inc.'s prior written consent. Neither TMX Group Limited nor any of its affiliates represents, warrants or guarantees the completeness or accuracy of the information contained in this document and they are not responsible for any errors or omissions in or your use of, or reliance on, the information. The information in this document is provided with the express condition, to which by making use thereof you expressly consent, that no liability shall be incurred by TMX Group Limited and/or any of its affiliates as a result of any errors or omissions herein or any use or reliance upon the information. TMX Group Limited and its affiliates are not responsible for any errors or omissions in, or your use of, information accessed through links to any third party sites, and the views, comments, opinions and advice of any third party, in this document or on any third party site, reflect those of the individual authors only and are not necessarily endorsed by TMX Group Limited and its affiliates. TMX Group Limited and its affiliates have not prepared, reviewed or updated the content of any third party sites, and assume no responsibility for such information. The information provided is not an invitation to purchase securities listed on Toronto Stock Exchange or TSX Venture Exchange. TMX Group Limited and its affiliates do not endorse or recommend any of the referenced securities or issuers, and this document does not, nor should it be construed as, providing any trading, legal, accounting, tax, investment, business, financial or other advice, and you should not rely on it for such purposes. Professional advisors should be consulted. Listing on Toronto Stock Exchange or TSX Venture Exchange does not guarantee the future performance of a security or an issuer. The S&P/TSX 60 Index and the S&P/TSX Composite Index (the "S&P/TSX Indices") are products of S&P Dow Jones Indices LLC or its affiliates ("SPDJI") and TSX Inc. ("TSX"). Standard & Poor's® and S&P® are registered trademarks of Standard & Poor's Financial Services LLC ("S&P"); Dow Jones® is a registered trademark of Dow Jones Trademark Holdings LLC ("Dow Jones"); and TSX® is a registered trademark of TSX, SPDJI, Dow Jones, S&P, their respective affiliates and TSX do not sponsor, endorse, sell or promote any products based on the S&P/TSX Indices and none of such parties make any representation regarding the advisability of investing in such product(s) nor do they have any liability for any errors, omissions or interruptions of the S&P/TSX Indices or any data related thereto. TMX, the TMX design, Toronto Stock Exchange, TSX, TSXV, TSX Venture Exchange, The Future is Yours to See, and Voir le futur. Réaliser l'avenir, are the trademarks of TSX Inc. All other trademarks used herein are the property of their respective owners.