

Four Takeaways For Investors

The following are some key observations of TSX and TSX Venture Exchange markets:

DECEMBER 2024

Investor Insights

Brought to you by **Toronto Stock Exchange** and **TSX Venture Exchange**.

1. MIXED MARKETS IN DECEMBER

December saw positive performances across Mid Cap (+11%) and Small Cap (+4%) segments, but was in the negative for Large Cap (-4%) and flat for Micro Cap.

2. FINANCIAL SERVICES ON TOP

Financial Services was the top performing sector in December across 2 out of 4 market segments: +40% in Mid Cap and +13% in Micro Cap.


3. VENTURE FINANCIALS TOP PERFORMING INDEX

S&P/TSX Venture Financials Index was the top performing index in December with a gain of +4%.

4. DOLLAR VALUE TRADED TRENDS UP

Dollar value traded in December is up compared to last month (+5%) and the same month last year (+22%).



 **SUBSCRIBE TO OUR MARKET INTELLIGENCE REPORTS**

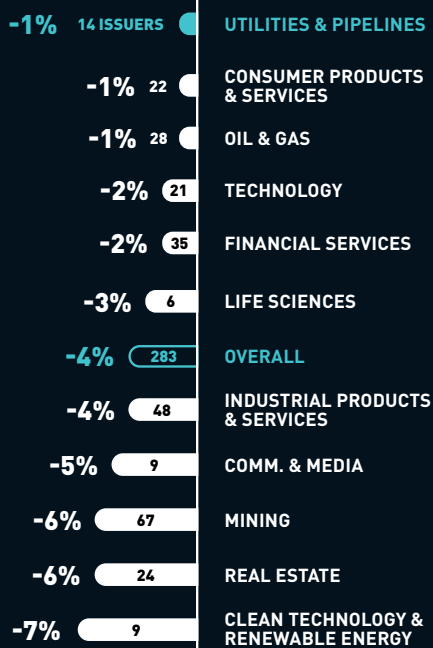
[CLICK HERE !\[\]\(4f6bf54ae7e4144a72d78316053e412d_img.jpg\) FOR MORE INFORMATION](#)

Large Cap

MARKET CAP >\$1 BILLION | DECEMBER 2024

Average Share Price Performance by Sector

TOP PERFORMING SECTOR



December 2024 Share Price Performance

TOP COMPANIES	TICKER	SHARE PRICE PERFORMANCE	SHARE PRICE 31/12/2024 (CAD)
BlackBerry Ltd.	TSX:BB	48%	\$5.46
TransAlta Corp.	TSX:TA	28%	\$20.33
SSR Mining Inc.	TSX:SSRM	22%	\$10.04
Orla Mining Ltd.	TSX:OLA	17%	\$7.96
WELL Health Technologies Corp.	TSX:WELL	17%	\$6.86
Perpetua Resources Corp.	TSX:PPTA	15%	\$15.36
Aritzia Inc.	TSX:ATZ	15%	\$53.44
Partners Value Investments LP	TSXV:PVF.UN	14%	\$160.00
Enerflex Ltd.	TSX:EFX	12%	\$14.31
CAE Inc.	TSX:CAE	11%	\$36.50

Utilities & Pipelines

TOP COMPANIES	TICKER	SHARE PRICE PERFORMANCE	SHARE PRICE 31/12/2024 (CAD)
TransAlta Corp.	TSX:TA	28%	\$20.33
Capital Power Corp.	TSX:CPX	2%	\$63.72
Enbridge Inc.	TSX:ENB	1%	\$61.01
Emera Inc.	TSX:EMA	1%	\$53.73
TC Energy Corp.	TSX:TRP	-2%	\$66.99
AltaGas Ltd.	TSX:ALA	-2%	\$33.48
Canadian Utilities Ltd.	TSX:CU	-3%	\$34.85
Atco Ltd.	TSX:ACO.X	-3%	\$47.58
Hydro One Ltd.	TSX:H	-3%	\$44.27
Superior Plus Corp.	TSX:SPB	-3%	\$6.39

Most Active in December 2024

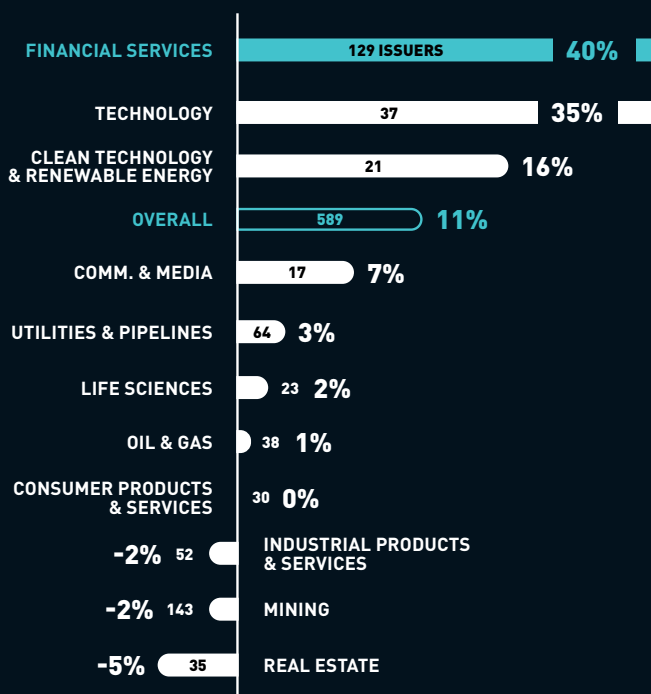
TOP COMPANIES	TICKER	VOLUME TRADED (MILLIONS OF SHARES)
Canadian Natural Resources Ltd.	TSX:CNQ	370.8
Suncor Energy Inc.	TSX:SU	204.6
The Toronto-Dominion Bank	TSX:TD	157.7
TC Energy Corp.	TSX:TRP	151.1
Enbridge Inc.	TSX:ENB	146.8
Manulife Financial Corp.	TSX:MFC	120.4
Canadian Imperial Bank Of Commerce	TSX:CM	111.8
BCE Inc.	TSX:BCE	108.2
Cenovus Energy Inc.	TSX:CVE	107.8
TELUS Corp.	TSX:T	106.5

Mid Cap

MARKET CAP \$100 MILLION TO \$1 BILLION |
DECEMBER 2024

Average Share Price Performance by Sector

TOP PERFORMING SECTOR



December 2024 Share Price Performance

TOP COMPANIES	TICKER	SHARE PRICE PERFORMANCE	SHARE PRICE 31/12/2024 (CAD)
Spackman Equities Group Inc.	TSXV:SQG	5033%	\$3.85
Quantum eMotion Corp.	TSXV:QNC	1048%	\$1.78
International Battery Metals Ltd.	TSXV:IBAT	187%	\$0.79
Payfare Inc.	TSX:PAY	94%	\$3.84
SPARQ Systems Inc.	TSXV:SPRQ	88%	\$1.41
Emerita Resources Corp.	TSXV:EMO	82%	\$1.20
WildBrain Ltd.	TSX:WILD	64%	\$1.64
Theratechnologies Inc.	TSX:TH	54%	\$2.62
O3 Mining Inc.	TSXV:OIII	53%	\$1.65
Osisko Metals Inc.	TSXV:OM	45%	\$0.36

Financial Services

TOP COMPANIES	TICKER	SHARE PRICE PERFORMANCE	SHARE PRICE 31/12/2024 (CAD)
Spackman Equities Group Inc.	TSXV:SQG	5033%	\$3.85
ECN Capital Corp.	TSX:ECN	12%	\$3.16
Senvest Capital Inc.	TSX:SEC	10%	\$380.00
Dominion Lending Centres Inc.	TSX:DLCG	9%	\$7.80
Olympia Financial Group Inc.	TSX:OLY	8%	\$107.70
Intact Financial Corp.	TSX:IFC.PR.A	7%	\$21.38
Urbana Corp.	TSX:URB.A	7%	\$5.78
Brookfield Corp.	TSX:BN.PF.G	6%	\$21.40
Brookfield Corp.	TSX:BN.PF.E	6%	\$20.64
Stack Capital Group Inc.	TSX:STCK	6%	\$11.00

Most Active in December 2024

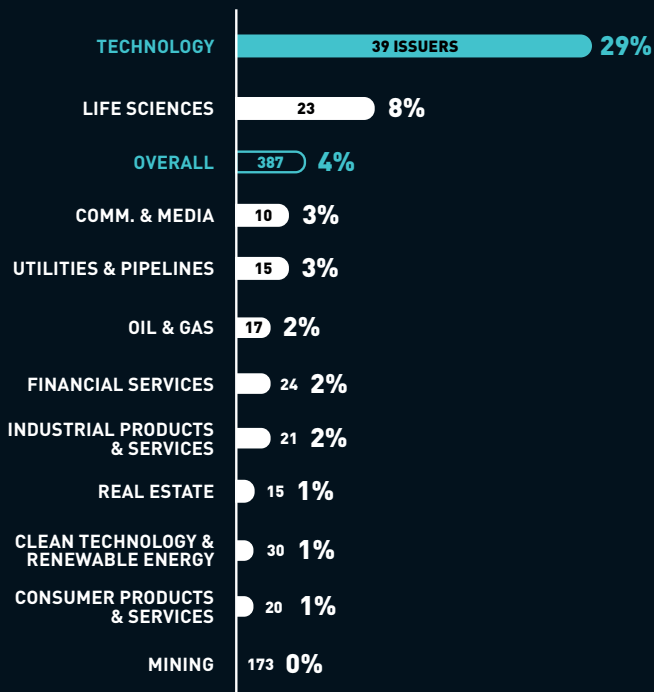
TOP COMPANIES	TICKER	VOLUME TRADED (MILLIONS OF SHARES)
Quantum eMotion Corp.	TSXV:QNC	131.7
Bitfarms Ltd.	TSX:BITF	103.4
WonderFi Technologies Inc.	TSX:WNDR	60.4
Gear Energy Ltd.	TSX:GXE	32.6
Canopy Growth Corp.	TSX:WEED	30.1
Global Atomic Corp.	TSX:GLO	28.1
Luca Mining Corp.	TSXV:LUCA	26.6
Lucero Energy Corp.	TSXV:LOU	24.8
Ascot Resources Ltd.	TSX:AOT	24.6
Ballard Power Systems Inc.	TSX:BLDP	22.0

Small Cap

MARKET CAP \$25 MILLION TO \$100 MILLION | DECEMBER 2024

Average Share Price Performance by Sector

TOP PERFORMING SECTOR



December 2024 Share Price Performance

TOP COMPANIES	TICKER	SHARE PRICE PERFORMANCE	SHARE PRICE 31/12/2024 (CAD)
01 Communique Laboratory Inc.	TSXV:ONE	744%	\$0.68
Blockmate Ventures Inc.	TSXV:MATE	159%	\$0.29
Defense Metals Corp.	TSXV:DEFN	137%	\$0.23
Rakovina Therapeutics Inc.	TSXV:RKV	111%	\$0.19
Blue Sky Uranium Corp.	TSXV:BSK	111%	\$0.10
Belo Sun Mining Corp.	TSX:BSX	89%	\$0.09
Northwest Copper Corp.	TSXV:NWST	87%	\$0.29
Bayhorse Silver Inc.	TSXV:BHS	70%	\$0.09
NOA Lithium Brines Inc.	TSXV:NOAL	70%	\$0.28
Hydreight Technologies Inc.	TSXV:NURS	65%	\$2.05

Technology

TOP COMPANIES	TICKER	SHARE PRICE PERFORMANCE	SHARE PRICE 31/12/2024 (CAD)
01 Communique Laboratory Inc.	TSXV:ONE	744%	\$0.68
Blockmate Ventures Inc.	TSXV:MATE	159%	\$0.29
Buildirect.com Technologies Inc.	TSXV:BILD	43%	\$0.60
Realbotix Corp.	TSXV:XBOT	42%	\$0.22
Liberty Defense Holdings, Ltd.	TSXV:SCAN	42%	\$0.85
LQWD Technologies Corp.	TSXV:LQWD	40%	\$2.10
Avante Corp.	TSXV:XX	39%	\$1.24
Snipp Interactive Inc.	TSXV:SPN	33%	\$0.10
NTG Clarity Networks Inc.	TSXV:NCI	30%	\$1.69
Everyday People Financial Corp.	TSXV:EPF	27%	\$0.50

Most Active in December 2024

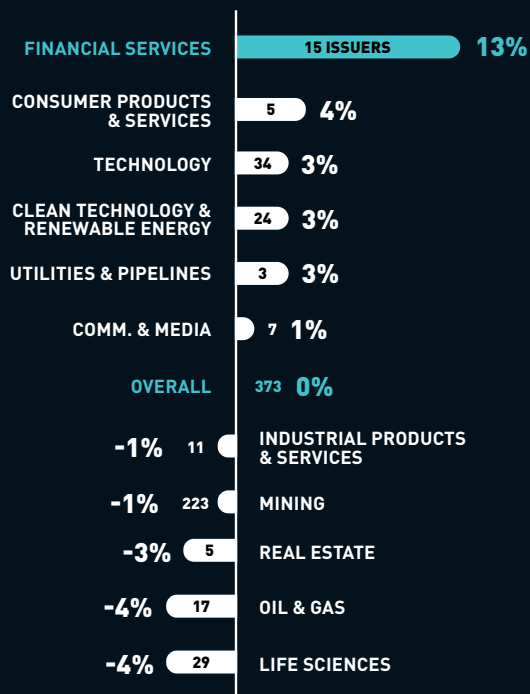
TOP COMPANIES	TICKER	VOLUME TRADED (MILLIONS OF SHARES)
Blockmate Ventures Inc.	TSXV:MATE	63.6
Tidewater Midstream and Infrastructure Ltd.	TSX:TWM	49.3
Sherritt International Corp.	TSX:S	47.8
The Lion Electric Company	TSX:LEV	34.4
01 Communique Laboratory Inc.	TSXV:ONE	30.9
Voxtur Analytics Corp.	TSXV:VXTR	23.7
DMG Blockchain Solutions Inc.	TSXV:DMGI	23.3
GoviEx Uranium Inc.	TSXV:GXU	19.3
Anfield Energy Inc.	TSXV:AEC	17.4
Blue Sky Uranium Corp.	TSXV:BSK	14.1

Micro Cap

MARKET CAP <\$25 MILLION | DECEMBER 2024

Average Share Price Performance by Sector

TOP PERFORMING SECTOR



December 2024 Share Price Performance

TOP COMPANIES	TICKER	SHARE PRICE PERFORMANCE	SHARE PRICE 31/12/2024 (CAD)
Alset AI Ventures Inc.	TSXV:GPUS	183%	\$0.17
Sendero Resources Corp.	TSXV:SEND	142%	\$0.40
VR Resources Ltd.	TSXV:VRR	140%	\$0.06
Durango Resources Inc.	TSXV:DGO	100%	\$0.04
Searchlight Resources Inc.	TSXV:SCLT	100%	\$0.01
Omineca Mining and Metals Ltd.	TSXV:OMM	89%	\$0.09
Edgewater Wireless Systems Inc.	TSXV:YFI	86%	\$0.07
Northern Graphite Corp.	TSXV:NGC	82%	\$0.16
Kingsmen Resources Ltd.	TSXV:KNG	76%	\$0.74
Trifecta Gold Ltd.	TSXV:TG	73%	\$0.13

Financial Services

TOP COMPANIES	TICKER	SHARE PRICE PERFORMANCE	SHARE PRICE 31/12/2024 (CAD)
Alset AI Ventures Inc.	TSXV:GPUS	183%	\$0.17
Mason Resources Inc.	TSXV:LLG	30%	\$0.07
Crown Capital Partners Inc.	TSX:CRWN.NT	10%	\$44.00
Brookfield Property Split Corp.	TSX:BPS.PR.C	8%	\$27.00
First National Financial Corp.	TSX:FN.PR.B	6%	\$15.75
Torrent Capital Ltd.	TSXV:TORR	3%	\$0.62
Brookfield Corp.	TSX:BN.PF.L	3%	\$13.50
Sun Life Financial Inc.	TSX:SLF.PR.K	2%	\$19.95
Manulife Financial Corp.	TSX:MFC.PR.P	0%	\$17.00
OreCAP Invest Corp.	TSXV:OCI	0%	\$0.07

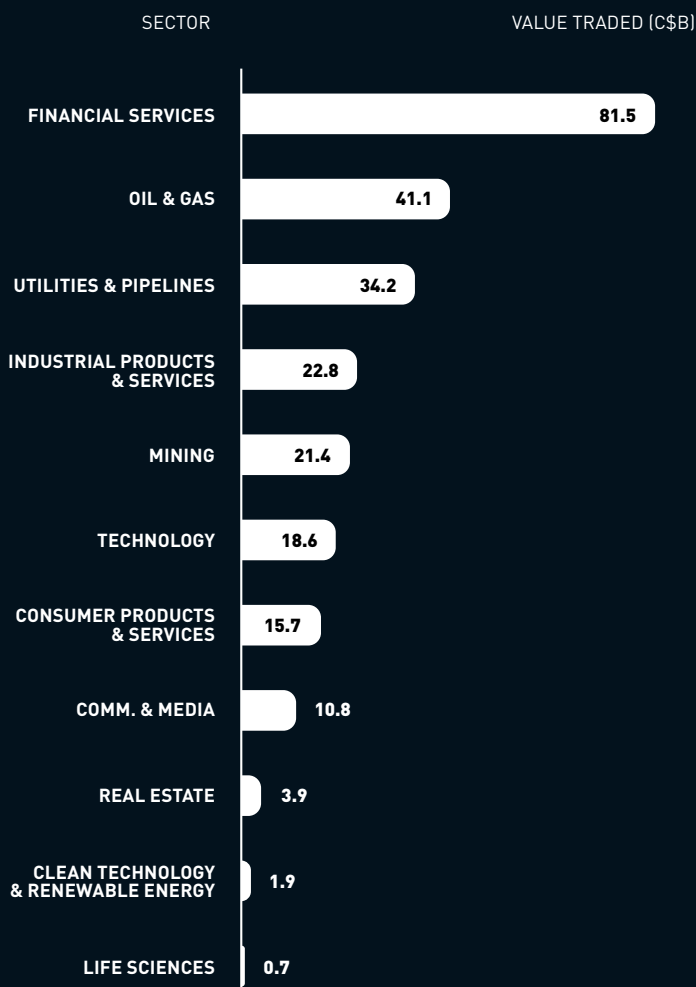
Most Active in December 2024

TOP COMPANIES	TICKER	VOLUME TRADED (MILLIONS OF SHARES)
Alset AI Ventures Inc.	TSXV:GPUS	60.6
Datamatrix AI Ltd.	TSXV:DM	27.6
Therma Bright Inc.	TSXV:THRM	24.7
Charbone Hydrogen Corp.	TSXV:CH	20.6
PetroFrontier Corp.	TSXV:PFC	20.0
Star Diamond Corp.	TSX:DIAM	17.1
Else Nutrition Holdings Inc.	TSX:BABY	16.7
Aluula Composites Inc.	TSXV:AUUA	16.4
Stallion Uranium Corp.	TSXV:STUD	15.5
Durango Resources Inc.	TSXV:DGO	14.8

Top TSX and TSXV Indices in December 2024

	PERFORMANCE
S&P/TSX Venture Financials Index	4%
S&P/TSX Consumer Staples Index	0%
S&P/TSX Venture Information Technology Index	-2%
S&P/TSX Financials Index	-2%
S&P/TSX Venture Health Care Index	-3%
S&P/TSX Venture Composite Index	-3%
S&P/TSX Venture Energy Index	-3%
S&P/TSX Information Technology Index	-3%
S&P/TSX Venture Industrials Index	-3%
S&P/TSX Consumer Discretionary Index	-3%

Value Traded by Sector in December 2024



Year End Summary

1. MARKETS UP IN 2024

2024 saw overall gains across the top 3 market segments (Large Cap +24%, Mid Cap +45%, and Small Cap +40%), but was negative for Micro Cap (-5%). Overall, the markets were up 29% in 2024.

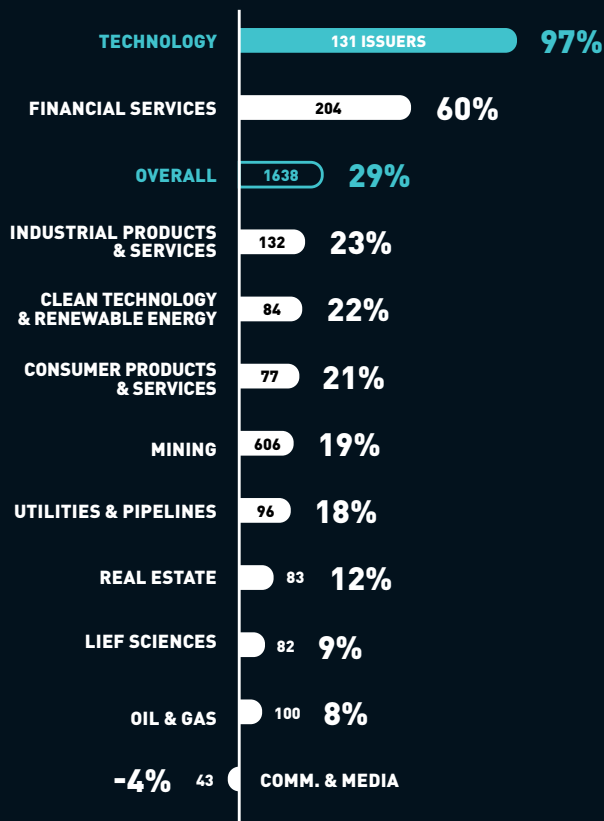
2. STRONG PERFORMANCE IN TECHNOLOGY

Technology was the top performing sector across Large Cap (+47%), Mid Cap (+158%), and Small Cap (+141%). Financial Services was the top performer in Micro Cap (+33%).

3. VENTURE INFORMATION TECHNOLOGY TOP INDEX

S&P/TSX Venture Information Technology Index was the top performing index in 2024 with a gain of +44%.

Overall - All Market Cap Segments Performance by Sector



Year End Summary

Large Cap

SECTOR	AVERAGE SHARE PRICE PERFORMANCE IN 2024	NUMBER OF ISSUERS
Technology	47%	21
Financial Services	36%	35
Mining	34%	67
Industrial Products & Services	28%	48
Overall	24%	283
Utilities & Pipelines	22%	14
Consumer Products & Services	14%	22
Oil & Gas	12%	28
Life Sciences	11%	6
Real Estate	2%	24
Clean Technology & Renewable Energy	-3%	9
Comm. & Media	-5%	9

Mid Cap

SECTOR	AVERAGE SHARE PRICE PERFORMANCE IN 2024	NUMBER OF ISSUERS
Technology	158%	37
Clean Technology & Renewable Energy	79%	21
Financial Services	78%	129
Overall	45%	589
Real Estate	28%	35
Life Sciences	28%	23
Industrial Products & Services	26%	52
Mining	23%	143
Oil & Gas	22%	38
Utilities & Pipelines	20%	64
Consumer Products & Services	19%	30
Comm. & Media	10%	17

Small Cap

SECTOR	AVERAGE SHARE PRICE PERFORMANCE IN 2024	NUMBER OF ISSUERS
Technology	141%	39
Mining	41%	173
Overall	40%	387
Consumer Products & Services	39%	20
Life Sciences	26%	23
Clean Technology & Renewable Energy	24%	30
Industrial Products & Services	19%	21
Financial Services	15%	24
Utilities & Pipelines	14%	15
Real Estate	0%	15
Comm. & Media	-6%	10
Oil & Gas	-9%	17

Micro Cap

SECTOR	AVERAGE SHARE PRICE PERFORMANCE IN 2024	NUMBER OF ISSUERS
Financial Services	33%	15
Technology	13%	34
Industrial Products & Services	-4%	11
Mining	-5%	223
Overall	-5%	373
Real Estate	-6%	5
Utilities & Pipelines	-10%	3
Consumer Products & Services	-10%	5
Oil & Gas	-11%	17
Clean Technology & Renewable Energy	-20%	24
Life Sciences	-20%	29
Comm. & Media	-31%	7

Year End Summary

Top 10 Performing Indices

	PERFORMANCE
S&P/TSX Venture Information Technology Index	44%
S&P/TSX Venture Health Care Index	34%
S&P/TSX Information Technology Index	33%
S&P/TSX Venture Financials Index	29%
S&P/TSX Financials Index	25%
S&P/TSX Consumer Staples Index	23%
S&P/TSX Materials Index	19%
S&P/TSX Composite Index	18%
S&P/TSX 60 Index	17%
S&P/TSX Energy Index	10%

For more information

RICHARD GOODMAN

Managing Director, Global Capital Development & Business Transformation

E richard.goodman@tmx.com



tsx.com/mig

As at December 31, 2024, unless otherwise noted. Companies were subject to a minimum trading value to qualify for analysis. ©2025 TSX Inc. All rights reserved. The information in this document is provided for informational purposes only. This document, and certain of the information contained in this document, is TSX Inc.'s proprietary information. Do not disclose, copy, distribute, sell or modify this document or any of its contents without TSX Inc.'s prior written consent. Neither TMX Group Limited nor any of its affiliates represents, warrants or guarantees the completeness or accuracy of the information contained in this document and they are not responsible for any errors or omissions in or your use of, or reliance on, the information. The information in this document is provided with the express condition, to which by making use thereof you expressly consent, that no liability shall be incurred by TMX Group Limited and/or any of its affiliates as a result of any errors or omissions herein or any use or reliance upon the information. TMX Group Limited and its affiliates are not responsible for any errors or omissions in, or your use of, information accessed through links to any third party sites, and the views, comments, opinions and advice of any third party, in this document or on any third party site, reflect those of the individual authors only and are not necessarily endorsed by TMX Group Limited and its affiliates. TMX Group Limited and its affiliates have not prepared, reviewed or updated the content of any third party sites, and assume no responsibility for such information. The information provided is not an invitation to purchase securities listed on Toronto Stock Exchange or TSX Venture Exchange. TMX Group Limited and its affiliates do not endorse or recommend any of the referenced securities or issuers, and this document does not, nor should it be construed as, providing any trading, legal, accounting, tax, investment, business, financial or other advice, and you should not rely on it for such purposes. Professional advisors should be consulted. Listing on Toronto Stock Exchange or TSX Venture Exchange does not guarantee the future performance of a security or an issuer. The S&P/TSX 60 Index and the S&P/TSX Composite Index (the "S&P/TSX Indices") are products of S&P Dow Jones Indices LLC or its affiliates ("SPDJI") and TSX Inc. ("TSX"). Standard & Poor's® and S&P® are registered trademarks of Standard & Poor's Financial Services LLC ("S&P"); Dow Jones® is a registered trademark of Dow Jones Trademark Holdings LLC ("Dow Jones"); and TSX® is a registered trademark of TSX. SPDJI, Dow Jones, S&P, their respective affiliates and TSX do not sponsor, endorse, sell or promote any products based on the S&P/TSX Indices and none of such parties make any representation regarding the advisability of investing in such product(s) nor do they have any liability for any errors, omissions or interruptions of the S&P/TSX Indices or any data related thereto. TMX, the TMX design, Toronto Stock Exchange, TSX, TSXV, TSX Venture Exchange, The Future is Yours to See, and Voir le futur. Réaliser l'avenir. are the trademarks of TSX Inc. All other trademarks used herein are the property of their respective owners.