

# Investor Insights

Brought to you by **Toronto Stock Exchange** and **TSX Venture Exchange**.



 **SUBSCRIBE TO OUR  
MARKET INTELLIGENCE  
REPORTS**

JUNE 2025

## Four Takeaways For Investors

The following are some key observations of TSX and TSX Venture Exchange markets:

### 1. Positive Markets in June

June saw overall gains across all market cap segments: Large Cap +5%, Mid Cap +7%, Small Cap +7%, and Micro Cap +10%.

### 2. Cocktail of Sectors On Top

Diverse mix of top performing sectors in June: Life Sciences up 10% in Large Cap, Technology up 17% in Mid Cap, Mining up 10% in Small Cap, and Oil & Gas up 19% in Micro Cap.

### 3. Venture Energy Top Performing Index

The S&P/TSX Venture Energy Index was the top performing index in June with a gain of +10%.

### 4. Dollar Value Traded Trends Up

Dollar value traded in June is up compared to both last month (+8%) and the same month last year (+20%).

[CLICK HERE !\[\]\(4f6bf54ae7e4144a72d78316053e412d\_img.jpg\) FOR MORE INFORMATION](#)

## June 2025 Share Price Performance

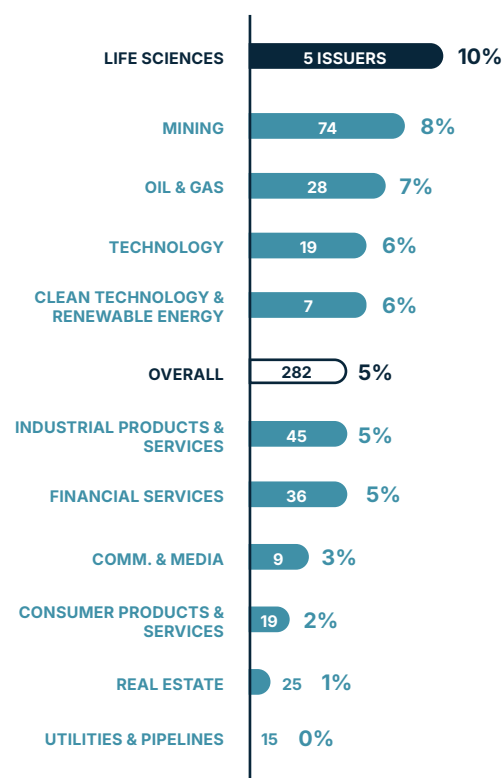
TOP COMPANIES	TICKER	SHARE PRICE PERFORMANCE	SHARE PRICE 30/06/2025 (CAD)
Almonty Industries Inc.	TSX:AIL	72%	\$4.48
Bausch Health Companies Inc.	TSX:BHC	46%	\$9.08
Taseko Mines Limited	TSX:TKO	39%	\$4.30
Endeavour Silver Corp.	TSX:EDR	36%	\$6.71
Celestica Inc.	TSX:CLS	34%	\$212.76
First Majestic Silver Corp.	TSX:AG	33%	\$11.27
Paladin Energy Ltd.	TSX:PDN	32%	\$7.19
Hammond Power Solutions Inc.	TSX:HPS.A	27%	\$125.43
Cameco Corporation	TSX:CCO	26%	\$101.13
MDA Space Ltd.	TSX:MDA	24%	\$35.11

# Large Cap

Market Cap >\$1 Billion | June 2025

## Average Share Price Performance by Sector

### TOP PERFORMING SECTOR



## Life Sciences

TOP COMPANIES	TICKER	SHARE PRICE PERFORMANCE	SHARE PRICE 30/06/2025 (CAD)
Bausch Health Companies Inc.	TSX:BHC	46%	\$9.08
Bausch + Lomb Corporation	TSX:BLCO	15%	\$17.90
WELL Health Technologies Corp.	TSX:WELL	-1%	\$4.06
Cronos Group Inc.	TSX:CRON	-4%	\$2.61
dentalcorp Holdings Ltd.	TSX:DNTL	-5%	\$8.42

## Most Active in June 2025

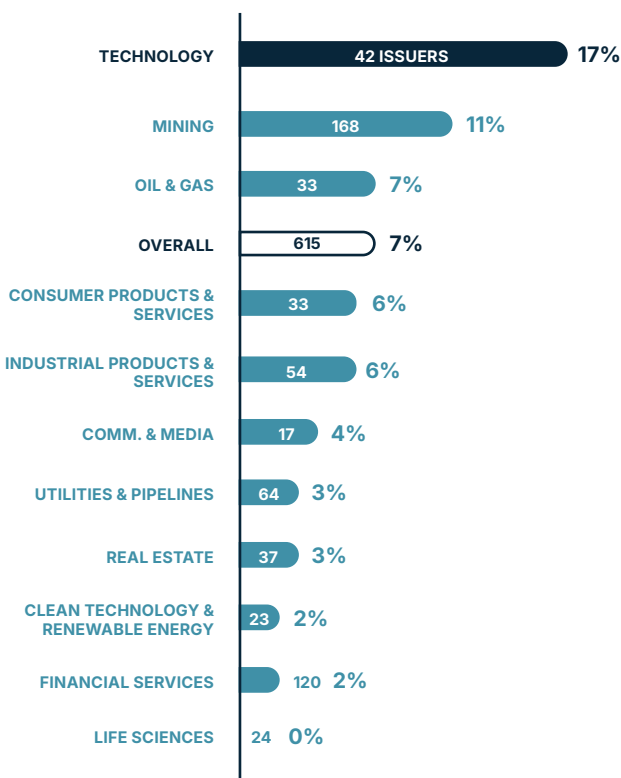
TOP COMPANIES	TICKER	VOLUME TRADED (MILLIONS OF SHARES)
Canadian Natural Resources Limited	TSX:CNQ	536.6
Suncor Energy Inc.	TSX:SU	264.9
Cenovus Energy Inc.	TSX:CVE	212.6
TC Energy Corporation	TSX:TRP	196.2
Manulife Financial Corporation	TSX:MFC	179.9
Baytex Energy Corp.	TSX:BTE	150.9
Enbridge Inc.	TSX:ENB	145.0
Whitecap Resources Inc.	TSX:WCP	132.5
The Bank of Nova Scotia	TSX:BNS	111.2
Pembina Pipeline Corporation	TSX:PPL	107.2

# Mid Cap

Market Cap \$100 Million to \$1 Billion

## Average Share Price Performance by Sector

### TOP PERFORMING SECTOR



## June 2025 Share Price Performance

TOP COMPANIES	TICKER	SHARE PRICE PERFORMANCE	SHARE PRICE 30/06/2025 (CAD)
St. Augustine Gold and Copper Limited	TSX:SAU	292%	\$0.26
LQWD Technologies Corp.	TSXV:LQWD	130%	\$4.95
Gatekeeper Systems Inc.	TSXV:GSI	128%	\$1.37
Digi Power X Inc.	TSXV:DGX	115%	\$3.76
Volatus Aerospace Inc.	TSXV:FLT	107%	\$0.29
Onyx Gold Corp.	TSXV:ONYX	79%	\$2.08
CyberCatch Holdings, Inc.	TSXV:CYBE	78%	\$4.28
Transat A.T. Inc.	TSX:TRZ	68%	\$2.77
District Metals Corp.	TSXV:DMX	67%	\$0.71
Lorne Park Capital Partners Inc.	TSXV:LPC	62%	\$2.19

## Technology

TOP COMPANIES	TICKER	SHARE PRICE PERFORMANCE	SHARE PRICE 30/06/2025 (CAD)
LQWD Technologies Corp.	TSXV:LQWD	130%	\$4.95
Gatekeeper Systems Inc.	TSXV:GSI	128%	\$1.37
Digi Power X Inc.	TSXV:DGX	115%	\$3.76
Volatus Aerospace Inc.	TSXV:FLT	107%	\$0.29
CyberCatch Holdings, Inc.	TSXV:CYBE	78%	\$4.28
Telesat Corporation	TSX:TSAT	50%	\$33.14
Alithya Group Inc.	TSX:ALYA	43%	\$2.44
Kraken Robotics Inc.	TSXV:PNG	28%	\$3.07
Calian Group Ltd.	TSX:CGY	27%	\$50.02
TELUS International (Cda) Inc.	TSX:TIXT	27%	\$4.95

## Most Active in June 2025

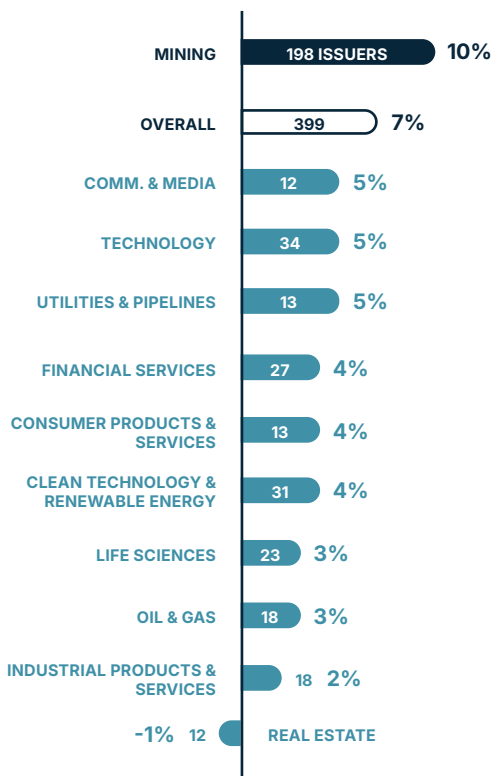
TOP COMPANIES	TICKER	VOLUME TRADED (MILLIONS OF SHARES)
Talon Metals Corp.	TSX:TLO	74.8
Anfield Energy Inc.	TSXV:AEC	66.4
Quantum eMotion Corp.	TSXV:QNC	55.8
Tilray Brands, Inc.	TSX:TLRY	45.3
Volatus Aerospace Inc.	TSXV:FLT	43.2
Canopy Growth Corporation	TSX:WEED	40.0
Americas Gold and Silver Corporation	TSX:USA	33.2
WonderFi Technologies Inc.	TSX:WNDR	33.0
Kraken Robotics Inc.	TSXV:PNG	32.7
Orezone Gold Corporation	TSX:ORE	31.4

# Small Cap

Market Cap \$25 Million to \$100 Million | June 2025

## Average Share Price Performance by Sector

### TOP PERFORMING SECTOR



## June 2025 Share Price Performance

TOP COMPANIES	TICKER	SHARE PRICE PERFORMANCE	SHARE PRICE 30/06/2025 (CAD)
Allegiant Gold Ltd.	TSXV:AUAU	160%	\$0.52
Oncolytics Biotech Inc.	TSX:ONC	126%	\$1.04
Burcon NutraScience Corporation	TSX:BU	101%	\$4.01
Voyageur Pharmaceuticals Ltd.	TSXV:VM	100%	\$0.33
Astra Exploration Inc.	TSXV:ASTR	88%	\$0.40
Golden Cross Resources Inc.	TSXV:AUX	85%	\$0.63
Future Fuels Inc.	TSXV:FTUR	83%	\$0.55
Reyna Silver Corp.	TSXV:RSLV	79%	\$0.13
Excellon Resources Inc.	TSXV:EXN	78%	\$0.24
Eastern Platinum Limited	TSX:ELR	73%	\$0.29

## Mining

TOP COMPANIES	TICKER	SHARE PRICE PERFORMANCE	SHARE PRICE 30/06/2025 (CAD)
Allegiant Gold Ltd.	TSXV:AUAU	160%	\$0.52
Voyageur Pharmaceuticals Ltd.	TSXV:VM	100%	\$0.33
Astra Exploration Inc.	TSXV:ASTR	88%	\$0.40
Golden Cross Resources Inc.	TSXV:AUX	85%	\$0.63
Future Fuels Inc.	TSXV:FTUR	83%	\$0.55
Reyna Silver Corp.	TSXV:RSLV	79%	\$0.13
Excellon Resources Inc.	TSXV:EXN	78%	\$0.24
Eastern Platinum Limited	TSX:ELR	73%	\$0.29
Brixton Metals Corporation	TSXV:BBB	71%	\$0.12
Bedford Metals Corp.	TSXV:BFM	62%	\$0.47

## Most Active in June 2025

TOP COMPANIES	TICKER	VOLUME TRADED (MILLIONS OF SHARES)
Silver Storm Mining Ltd.	TSXV:SVRS	65.8
1911 Gold Corporation	TSXV:AUMB	45.3
Defiance Silver Corp.	TSXV:DEF	40.8
Excellon Resources Inc.	TSXV:EXN	29.9
Ascot Resources Ltd.	TSX:AOT	24.1
Vizsla Copper Corp.	TSXV:VCU	20.6
GR Silver Mining Ltd.	TSXV:GRSL	20.0
Euro Sun Mining Inc.	TSX:ESM	19.3
Reyna Silver Corp.	TSXV:RSLV	19.3
Outcrop Silver & Gold Corporation	TSXV:OCG	18.8

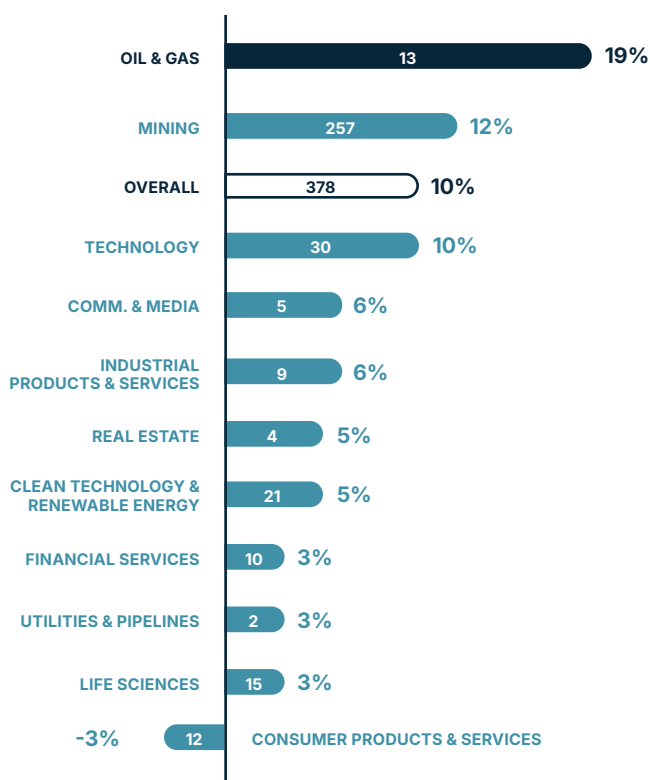


# Micro Cap

Market Cap < \$25 Million | June 2025

## Average Share Price Performance by Sector

### TOP PERFORMING SECTOR



## June 2025 Share Price Performance

TOP COMPANIES	TICKER	SHARE PRICE PERFORMANCE	SHARE PRICE 30/06/2025 (CAD)
Churchill Resources Inc.	TSXV:CRI	167%	\$0.04
Quri-Mayu Developments Ltd.	TSXV:QURI	167%	\$0.04
Optiva Inc.	TSX:OPT	154%	\$1.60
GT Resources Inc.	TSXV:GT	150%	\$0.05
US Copper Corp.	TSXV:USCU	120%	\$0.11
Ranchero Gold Corp.	TSXV:RNCH	110%	\$0.11
Nio Strategic Metals Inc.	TSXV:NIO	110%	\$0.11
SuperBuzz Inc.	TSXV:SPZ	108%	\$0.25
Altima Energy Inc.	TSXV:ARH	105%	\$0.41
Cosigo Resources Ltd.	TSXV:CSG	100%	\$0.12

## Oil & Gas

TOP COMPANIES	TICKER	SHARE PRICE PERFORMANCE	SHARE PRICE 30/06/2025 (CAD)
Altima Energy Inc.	TSXV:ARH	105%	\$0.41
Pulse Oil Corp.	TSXV:PUL	100%	\$0.02
East West Petroleum Corp.	TSXV:EW	33%	\$0.04
Fiddlehead Resources Corp.	TSXV:FHR	15%	\$0.15
Helium Evolution Incorporated	TSXV:HEVI	9%	\$0.19
Tenth Avenue Petroleum Corp.	TSXV:TPC	6%	\$0.09
Desert Mountain Energy Corp.	TSXV:DME	5%	\$0.20
Prospera Energy Inc.	TSXV:PEI	0%	\$0.03
Southern Energy Corp.	TSXV:SOU	0%	\$0.06
MCF Energy Ltd.	TSXV:MCF	0%	\$0.05

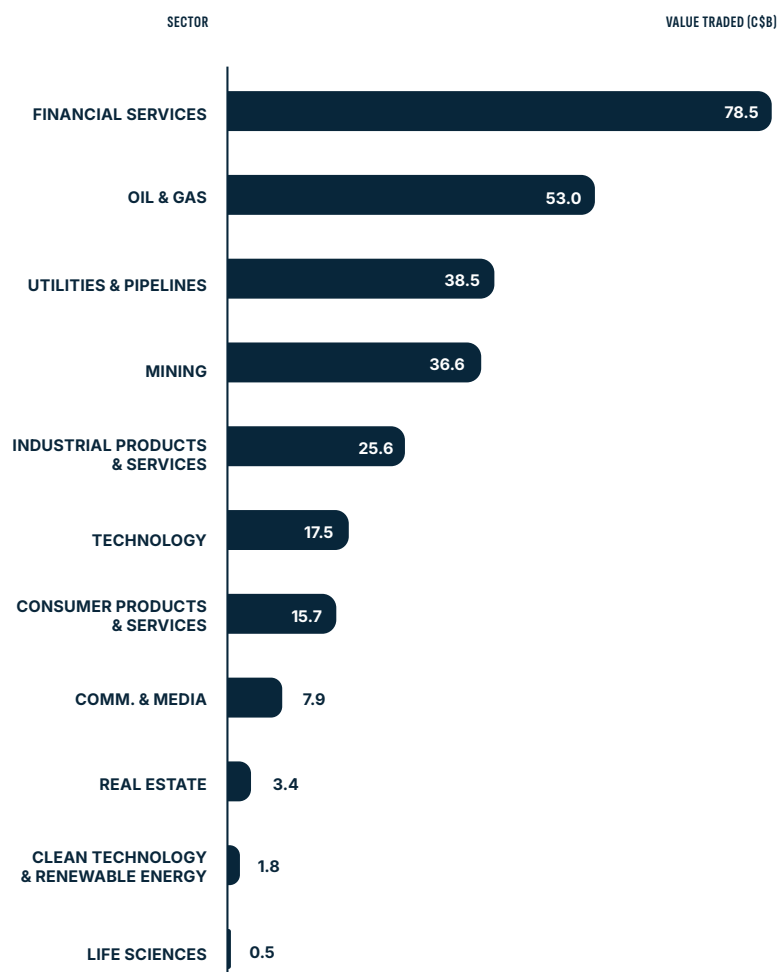
## Most Active in June 2025

TOP COMPANIES	TICKER	VOLUME TRADED (MILLIONS OF SHARES)
Alset AI Ventures Inc.	TSXV:GPUS	25.0
Simply Solventless Concentrates Ltd.	TSXV:HASH	24.2
GT Resources Inc.	TSXV:GT	22.2
Voxtur Analytics Corp.	TSXV:VXTR	21.6
Aisix Solutions Inc.	TSXV:AISX	19.3
Blue Sky Uranium Corp.	TSXV:BSK	18.6
Churchill Resources Inc.	TSXV:CRI	16.9
Clean Air Metals Inc.	TSXV:AIR	15.0
SPC Nickel Corp.	TSXV:SPC	13.9
Grid Battery Metals Inc.	TSXV:CELL	13.3

## Top TSX and TSXV Indices in June 2025

	PERFORMANCE
S&P/TSX Venture Energy Index	10%
S&P/TSX Health Care Index	10%
S&P/TSX Venture Materials Index	8%
S&P/TSX Venture Composite Index	6%
S&P/TSX Energy Index	5%
S&P/TSX Venture Industrials Index	5%
S&P/TSX Information Technology Index	5%
S&P/TSX Venture Information Technology Index	4%
S&P/TSX Materials Index	4%
S&P/TSX Communication Services Index	4%

## Value Traded by Sector in June 2025



# For more information

**Richard Goodman**

Managing Director, Global Capital Development & Business Transformation

E [richard.goodman@tmx.com](mailto:richard.goodman@tmx.com)



**tsx.com/mig**

As at June 30, 2025, unless otherwise noted. Companies were subject to a minimum trading value to qualify for analysis. ©2025 TSX Inc. All rights reserved. The information in this document is provided for informational purposes only. This document, and certain of the information contained in this document, is TSX Inc.'s proprietary information. Do not disclose, copy, distribute, sell or modify this document or any of its contents without TSX Inc.'s prior written consent. Neither TMX Group Limited nor any of its affiliates represents, warrants or guarantees the completeness or accuracy of the information contained in this document and they are not responsible for any errors or omissions in or your use of, or reliance on, the information. The information in this document is provided with the express condition, to which by making use thereof you expressly consent, that no liability shall be incurred by TMX Group Limited and/or any of its affiliates as a result of any errors or omissions herein or any use or reliance upon the information. TMX Group Limited and its affiliates are not responsible for any errors or omissions in, or your use of, information accessed through links to any third party sites, and the views, comments, opinions and advice of any third party, in this document or on any third party site, reflect those of the individual authors only and are not necessarily endorsed by TMX Group Limited and its affiliates. TMX Group Limited and its affiliates have not prepared, reviewed or updated the content of any third party sites, and assume no responsibility for such information. The information provided is not an invitation to purchase securities listed on Toronto Stock Exchange or TSX Venture Exchange. TMX Group Limited and its affiliates do not endorse or recommend any of the referenced securities or issuers, and this document does not, nor should it be construed as, providing any trading, legal, accounting, tax, investment, business, financial or other advice, and you should not rely on it for such purposes. Professional advisors should be consulted. Listing on Toronto Stock Exchange or TSX Venture Exchange does not guarantee the future performance of a security or an issuer. The S&P/TSX 60 Index and the S&P/TSX Composite Index (the "S&P/TSX Indices") are products of S&P Dow Jones Indices LLC or its affiliates ("SPDJI") and TSX Inc. ("TSX"). Standard & Poor's® and S&P® are registered trademarks of Standard & Poor's Financial Services LLC ("S&P"); Dow Jones® is a registered trademark of Dow Jones Trademark Holdings LLC ("Dow Jones"); and TSX® is a registered trademark of TSX. SPDJI, Dow Jones, S&P, their respective affiliates and TSX do not sponsor, endorse, sell or promote any products based on the S&P/TSX Indices and none of such parties make any representation regarding the advisability of investing in such product(s) nor do they have any liability for any errors, omissions or interruptions of the S&P/TSX Indices or any data related thereto. TMX, the TMX design, Toronto Stock Exchange, TSX, TSXV, TSX Venture Exchange, The Future is Yours to See, and Voir le futur. Réaliser l'avenir. are the trademarks of TSX Inc. All other trademarks used herein are the property of their respective owners.