

JULY 2025

Investor Insights

Brought to you by **Toronto Stock Exchange** and **TSX Venture Exchange**.

Four Takeaways For Investors

The following are some key observations of TSX and TSX Venture Exchange markets:

1. Markets Remain Positive in July

July saw overall gains across all market cap segments: Large Cap +2%, Mid Cap +6%, Small Cap +6%, and Micro Cap +9%.

2. Innovation Sectors on Top

Innovation was the top performing sector in July for Large Cap (+12%, Life Sciences), and Mid Cap (+9%, Technology).

3. Venture Technology Top Index

The S&P/TSX Venture Information Technology Index was the top performing index in July with a gain of +10%.

4. Dollar Value Traded Trends Up and Down

Dollar value traded in July is down compared to last month (-7%), but up from the same month last year (+24%).



 **SUBSCRIBE TO OUR
MARKET INTELLIGENCE
REPORTS**

[CLICK HERE !\[\]\(4f6bf54ae7e4144a72d78316053e412d_img.jpg\) FOR MORE INFORMATION](#)

July 2025 Share Price Performance

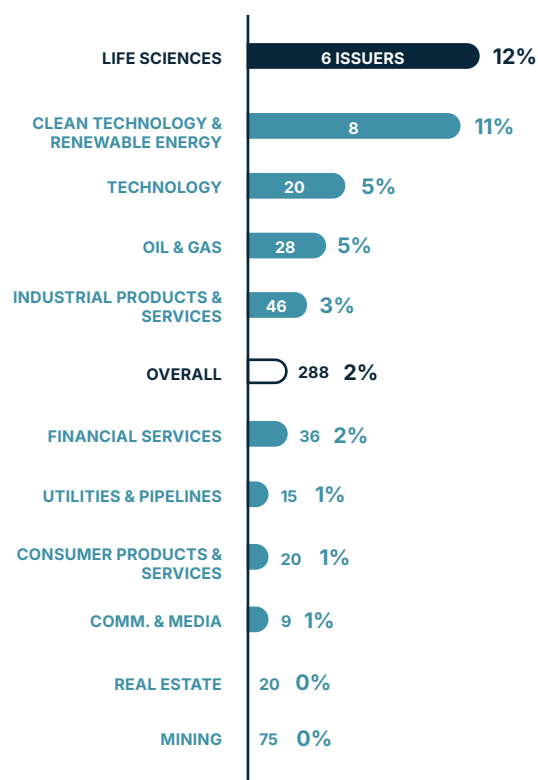
TOP COMPANIES	TICKER	SHARE PRICE PERFORMANCE	SHARE PRICE 31/07/2025 (CAD)
Curaleaf Holdings, Inc.	TSX:CURA	64%	\$1.89
Energy Fuels Inc.	TSX:EFR	60%	\$12.57
5N Plus Inc.	TSX:VNP	38%	\$12.37
Marimaca Copper Corp.	TSX:MARI	38%	\$9.90
Bombardier Inc.	TSX:BBD.B	36%	\$161.57
Bombardier Inc.	TSX:BBD.A	36%	\$161.35
Galaxy Digital Inc.	TSX:GLXY	32%	\$39.30
Celestica Inc.	TSX:CLS	30%	\$277.01
Novagold Resources Inc.	TSX:NG	28%	\$7.17
Perpetua Resources Corp.	TSX:PPTA	27%	\$20.95

Large Cap

Market Cap >\$1 Billion | July 2025

Average Share Price Performance by Sector

TOP PERFORMING SECTOR



Life Sciences

TOP COMPANIES	TICKER	SHARE PRICE PERFORMANCE	SHARE PRICE 31/07/2025 (CAD)
Curaleaf Holdings, Inc.	TSX:CURA	64%	\$1.89
WELL Health Technologies Corp.	TSX:WELL	13%	\$4.57
Bausch + Lomb Corporation	TSX:BLCO	6%	\$18.94
Cronos Group Inc.	TSX:CRON	5%	\$2.74
dentalcorp Holdings Ltd.	TSX:DNTL	-4%	\$8.07
Bausch Health Companies Inc.	TSX:BHC	-10%	\$8.17

Most Active in July 2025

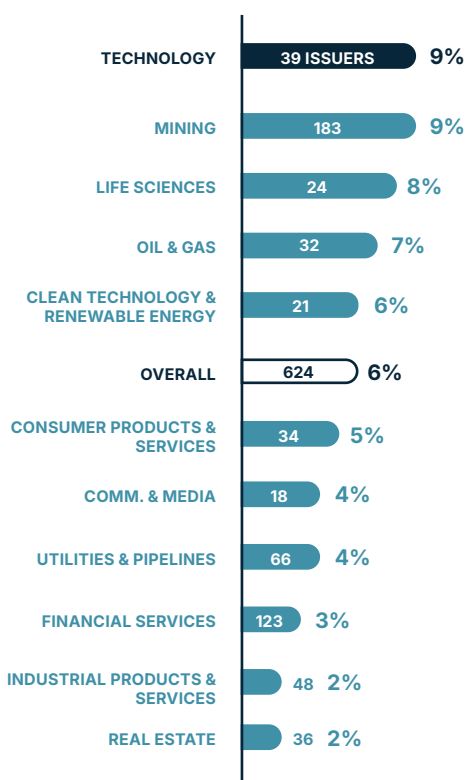
TOP COMPANIES	TICKER	VOLUME TRADED (MILLIONS OF SHARES)
Canadian Natural Resources Limited	TSX:CNQ	231.6
The Toronto-Dominion Bank	TSX:TD	214.5
Enbridge Inc.	TSX:ENB	133.3
Whitecap Resources Inc.	TSX:WCP	146.3
Baytex Energy Corp.	TSX:BTE	119.5
TC Energy Corporation	TSX:TRP	155.6
Manulife Financial Corporation	TSX:MFC	110.5
The Bank of Nova Scotia	TSX:BNS	102.9
Royal Bank of Canada	TSX:RY	102.6

Mid Cap

Market Cap \$100 Million to \$1 Billion | July 2025

Average Share Price Performance by Sector

TOP PERFORMING SECTOR



July 2025 Share Price Performance

TOP COMPANIES	TICKER	SHARE PRICE PERFORMANCE	SHARE PRICE 31/07/2025 (CAD)
Mkango Resources Ltd.	TSXV:MKA	155%	\$0.70
Gold Reserve Inc.	TSXV:GRZ	102%	\$5.46
Titan Mining Corporation	TSX:TI	96%	\$1.35
Volatus Aerospace Inc.	TSXV:FLT	93%	\$0.56
RF Capital Group Inc.	TSX:RCG	90%	\$19.73
Metavista3D Inc.	TSXV:DDD	75%	\$2.27
Horizon Copper Corp.	TSXV:HCU	72%	\$1.94
RF Capital Group Inc.	TSX:RCG.PR.B	66%	\$24.90
E3 Lithium Ltd.	TSXV:ETL	63%	\$1.42
Benz Mining Corp.	TSXV:BZ	62%	\$0.63

Technology

TOP COMPANIES	TICKER	SHARE PRICE PERFORMANCE	SHARE PRICE 31/07/2025 (CAD)
Volatus Aerospace Inc.	TSXV:FLT	93%	\$0.56
Metavista3D Inc.	TSXV:DDD	75%	\$2.27
Intermap Technologies Corporation	TSX:IMP	57%	\$3.37
Bitfarms Ltd.	TSX:BITF	55%	\$1.75
Vitalhub Corp.	TSX:VHI	26%	\$13.76
Hive Digital Technologies Ltd.	TSXV:HIVE	21%	\$2.97
Coveo Solutions Inc.	TSX:CVO	17%	\$9.02
Dye & Durham Limited	TSX:DND	17%	\$11.19
D2L Inc.	TSX:DTOL	15%	\$15.98
illumina Holdings Inc.	TSX:ILLM	15%	\$2.19

Most Active in July 2025

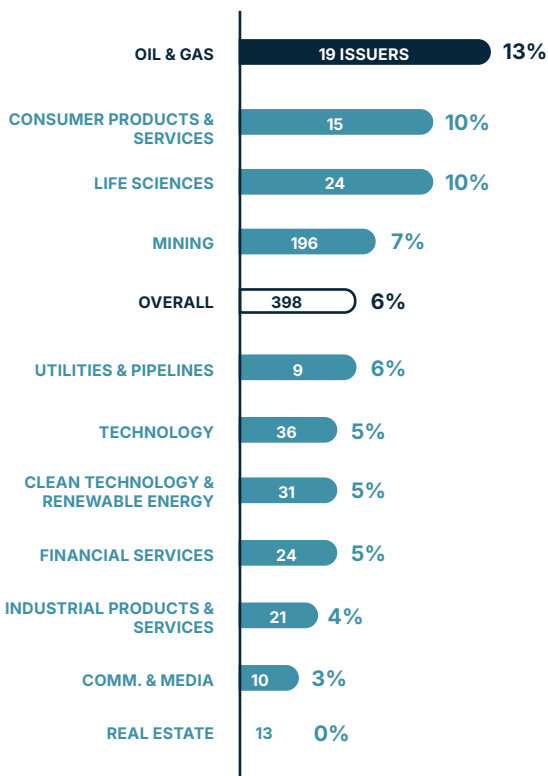
TOP COMPANIES	TICKER	VOLUME TRADED (MILLIONS OF SHARES)
Volatus Aerospace Inc.	TSXV:FLT	163.8
Anfield Energy Inc.	TSXV:AEC	75.4
Northern Dynasty Minerals Ltd.	TSX:NDM	73.2
Silver Storm Mining Ltd.	TSXV:SVRS	66.1
Bitfarms Ltd.	TSX:BITF	54.0
Tilray Brands, Inc.	TSX:TLRY	49.8
Canopy Growth Corporation	TSX:WEED	48.3
Talon Metals Corp.	TSX:TLO	44.7
Hive Digital Technologies Ltd.	TSXV:HIVE	42.8
First Mining Gold Corp.	TSX:FF	38.3

Small Cap

Market Cap \$25 Million to \$100 Million | July 2025

Average Share Price Performance by Sector

TOP PERFORMING SECTOR



July 2025 Share Price Performance

TOP COMPANIES	TICKER	SHARE PRICE PERFORMANCE	SHARE PRICE 31/07/2025 (CAD)
Altima Energy Inc.	TSXV:ARH	171%	\$1.11
Resverlogix Corp.	TSX:RVX	150%	\$0.10
Aluula Composites Inc.	TSXV:AUUA	150%	\$1.55
Lithium South Development Corporation	TSXV:LIS	121%	\$0.31
Silver Mountain Resources Inc.	TSXV:AGMR	118%	\$1.48
Rackla Metals Inc.	TSXV:RAK	103%	\$0.66
CGX Energy Inc.	TSXV:OYL	89%	\$0.17
Purepoint Uranium Group Inc.	TSXV:PTU	83%	\$0.44
Helius Minerals Limited	TSXV:HHH	83%	\$1.28
MiMedia Holdings Inc.	TSXV:MIM	82%	\$0.90

Oil & Gas

TOP COMPANIES	TICKER	SHARE PRICE PERFORMANCE	SHARE PRICE 31/07/2025 (CAD)
Altima Energy Inc.	TSXV:ARH	171%	\$1.11
CGX Energy Inc.	TSXV:OYL	89%	\$0.17
Lotus Creek Exploration Inc.	TSXV:LTC	24%	\$1.25
New Stratus Energy Inc.	TSXV:NSE	23%	\$0.40
ROK Resources Inc.	TSXV:ROK	16%	\$0.22
Jericho Energy Ventures Inc.	TSXV:JEV	4%	\$0.14
Cenovus Energy Inc.	TSX:CVE.PR.B	2%	\$23.84
Source Rock Royalties Ltd.	TSXV:SRR	2%	\$0.87
Prairie Provident Resources Inc.	TSX:PPR	0%	\$0.03
Wilton Resources Inc.	TSXV:WIL	0%	\$0.60

Most Active in July 2025

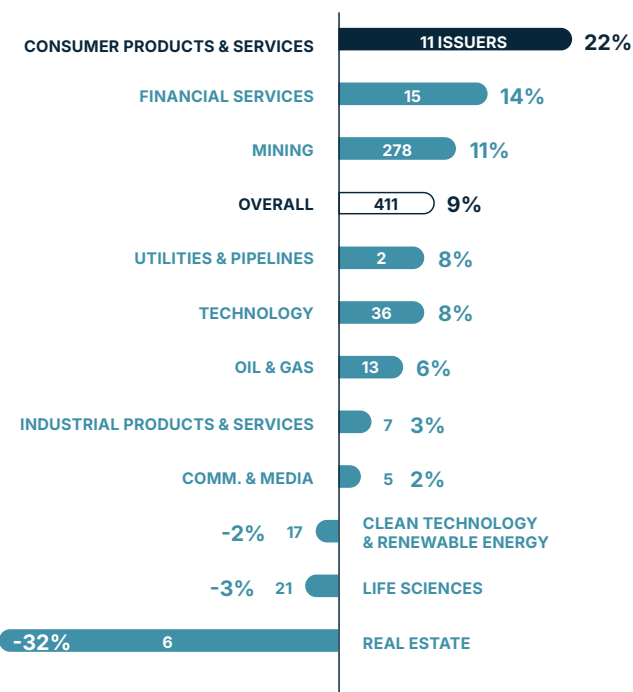
TOP COMPANIES	TICKER	VOLUME TRADED (MILLIONS OF SHARES)
Defiance Silver Corp.	TSXV:DEF	40.3
1911 Gold Corporation	TSXV:AUMB	36.3
White Gold Corp.	TSXV:WGO	31.7
Red Pine Exploration Inc.	TSXV:RPX	26.4
Altima Energy Inc.	TSXV:ARH	25.4
Baru Gold Corp.	TSXV:BARU	24.1
Excellon Resources Inc.	TSXV:EXN	23.7
Freeman Gold Corp.	TSXV:FMAN	22.2
GR Silver Mining Ltd.	TSXV:GRSL	20.4
Argenta Silver Corp.	TSXV:AGAG	20.3

Micro Cap

Market Cap < \$25 Million | July 2025

Average Share Price Performance by Sector

TOP PERFORMING SECTOR



July 2025 Share Price Performance

TOP COMPANIES	TICKER	SHARE PRICE PERFORMANCE	SHARE PRICE 31/07/2025 (CAD)
Lupaka Gold Corp.	TSXV:LPK	273%	\$0.28
Golden Sky Minerals Corp.	TSXV:AUEN	254%	\$0.46
Happy Creek Minerals Ltd.	TSXV:HPY	178%	\$0.13
Adex Mining Inc.	TSXV:ADE	150%	\$0.03
Enthusiast Gaming Holdings Inc.	TSX:EGLX	136%	\$0.13
Churchill Resources Inc.	TSXV:CRI	113%	\$0.09
Consolidated Lithium Metals Inc.	TSXV:CLM	100%	\$0.02
Grid Metals Corp.	TSXV:GRDM	100%	\$0.07
Kirkland Lake Discoveries Corp.	TSXV:KLDC	100%	\$0.08
Kirkstone Metals Corp.	TSXV:KSM	100%	\$0.30

Consumer Products & Services

TOP COMPANIES	TICKER	SHARE PRICE PERFORMANCE	SHARE PRICE 31/07/2025 (CAD)
Pathfinder Ventures Inc.	TSXV:RV	86%	\$0.07
ESE Entertainment Inc.	TSXV:ESE	71%	\$0.06
Rumbu Holdings Ltd.	TSXV:RMB	47%	\$0.88
Goodfood Market Corp.	TSX:FOOD	25%	\$0.18
Flow Beverage Corp.	TSX:FLOW	20%	\$0.06
PesoRama Inc.	TSXV:PESO	9%	\$0.18
Aimia Inc.	TSX:AIM.PR.C	5%	\$20.30
Aimia Inc.	TSX:AIM.PR.A	3%	\$19.50
Fort Technology Inc.	TSXV:FORT	0%	\$0.18
Global Education Communities Corp.	TSX:GEC	-8%	\$0.29

Most Active in July 2025

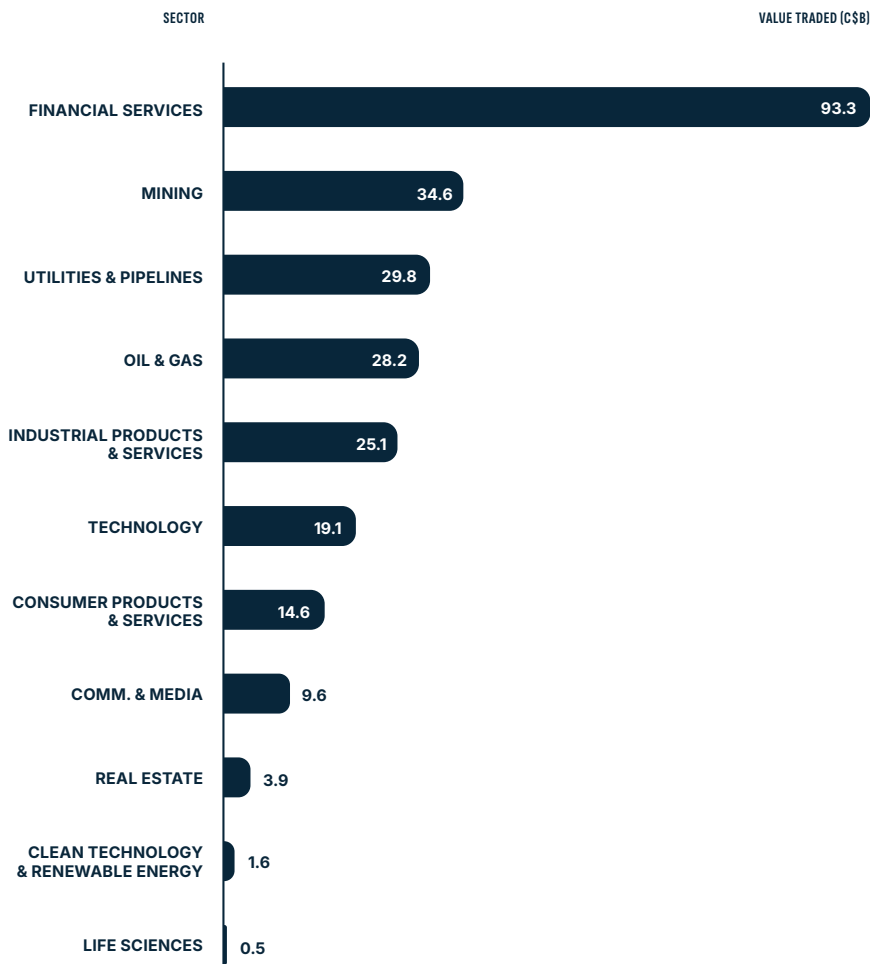
TOP COMPANIES	TICKER	VOLUME TRADED (MILLIONS OF SHARES)
Gold Mountain Mining Corp.	TSX:GMTN	97.5
Alset AI Ventures Inc.	TSXV:GPUS	26.9
First Andes Silver Ltd.	TSXV:FAS	23.3
Scandium Canada Ltd.	TSXV:SCD	22.4
US Copper Corp.	TSXV:USCU	22.1
Consolidated Lithium Metals Inc.	TSXV:CLM	21.3
Kermode Resources Ltd.	TSXV:KLM	18.8
Sirios Resources Inc.	TSXV:SOI	17.5
Churchill Resources Inc.	TSXV:CRI	14.9
Recyclico Battery Materials Inc.	TSXV:AMY	14.8

Top TSX and TSXV Indices in July 2025

PERFORMANCE

S&P/TSX Venture Information Technology Index	10%
S&P/TSX Venture Composite Index	5%
S&P/TSX Information Technology Index	5%
S&P/TSX Venture Materials Index	4%
S&P/TSX Communication Services Index	4%
S&P/TSX Venture Real Estate Index	4%
S&P/TSX Energy Index	4%
S&P/TSX Consumer Discretionary Index	3%
S&P/TSX Venture Energy Index	3%
S&P/TSX Utilities Index	3%

Value Traded by Sector in July 2025



For more information

Richard Goodman

Managing Director, Global Capital Development & Business Transformation

E richard.goodman@tmx.com



tsx.com/mig

As at July 31, 2025, unless otherwise noted. Companies were subject to a minimum trading value to qualify for analysis. ©2025 TSX Inc. All rights reserved. The information in this document is provided for informational purposes only. This document, and certain of the information contained in this document, is TSX Inc.'s proprietary information. Do not disclose, copy, distribute, sell or modify this document or any of its contents without TSX Inc.'s prior written consent. Neither TMX Group Limited nor any of its affiliates represents, warrants or guarantees the completeness or accuracy of the information contained in this document and they are not responsible for any errors or omissions in or your use of, or reliance on, the information. The information in this document is provided with the express condition, to which by making use thereof you expressly consent, that no liability shall be incurred by TMX Group Limited and/or any of its affiliates as a result of any errors or omissions herein or any use or reliance upon the information. TMX Group Limited and its affiliates are not responsible for any errors or omissions in, or your use of, information accessed through links to any third party sites, and the views, comments, opinions and advice of any third party, in this document or on any third party site, reflect those of the individual authors only and are not necessarily endorsed by TMX Group Limited and its affiliates. TMX Group Limited and its affiliates have not prepared, reviewed or updated the content of any third party sites, and assume no responsibility for such information. The information provided is not an invitation to purchase securities listed on Toronto Stock Exchange or TSX Venture Exchange. TMX Group Limited and its affiliates do not endorse or recommend any of the referenced securities or issuers, and this document does not, nor should it be construed as, providing any trading, legal, accounting, tax, investment, business, financial or other advice, and you should not rely on it for such purposes. Professional advisors should be consulted. Listing on Toronto Stock Exchange or TSX Venture Exchange does not guarantee the future performance of a security or an issuer. The S&P/TSX 60 Index and the S&P/TSX Composite Index (the "S&P/TSX Indices") are products of S&P Dow Jones Indices LLC or its affiliates ("SPDJI") and TSX Inc. ("TSX"). Standard & Poor's® and S&P® are registered trademarks of Standard & Poor's Financial Services LLC ("S&P"); Dow Jones® is a registered trademark of Dow Jones Trademark Holdings LLC ("Dow Jones"); and TSX® is a registered trademark of TSX. SPDJI, Dow Jones, S&P, their respective affiliates and TSX do not sponsor, endorse, sell or promote any products based on the S&P/TSX Indices and none of such parties make any representation regarding the advisability of investing in such product(s) nor do they have any liability for any errors, omissions or interruptions of the S&P/TSX Indices or any data related thereto. TMX, the TMX design, Toronto Stock Exchange, TSX, TSXV, TSX Venture Exchange, The Future is Yours to See, and Voir le futur. Réaliser l'avenir. are the trademarks of TSX Inc. All other trademarks used herein are the property of their respective owners.