

# TSX30

2025

TSX30™ is a ranking of the 30 top-performing companies on Toronto Stock Exchange based on three-year dividend-adjusted share price performance.

## KEY HIGHLIGHTS

- ◆ **431%**

average 3-Year Share Price Appreciation
- ◆ **\$358B+**

in Market Capitalization Creation on TSX Over 3 Years
- ◆ **27 COMPANIES**

Headquartered in Canada
- ◆ **14 COMPANIES**

Graduated from TSX Venture Exchange

## COMPANY HEADQUARTERS



- |                              |  |                                  |
|------------------------------|--|----------------------------------|
| <b>1</b> Company in Alberta  | <b>7</b> Companies in British Columbia | <b>15</b> Companies in Ontario   |
| <b>3</b> Companies in Québec | <b>1</b> Company in Saskatchewan       | <b>3</b> International Companies |

- Ranking Methodology:**
- Corporate operating business listed on TSX on June 30, 2025.
  - Listed on TSX for a minimum of 3 years or if a TSX Venture Exchange graduate, a combination of TSX and TSXV for a minimum of 3 years with at least 1 year on TSX.
  - Closing share price of at least \$0.50 on June 30, 2022.
  - Minimum market cap of \$75 million on June 30, 2022.

This left 517 companies that qualified for the 2025 TSX30 ranking. These companies were ranked based on a 3-year dividend-adjusted share price performance.

Historical share prices have been adjusted for dividends and/or stock consolidations. TSX considered companies' compliance with Exchange requirements and exercised discretion when determining qualified candidates. All data current as of June 30, 2025. All currencies reported in Canadian dollars.

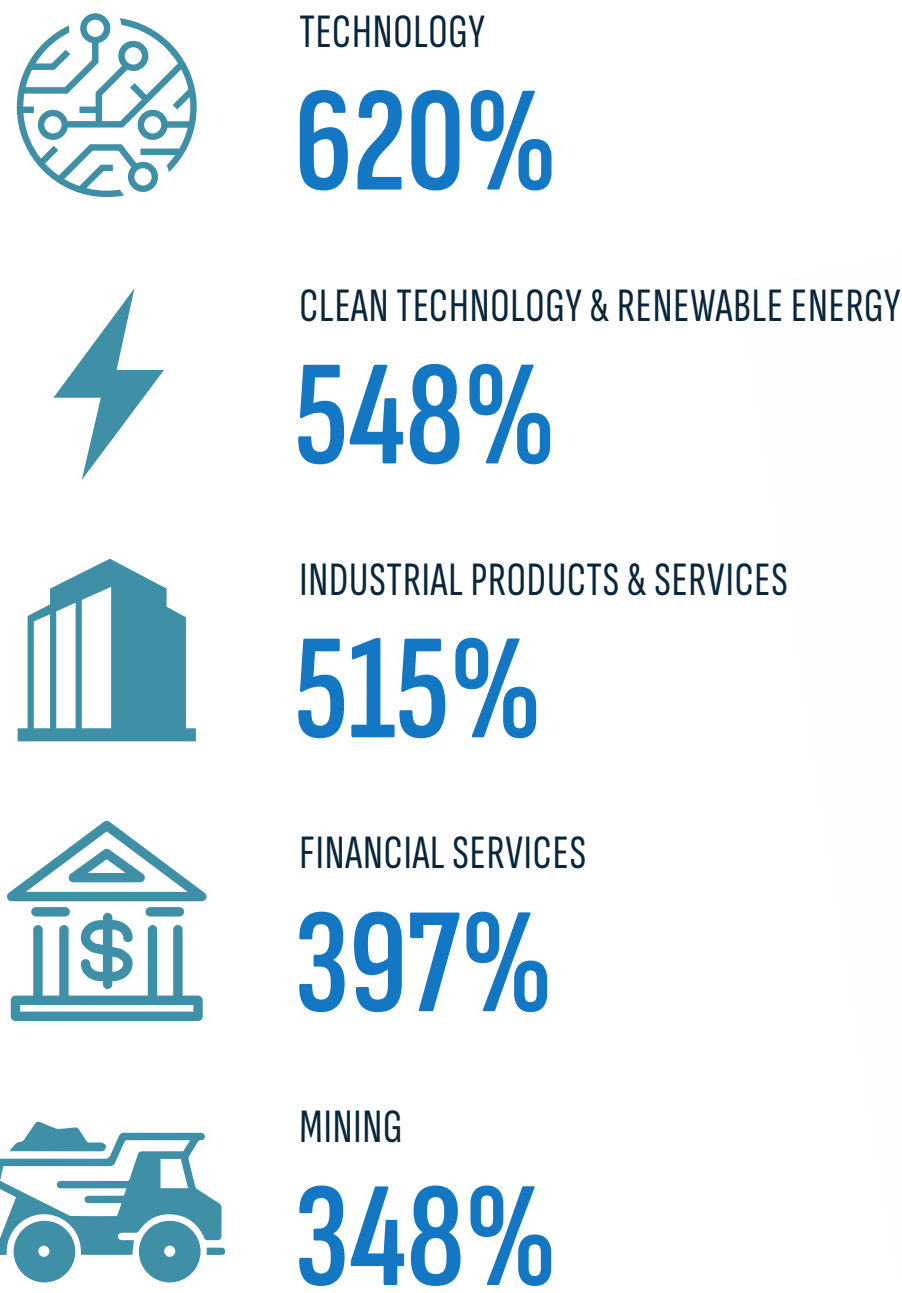
Source: TSX/TSXV Market Intelligence Group. Historical dividend-adjusted share prices from S&P Capital IQ.

## 3-YEAR MARKET CAP CHANGE



## AVERAGE RETURNS BY SECTOR

Based on 3-year dividend-adjusted share price performance














































Copyright © 2025 TSX Inc. All rights reserved. Do not copy, distribute, sell or modify this publication without TSX Inc.'s prior written consent. This information is provided for information purposes only. Neither TMX Group Limited nor any of its affiliated companies guarantees the completeness of the information contained in this publication, and we are not responsible for any errors or omissions in or your use of, or reliance on, the information. This publication is not intended to provide legal, accounting, tax, investment, financial or other advice and should not be relied upon for such advice. The information provided is not an invitation to purchase securities listed on Toronto Stock Exchange and/or TSX Venture Exchange. TMX Group and its affiliated companies do not endorse or recommend any securities referenced in this publication. TMX, the TMX design, TMX Group, Toronto Stock Exchange, TSX, TSX30, the TSX30 design, TSX Venture Exchange, and TSXV are the trademarks of TSX Inc.

[tsx.com/tsx30](https://tsx.com/tsx30) ◆ #TSX30

TSX30

2025 Ranking

Ranking		Ticker	Company Name	Share Price Performance	Market Cap (C\$) June 30, 2022	Market Cap (C\$) June 30, 2025	Sector	HQ Location	TSXV Grad
1		CLS	Celestica Inc.	1599%	1,320,750,312	24,469,747,381	Technology	ON	
2		LUG	Lundin Gold Inc.	775%	1,933,185,031	17,344,042,844	Mining	BC	
3		HPS.A	Hammond Power Solutions Inc.	738%	135,634,175	1,144,752,448	Industrial Products & Services	ON	
4		TVK	TerraVest Industries Inc.	661%	398,364,091	3,667,051,025	Industrial Products & Services	AB	
5		ASM	Avino Silver & Gold Mines Ltd.	610%	80,982,686	711,151,298	Mining	BC	
6		PRL	Propel Holdings Inc.	560%	196,737,858	1,472,267,936	Technology	ON	
7		VNP	5N Plus Inc.	548%	121,895,726	796,266,141	Clean Technology & Renewable Energy	QC	
8		GLXY	Galaxy Digital Holdings Ltd.	517%	541,086,767	4,925,159,736	Financial Services	USA	
9		BBD.B	Bombardier Inc.	514%	1,649,423,729	10,408,440,127	Industrial Products & Services	QC	
10		AIL	Almonty Industries Inc.	427%	183,583,420	1,293,340,133	Mining	ON	
11		NGD	New Gold Inc.	394%	934,494,106	5,359,582,313	Mining	ON	
12		K	Kinross Gold Corporation	394%	5,604,058,957	26,106,060,110	Mining	ON	
13		IMG	IAMGOLD Corporation	385%	991,450,676	5,768,082,450	Mining	ON	
14		TXG	Torex Gold Resources Inc.	347%	853,269,619	3,829,245,822	Mining	ON	
15		MDA	MDA Space Ltd.	340%	951,526,582	4,321,508,768	Technology	ON	
16		ATRL	AtkinsRéalis Group Inc.	334%	3,865,760,806	16,568,289,039	Industrial Products & Services	QC	
17		BDT	Bird Construction Inc.	330%	359,121,100	1,594,471,704	Industrial Products & Services	ON	
18		VHI	Vitalhub Corp.	310%	115,745,189	611,787,143	Technology	ON	
19		AGI	Alamos Gold Inc.	310%	3,471,927,313	15,221,408,928	Mining	ON	
20		SHOP	Shopify Inc.	290%	45,994,395,034	191,375,610,626	Technology	ON	
21		PPTA	Perpetua Resources Corp.	290%	267,068,522	1,715,879,431	Mining	USA	
22		OLA	Orla Mining Ltd.	289%	892,492,300	4,447,911,219	Mining	BC	
23		CCO	Cameco Corporation	277%	10,698,219,026	44,024,867,076	Mining	SK	
24		FFH	Fairfax Financial Holdings Limited	276%	16,275,812,489	55,636,962,732	Financial Services	ON	
25		CGG	China Gold International Resources Corp. Ltd.	274%	1,312,736,035	4,903,638,125	Mining	China	
26		DPM	Dundee Precious Metals Inc.	264%	1,146,853,348	3,651,926,757	Mining	ON	
27		ELD	Eldorado Gold Corporation	238%	1,516,256,018	5,687,222,033	Mining	BC	
28		GAU	Galiano Gold Inc.	226%	119,220,030	445,975,157	Mining	BC	
29		SKE	Skeena Resources Limited	219%	474,585,233	2,486,088,816	Mining	BC	
30		TKO	Taseko Mines Limited	205%	403,791,456	1,358,390,128	Mining	BC	