

Four Takeaways For Investors

The following are some key observations of TSX and TSX Venture Exchange markets:

AUGUST 2025

Investor Insights

Brought to you by **Toronto Stock Exchange** and **TSX Venture Exchange**.

1. Markets Up in August

August saw overall gains across all market cap segments: Large Cap +8%, Mid Cap +8%, Small Cap +9%, and Micro Cap +10%.

2. Life Sciences and Mining on Top

Life Sciences was the top performing sector in August for Large Cap (+34%) and Mid Cap (+29%), while Mining took the top spot for Small Cap (+16%) and Micro Cap (+14%).

3. Venture Health Care Top Index

The S&P/TSX Venture Health Care Index was the top performing index in August with a gain of +18%.

4. Dollar Value Traded Trends Up and Down

Dollar value traded in August is down slightly compared to last month (-1%), but up from the same month last year (+21%).



 **SUBSCRIBE TO OUR
MARKET INTELLIGENCE
REPORTS**

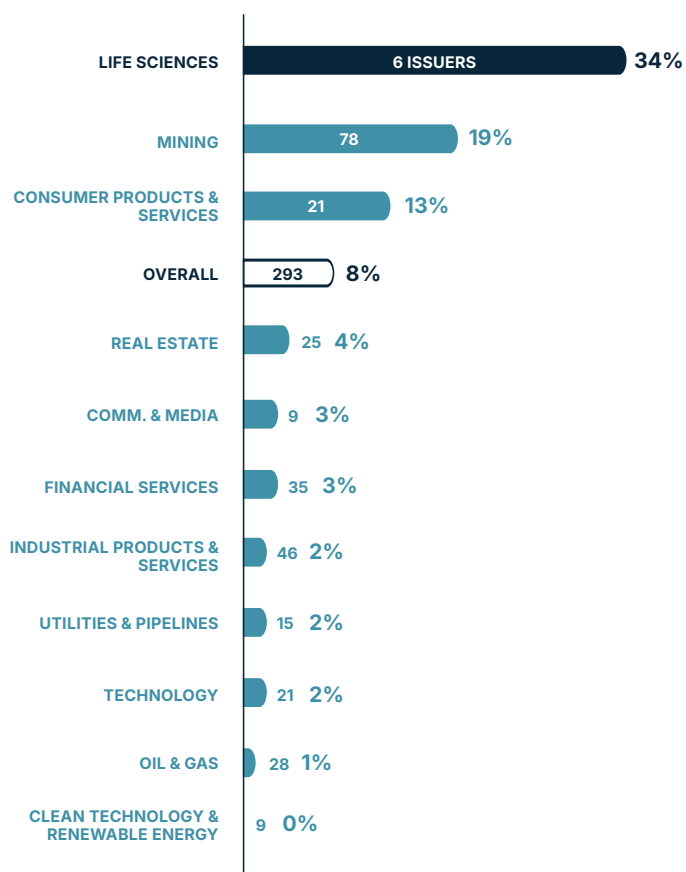
CLICK HERE [↗](#) FOR MORE INFORMATION

Large Cap

Market Cap >\$1 Billion | August 2025

Average Share Price Performance by Sector

TOP PERFORMING SECTOR



August 2025 Share Price Performance

TOP COMPANIES	TICKER	SHARE PRICE PERFORMANCE	SHARE PRICE 31/08/2025 (CAD)
Tilray Brands, Inc.	TSX:TLRY	139%	\$1.89
Curaleaf Holdings, Inc.	TSX:CURA	139%	\$4.51
China Gold International Resources Corp. Ltd.	TSX:CGG	67%	\$20.04
Guardian Capital Group Limited	TSX:GCG.A	62%	\$66.90
SSR Mining Inc.	TSX:SSRM	60%	\$26.50
Collective Mining Ltd.	TSX:CNL	43%	\$17.97
Equinox Gold Corp.	TSX:EQX	42%	\$12.01
New Gold Inc.	TSX:NGD	40%	\$8.10
Mineros S.A.	TSX:MSA	39%	\$3.51
Westgold Resources Limited	TSX:WGX	37%	\$3.11

Life Sciences

TOP COMPANIES	TICKER	SHARE PRICE PERFORMANCE	SHARE PRICE 31/08/2025 (CAD)
Curaleaf Holdings, Inc.	TSX:CURA	139%	\$4.51
Cronos Group Inc.	TSX:CRON	30%	\$3.56
Bausch Health Companies Inc.	TSX:BHC	24%	\$10.16
Bausch + Lomb Corporation	TSX:BLCO	6%	\$19.99
WELL Health Technologies Corp.	TSX:WELL	5%	\$4.78
dentalcorp Holdings Ltd.	TSX:DNTL	1%	\$8.12

Most Active in August 2025

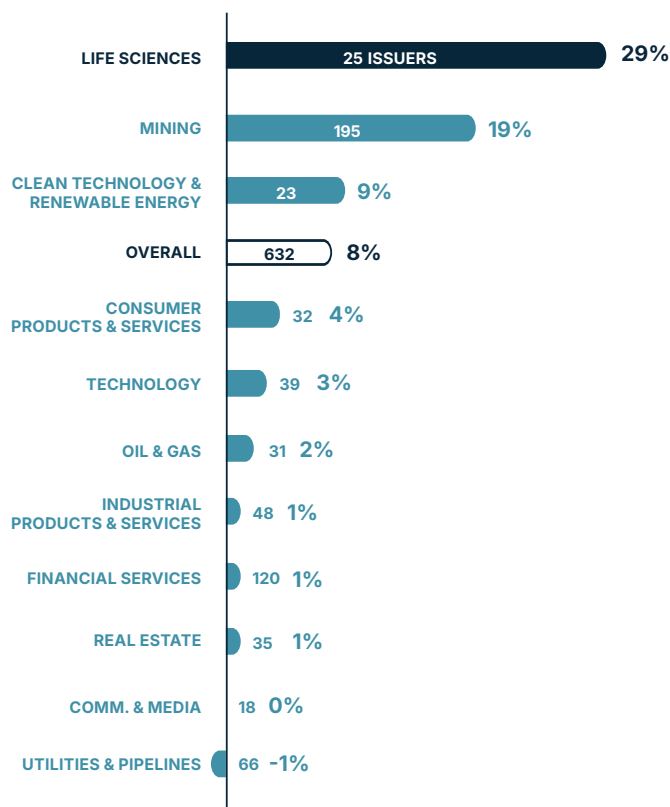
TOP COMPANIES	TICKER	VOLUME TRADED (MILLIONS OF SHARES)
Canadian Natural Resources Limited	TSX:CNQ	248.0
Enbridge Inc.	TSX:ENB	203.0
Cenovus Energy Inc.	TSX:CVE	189.9
Manulife Financial Corporation	TSX:MFC	166.9
Suncor Energy Inc.	TSX:SU	149.6
Tilray Brands, Inc.	TSX:TLRY	118.3
Barrick Mining Corporation	TSX:ABX	111.7
The Toronto-Dominion Bank	TSX:TD	104.6
Whitecap Resources Inc.	TSX:WCP	98.6
Baytex Energy Corp.	TSX:BTE	95.7

Mid Cap

Market Cap \$100 Million to \$1 Billion | August 2025

Average Share Price Performance by Sector

TOP PERFORMING SECTOR



August 2025 Share Price Performance

TOP COMPANIES	TICKER	SHARE PRICE PERFORMANCE	SHARE PRICE 31/08/2025 (CAD)
Ocumetics Technology Corp.	TSXV:OTC	242%	\$1.35
TerrAscend Corp.	TSX:TSND	180%	\$1.57
Northcliff Resources Ltd.	TSX:NCF	147%	\$0.19
Ucore Rare Metals Inc.	TSXV:UCU	129%	\$4.05
Banyan Gold Corp.	TSXV:BYN	107%	\$0.70
Golconda Gold Ltd.	TSXV:GG	100%	\$1.46
Anaergia Inc.	TSX:ANRG	87%	\$2.45
Capitan Silver Corp.	TSXV:CAPT	81%	\$1.50
Spectral Medical Inc.	TSX:EDT	80%	\$1.49
Zoomd Technologies Ltd.	TSXV:ZOMD	76%	\$2.18

Life Sciences

TOP COMPANIES	TICKER	SHARE PRICE PERFORMANCE	SHARE PRICE 31/08/2025 (CAD)
Ocumetics Technology Corp.	TSXV:OTC	242%	\$1.35
TerrAscend Corp.	TSX:TSND	180%	\$1.57
Spectral Medical Inc.	TSX:EDT	80%	\$1.49
Canopy Growth Corporation	TSX:WEED	73%	\$2.47
Hydreight Technologies Inc.	TSXV:NURS	36%	\$3.24
Cipher Pharmaceuticals Inc.	TSX:CPH	32%	\$15.93
Helix BioPharma Corp.	TSX:HBP	27%	\$1.36
Organigram Global Inc.	TSX:OGI	26%	\$2.36
Aurora Cannabis Inc.	TSX:ACB	21%	\$7.40
Quipt Home Medical Corp.	TSX:QIPT	18%	\$3.60

Most Active in August 2025

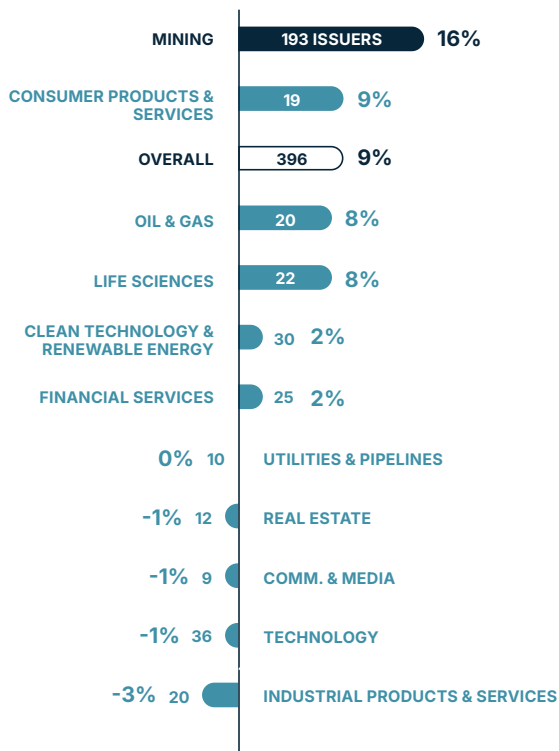
TOP COMPANIES	TICKER	VOLUME TRADED (MILLIONS OF SHARES)
Canopy Growth Corporation	TSX:WEED	128.3
Talon Metals Corp.	TSX:TLO	56.9
Guanajuato Silver Company Ltd.	TSXV:GSVR	52.9
Volatus Aerospace Inc.	TSXV:FLT	46.0
Minera Alamos Inc.	TSXV:MAI	38.2
First Mining Gold Corp.	TSX:FF	29.8
Hive Digital Technologies Ltd.	TSXV:HIVE	29.7
Silver Storm Mining Ltd.	TSXV:SVRS	29.6
District Metals Corp.	TSXV:DMX	24.3
Majestic Gold Corp.	TSXV:MJS	23.5

Small Cap

Market Cap \$25 Million to \$100 Million | August 2025

Average Share Price Performance by Sector

TOP PERFORMING SECTOR



August 2025 Share Price Performance

TOP COMPANIES	TICKER	SHARE PRICE PERFORMANCE	SHARE PRICE 31/08/2025 (CAD)
Oceanic Iron Ore Corp.	TSXV:FEO	188%	\$0.72
Greenlane Renewables Inc.	TSX:GRN	179%	\$0.27
Avanti Helium Corp.	TSXV:AVN	174%	\$0.26
IDEX Metals Corp.	TSXV:IDEX	162%	\$1.19
Focus Graphite Inc.	TSXV:FMS	129%	\$0.32
San Lorenzo Gold Corp.	TSXV:SLG	123%	\$0.49
Recyclico Battery Materials Inc.	TSXV:AMY	100%	\$0.12
Trifecta Gold Ltd.	TSXV:TG	100%	\$0.63
Scorpio Gold Corporation	TSXV:SGN	98%	\$0.40
Electric Metals (USA) Limited	TSXV:EML	93%	\$0.27

Mining

TOP COMPANIES	TICKER	SHARE PRICE PERFORMANCE	SHARE PRICE 31/08/2025 (CAD)
Oceanic Iron Ore Corp.	TSXV:FEO	188%	\$0.72
IDEX Metals Corp.	TSXV:IDEX	162%	\$1.19
Focus Graphite Inc.	TSXV:FMS	129%	\$0.32
San Lorenzo Gold Corp.	TSXV:SLG	123%	\$0.49
Trifecta Gold Ltd.	TSXV:TG	100%	\$0.63
Scorpio Gold Corporation	TSXV:SGN	98%	\$0.40
Electric Metals (USA) Limited	TSXV:EML	93%	\$0.27
P2 Gold Inc.	TSXV:PGLD	84%	\$0.23
Maple Gold Mines Ltd.	TSXV:MGM	80%	\$0.14
Sage Potash Corp.	TSXV:SAGE	77%	\$0.38

Most Active in August 2025

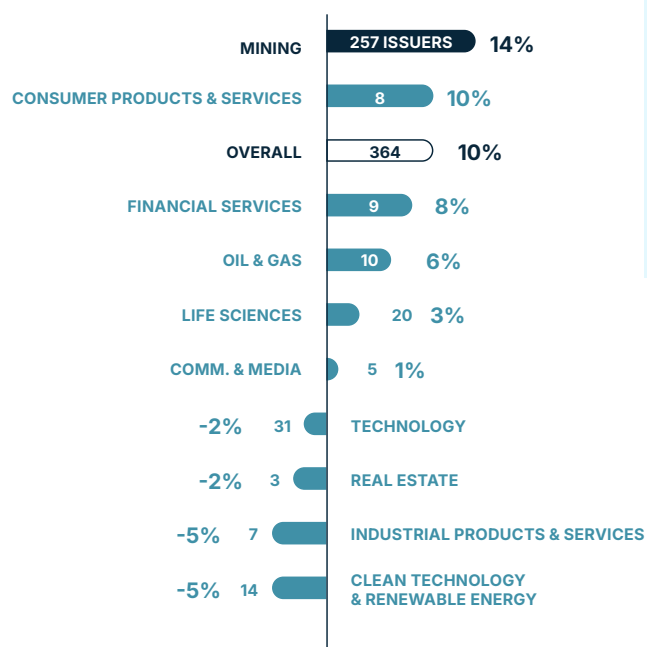
TOP COMPANIES	TICKER	VOLUME TRADED (MILLIONS OF SHARES)
Southern Silver Exploration Corp.	TSXV:SSV	44.6
Abcourt Mines Inc.	TSXV:ABI	33.4
GR Silver Mining Ltd.	TSXV:GRSL	27.4
Ascot Resources Ltd.	TSX:AOT	26.7
Excellon Resources Inc.	TSXV:EXN	26.5
Lahontan Gold Corp.	TSXV:LG	23.4
Maple Gold Mines Ltd.	TSXV:MGM	20.7
Greenlane Renewables Inc.	TSX:GRN	19.8
1911 Gold Corporation	TSXV:AUMB	18.4
Canadian Gold Corp.	TSXV:CGC	17.9

Micro Cap

Market Cap < \$25 Million | August 2025

Average Share Price Performance by Sector

TOP PERFORMING SECTOR



August 2025 Share Price Performance

TOP COMPANIES	TICKER	SHARE PRICE PERFORMANCE	SHARE PRICE 31/08/2025 (CAD)
Bocana Resources Corp.	TSXV:BOCA	400%	\$0.03
Blende Silver Corp.	TSXV:BAG	314%	\$0.15
Monarca Minerals Inc.	TSXV:MMN	200%	\$0.02
Kirkland Lake Discoveries Corp.	TSXV:KLDC	144%	\$0.20
MAX Resource Corp.	TSXV:MAX	138%	\$0.10
Nickel North Exploration Corp.	TSXV:NNX	133%	\$0.04
Silver Grail Resources Ltd.	TSXV:SVG	132%	\$0.22
Eastfield Resources Ltd.	TSXV:ETF	125%	\$0.05
North Shore Uranium Ltd.	TSXV:NSU	108%	\$0.13
Consolidated Lithium Metals Inc.	TSXV:CLM	100%	\$0.04

Mining

TOP COMPANIES	TICKER	SHARE PRICE PERFORMANCE	SHARE PRICE 31/08/2025 (CAD)
Bocana Resources Corp.	TSXV:BOCA	400%	\$0.03
Blende Silver Corp.	TSXV:BAG	314%	\$0.15
Monarca Minerals Inc.	TSXV:MMN	200%	\$0.02
Kirkland Lake Discoveries Corp.	TSXV:KLDC	144%	\$0.20
MAX Resource Corp.	TSXV:MAX	138%	\$0.10
Nickel North Exploration Corp.	TSXV:NNX	133%	\$0.04
Silver Grail Resources Ltd.	TSXV:SVG	132%	\$0.22
Eastfield Resources Ltd.	TSXV:ETF	125%	\$0.05
North Shore Uranium Ltd.	TSXV:NSU	108%	\$0.13
Consolidated Lithium Metals Inc.	TSXV:CLM	100%	\$0.04

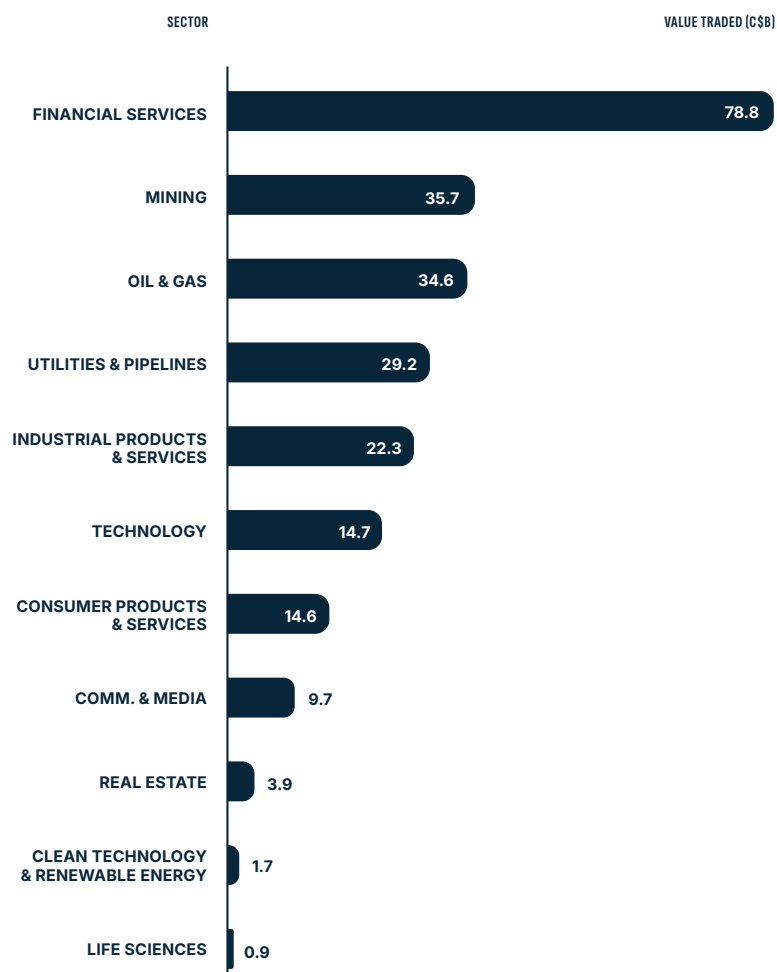
Most Active in August 2025

TOP COMPANIES	TICKER	VOLUME TRADED (MILLIONS OF SHARES)
Alset AI Ventures Inc.	TSXV:GPUS	26.6
Silver Spruce Resources Inc.	TSXV:SSE	23.7
Consolidated Lithium Metals Inc.	TSXV:CLM	20.4
Bocana Resources Corp.	TSXV:BOCA	20.2
Vendetta Mining Corp.	TSXV:VTT	19.6
Blende Silver Corp.	TSXV:BAG	19.1
Copper Giant Resources Corp.	TSXV:CGNT	18.4
Kirkland Lake Discoveries Corp.	TSXV:KLDC	17.1
Clean Air Metals Inc.	TSXV:AIR	16.2
Scandium Canada Ltd.	TSXV:SCD	15.8

Top TSX and TSXV Indices in August 2025

	PERFORMANCE
S&P/TSX Venture Health Care Index	18%
S&P/TSX Venture Materials Index	17%
S&P/TSX Materials Index	16%
S&P/TSX Health Care Index	9%
S&P/TSX Venture Composite Index	8%
S&P/TSX Venture Real Estate Index	7%
S&P/TSX Venture Industrials Index	5%
S&P/TSX Communication Services Index	5%
S&P/TSX Composite Index	5%
S&P/TSX 60 Index	5%

Value Traded by Sector in August 2025



For more information

Richard Goodman

Managing Director, Global Capital Development & Business Transformation

E richard.goodman@tmx.com



tsx.com/mig

As at August 31, 2025, unless otherwise noted. Companies were subject to a minimum trading value to qualify for analysis. ©2025 TSX Inc. All rights reserved. The information in this document is provided for informational purposes only. This document, and certain of the information contained in this document, is TSX Inc.'s proprietary information. Do not disclose, copy, distribute, sell or modify this document or any of its contents without TSX Inc.'s prior written consent. Neither TMX Group Limited nor any of its affiliates represents, warrants or guarantees the completeness or accuracy of the information contained in this document and they are not responsible for any errors or omissions in or your use of, or reliance on, the information. The information in this document is provided with the express condition, to which by making use thereof you expressly consent, that no liability shall be incurred by TMX Group Limited and/or any of its affiliates as a result of any errors or omissions herein or any use or reliance upon the information. TMX Group Limited and its affiliates are not responsible for any errors or omissions in, or your use of, information accessed through links to any third party sites, and the views, comments, opinions and advice of any third party, in this document or on any third party site, reflect those of the individual authors only and are not necessarily endorsed by TMX Group Limited and its affiliates. TMX Group Limited and its affiliates have not prepared, reviewed or updated the content of any third party sites, and assume no responsibility for such information. The information provided is not an invitation to purchase securities listed on Toronto Stock Exchange or TSX Venture Exchange. TMX Group Limited and its affiliates do not endorse or recommend any of the referenced securities or issuers, and this document does not, nor should it be construed as, providing any trading, legal, accounting, tax, investment, business, financial or other advice, and you should not rely on it for such purposes. Professional advisors should be consulted. Listing on Toronto Stock Exchange or TSX Venture Exchange does not guarantee the future performance of a security or an issuer. The S&P/TSX 60 Index and the S&P/TSX Composite Index (the "S&P/TSX Indices") are products of S&P Dow Jones Indices LLC or its affiliates ("SPDJI") and TSX Inc. ("TSX"). Standard & Poor's® and S&P® are registered trademarks of Standard & Poor's Financial Services LLC ("S&P"); Dow Jones® is a registered trademark of Dow Jones Trademark Holdings LLC ("Dow Jones"); and TSX® is a registered trademark of TSX. SPDJI, Dow Jones, S&P, their respective affiliates and TSX do not sponsor, endorse, sell or promote any products based on the S&P/TSX Indices and none of such parties make any representation regarding the advisability of investing in such product(s) nor do they have any liability for any errors, omissions or interruptions of the S&P/TSX Indices or any data related thereto. TMX, the TMX design, Toronto Stock Exchange, TSX, TSXV, TSX Venture Exchange, The Future is Yours to See, and Voir le futur. Réaliser l'avenir. are the trademarks of TSX Inc. All other trademarks used herein are the property of their respective owners.