



TORONTO STOCK EXCHANGE | TSX VENTURE EXCHANGE

# Investor Insights

January 2026







# Four Takeaways for Investors

The following are some key observations on Toronto Stock Exchange and TSX Venture Exchange.

- 1

**Positive Start to 2026**

January saw overall gains across all market cap segments: Large Cap +6%, Mid Cap +9%, Small Cap +14%, and Micro Cap +23%.
- 2

**Mining on Top**

Mining was the top performing sector in January for all segments: Large Cap (+13%), Mid Cap (+21%), Small Cap (+21%), and Micro Cap (+30%).
- 3

**Venture Materials Top Performing Index**

The S&P/TSX Venture Materials Index was the top performing index in January with a gain of +13%.
- 4

**Dollar Value Traded Trends Up**

Dollar value traded in January is up compared to both last month (+8%), and the same month last year (+52%).

## In Case You Missed It

Catch up on the stories that created the most buzz last month, featuring the top three most-read TMX Newsfile releases within each market cap segment.



# Large Cap

Market Cap: > \$1 Billion  
323 Issuers Total



## Share Price Performance

Top Companies	Ticker	Share Price Performance	Share Price*
Energy Fuels Inc.	TSX:EFR	53%	\$30.45
Denison Mines Corp.	TSX:DML	48%	\$5.38
MDA Space Ltd.	TSX:MDA	44%	\$38.43
Paladin Energy Ltd.	TSX:PDN	44%	\$12.46
Americas Gold and Silver Corp.	TSX:USA	43%	\$10.09
Avino Silver & Gold Mines Ltd.	TSX:ASM	43%	\$12.18
Tenaz Energy Corp.	TSX:TNZ	42%	\$37.63
Orezone Gold Corp.	TSX:ORE	41%	\$2.50
LunR Royalties Corp.	TSXV:LUNR	38%	\$18.00
Allied Gold Corp.	TSX:AAUC	37%	\$42.97

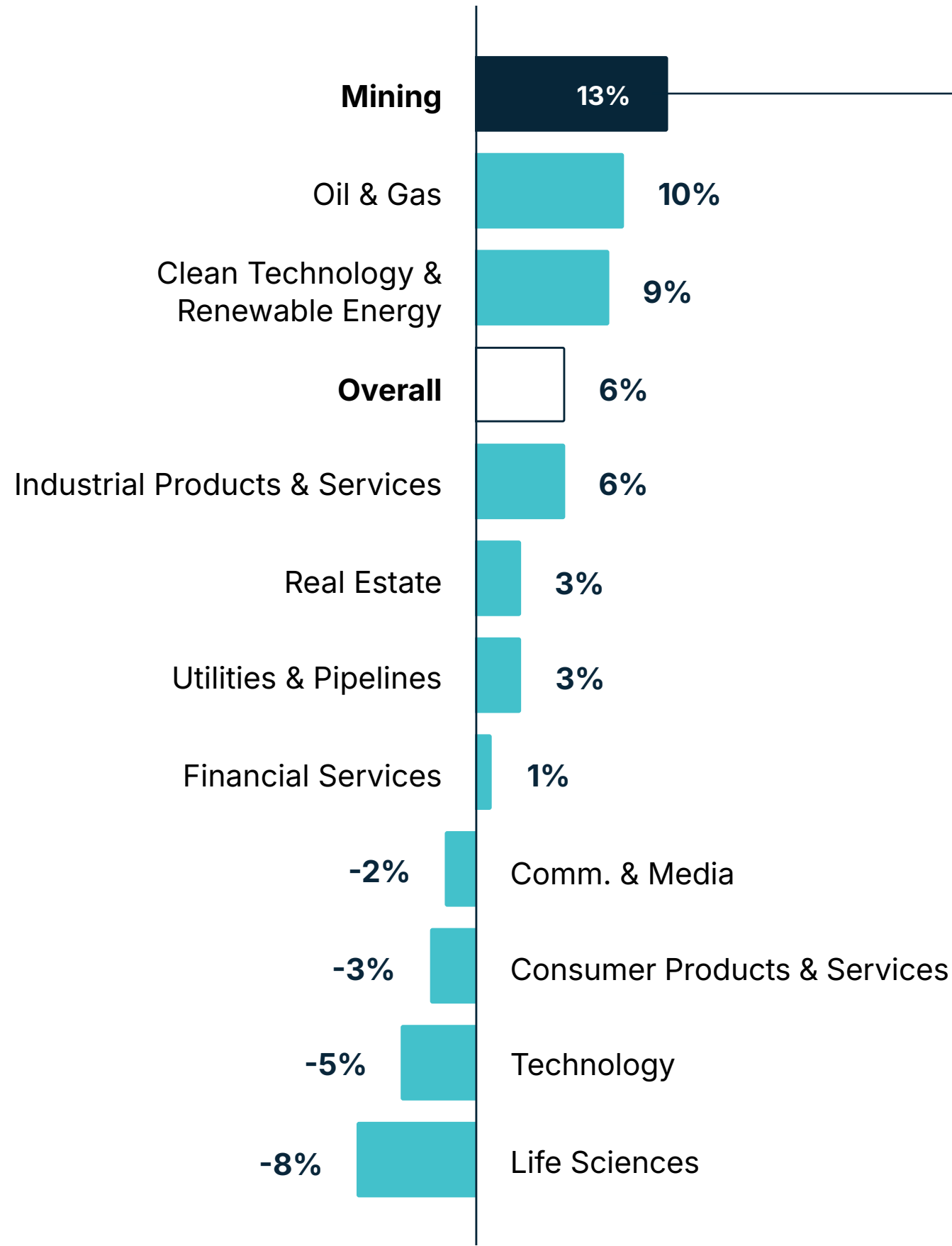
## Most Active

Top Companies	Ticker	Volume Traded (Millions of Shares)
Canadian Natural Resources Ltd.	TSX:CNQ	286.5
Cenovus Energy Inc.	TSX:CVE	219.6
B2Gold Corp.	TSX:BTO	190.6
The Toronto-Dominion Bank	TSX:TD	181.4
Baytex Energy Corp.	TSX:BTE	154.8
Enbridge Inc.	TSX:ENB	147.4
Whitecap Resources Inc.	TSX:WCP	130.9
TC Energy Corp.	TSX:TRP	127.2
TELUS Corp.	TSX:T	124.9
Capstone Copper Corp.	TSX:CS	120.5

\*As at 01/31/2026 (CAD)

# Large Cap Top Performing Sector

Average Share Price Performance by Sector



## Top Performing Sector Mining

Top Companies	Ticker	Share Price Performance	Share Price*
Energy Fuels Inc.	TSX:EFR	53%	\$30.45
Denison Mines Corp.	TSX:DML	48%	\$5.38
Paladin Energy Ltd.	TSX:PDN	44%	\$12.46
Americas Gold and Silver Corp.	TSX:USA	43%	\$10.09
Avino Silver & Gold Mines Ltd.	TSX:ASM	43%	\$12.18
Orezone Gold Corp.	TSX:ORE	41%	\$2.50
LunR Royalties Corp.	TSXV:LUNR	38%	\$18.00
Allied Gold Corp.	TSX:AAUC	37%	\$42.97
NexGen Energy Ltd.	TSX:NXE	35%	\$17.10
Cameco Corp.	TSX:CCO	34%	\$168.41

\*As at 01/31/2026 (CAD)

## In Case You Missed It...

SIGMA LITHIUM CORP.  
[Sigma Lithium Sells Additional 100,000t of High Purity Lithium Fines; Mining Remobilization Proceeding as Planned; Categorically Responds to Inaccurate Media Reports](#)

Release Date: 2026-01-23

FIRST MAJESTIC SILVER CORP.  
[First Majestic Reports 2025 Production and 2026 Outlook; Increases Dividend](#)

Release Date: 2026-01-15

IVANHOE MINES LTD.  
[Ivanhoe Mines Announces Update on Platreef, the World's Largest Precious Metals Mine Under Development](#)

Release Date: 2026-01-12



# Mid Cap

Market Cap: \$100 Million to \$1 Billion  
673 Issuers Total



## Share Price Performance

Top Companies	Ticker	Share Price Performance	Share Price*
Tectonic Metals Inc.	TSXV:TECT	258%	\$3.15
Patagonia Gold Corp.	TSXV:PGDC	212%	\$1.17
San Lorenzo Gold Corp.	TSXV:SLG	153%	\$2.28
Eskay Mining Corp.	TSXV:ESK	153%	\$0.62
Edge Copper Corp.	TSXV:EDCU	141%	\$0.89
Gold Reserve Inc.	TSXV:GRZ	126%	\$5.16
Satellos Bioscience Inc.	TSX:MSCL	95%	\$15.47
Los Andes Copper Ltd.	TSXV:LA	90%	\$17.49
Goldsky Resources Corp.	TSXV:GSKR	87%	\$3.94
Galantas Gold Corp.	TSXV:GAL	84%	\$0.23

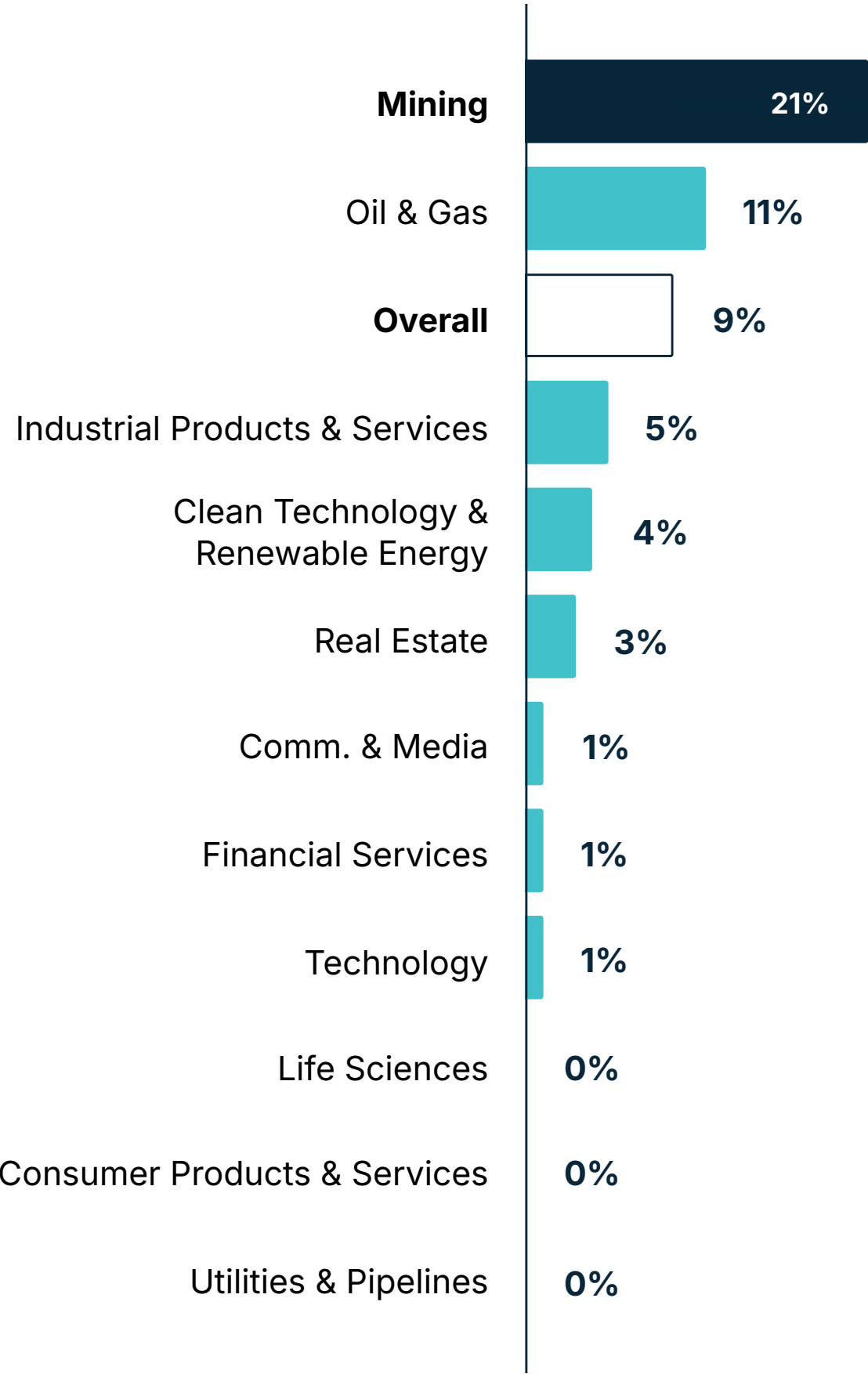
## Most Active

Top Companies	Ticker	Volume Traded (Millions of Shares)
First Mining Gold Corp.	TSX:FF	156.4
Guanajuato Silver Company Ltd.	TSXV:GSVR	110.2
Global Atomic Corp.	TSX:GLO	89.5
Talon Metals Corp.	TSX:TLO	80.7
GR Silver Mining Ltd.	TSXV:GRSL	79.1
Silver Storm Mining Ltd.	TSXV:SVRS	74.3
Defiance Silver Corp.	TSXV:DEF	69.2
F3 Uranium Corp.	TSXV:FUU	66.6
IMPACT Silver Corp.	TSXV:IPT	63.4
Silver Tiger Metals Inc.	TSXV:SLVR	63.1

\*As at 01/31/2026 (CAD)

# Mid Cap Top Performing Sector

Average Share Price Performance by Sector



Top Performing Sector Mining			
Top Companies	Ticker	Share Price Performance	Share Price*
Tectonic Metals Inc.	TSXV:TECT	258%	\$3.15
Patagonia Gold Corp.	TSXV:PGDC	212%	\$1.17
San Lorenzo Gold Corp.	TSXV:SLG	153%	\$2.28
Eskay Mining Corp.	TSXV:ESK	153%	\$0.62
Edge Copper Corp.	TSXV:EDCU	141%	\$0.89
Gold Reserve Inc.	TSXV:GRZ	126%	\$5.16
Los Andes Copper Ltd.	TSXV:LA	90%	\$17.49
Goldsky Resources Corp.	TSXV:GSKR	87%	\$3.94
Galantas Gold Corp.	TSXV:GAL	84%	\$0.23
Atha Energy Corp.	TSXV:SASK	80%	\$1.10
*As at 01/31/2026 (CAD)			

## In Case You Missed It...

SOUTHERN SILVER EXPLORATION CORP.  
[Southern Silver Intersects 10.4 metres Averaging 743g/t AgEq at Cerro Las Minitas Project in Durango, México](#)  
Release Date: 2026-01-06

TALON METALS CORP.  
[Talon Metals Announces Completion of Share Consolidation](#)  
Release Date: 2026-01-27

VIZSLA ROYALTIES CORP.  
[Vizsla Silver Provides an Update on Media-Reported Security Incident at the Panuco Project](#)  
Release Date: 2026-01-29



# Small Cap

Market Cap: \$25 Million to \$100 Million  
420 Issuers Total



## Share Price Performance

Top Companies	Ticker	Share Price Performance	Share Price*
Homeland Nickel Inc.	TSXV:SHL	359%	\$0.39
Freeport Resources Inc.	TSXV:FRI	233%	\$0.10
Kutcho Copper Corp.	TSXV:KC	165%	\$0.41
Kingfisher Metals Corp.	TSXV:KFR	147%	\$0.68
Decade Resources Ltd.	TSXV:DEC	144%	\$0.11
Precipitate Gold Corp.	TSXV:PRG	143%	\$0.43
Eminent Gold Corp.	TSXV:EMNT	133%	\$0.71
Euromax Resources Ltd.	TSXV:EOX	125%	\$0.05
Regency Silver Corp.	TSXV:RSMX	112%	\$0.28
Sable Resources Ltd.	TSXV:SAE	100%	\$0.08

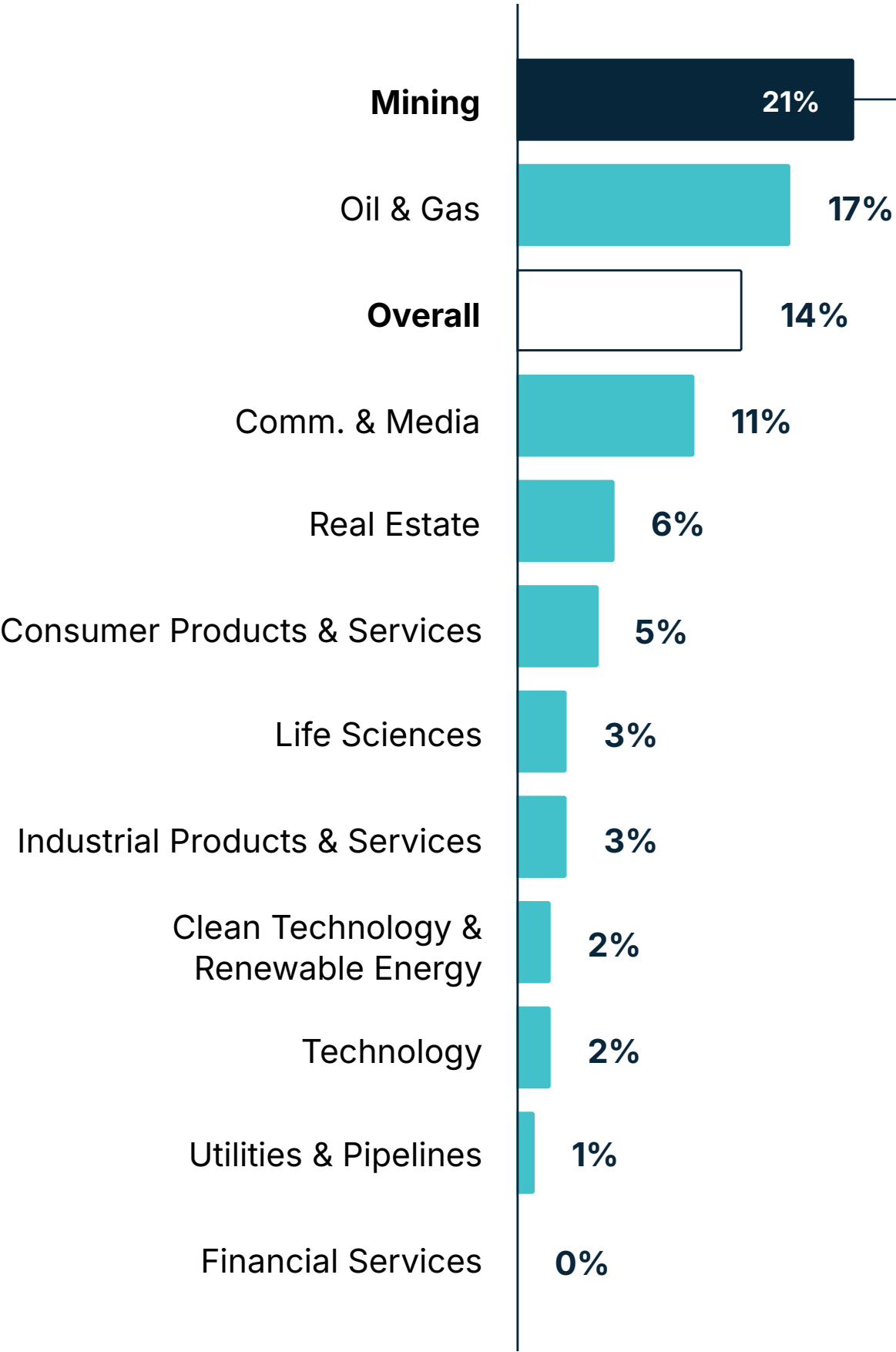
## Most Active

Top Companies	Ticker	Volume Traded (Millions of Shares)
Scandium Canada Ltd.	TSXV:SCD	71.1
Homeland Nickel Inc.	TSXV:SHL	68.6
Charbone Hydrogen Corp.	TSXV:CH	53.9
Avalon Advanced Materials Inc.	TSX:AVL	50.7
Regency Silver Corp.	TSXV:RSMX	46.8
Brixton Metals Corp.	TSXV:BBB	43.9
Decade Resources Ltd.	TSXV:DEC	42.7
Iconic Minerals Ltd.	TSXV:ICM	37.5
Equity Metals Corp.	TSXV:EQTY	34.9
ValOre Metals Corp.	TSXV:VO	31.1

\*As at 01/31/2026 (CAD)

# Small Cap Top Performing Sector

Average Share Price Performance by Sector



## Top Performing Sector Mining

Top Companies	Ticker	Share Price Performance	Share Price*
Homeland Nickel Inc.	TSXV:SHL	359%	\$0.39
Freeport Resources Inc.	TSXV:FRI	233%	\$0.10
Kutcho Copper Corp.	TSXV:KC	165%	\$0.41
Kingfisher Metals Corp.	TSXV:KFR	147%	\$0.68
Decade Resources Ltd.	TSXV:DEC	144%	\$0.11
Precipitate Gold Corp.	TSXV:PRG	143%	\$0.43
Eminent Gold Corp.	TSXV:EMNT	133%	\$0.71
Euromax Resources Ltd.	TSXV:EOX	125%	\$0.05
Regency Silver Corp.	TSXV:RSMX	112%	\$0.28
Sable Resources Ltd.	TSXV:SAE	100%	\$0.08

\*As at 01/31/2026 (CAD)

## In Case You Missed It...

SYNTHOLENE ENERGY CORP.  
[Syntholene Energy Corp Appoints Canon Bryan, Cofounder of Terrestrial Energy \(IMSR\), Uranium Energy Corp \(UEC\), NioCorp \(NB\), and United Nations Global Compact Director to Board of Directors](#)

Release Date: 2026-01-13

INDEPENDENCE GOLD CORP.  
[Independence Gold Files Updated National Instrument 43-101 Resource Report for the 3Ts Gold and Silver Project, BC](#)

Release Date: 2026-01-05

ICONIC MINERALS LTD.  
[Iconic Announces Amended Financing Terms](#)

Release Date: 2026-01-05



# Micro Cap

Market Cap: < \$25 Million

429 Issuers Total



## Share Price Performance

Top Companies	Ticker	Share Price Performance	Share Price*
Ridgestone Mining Inc.	TSXV:RMI	281%	\$0.40
Trans Canada Gold Corp.	TSXV:TTG	256%	\$0.16
Sylla Gold Corp.	TSXV:SYG	250%	\$0.07
A.I.S. Resources Ltd.	TSXV:AIS	183%	\$0.09
Green Shift Commodities Ltd.	TSXV:GCOM	167%	\$0.08
Nobel Resources Corp.	TSXV:NBLC	163%	\$0.11
Aben Gold Corp.	TSXV:ABM	159%	\$0.22
EDM Resources Inc.	TSXV:EDM	158%	\$0.25
PharmaCielo Ltd.	TSXV:PCLO	157%	\$0.09
Trinity One Metals Ltd.	TSXV:TOM	150%	\$0.20

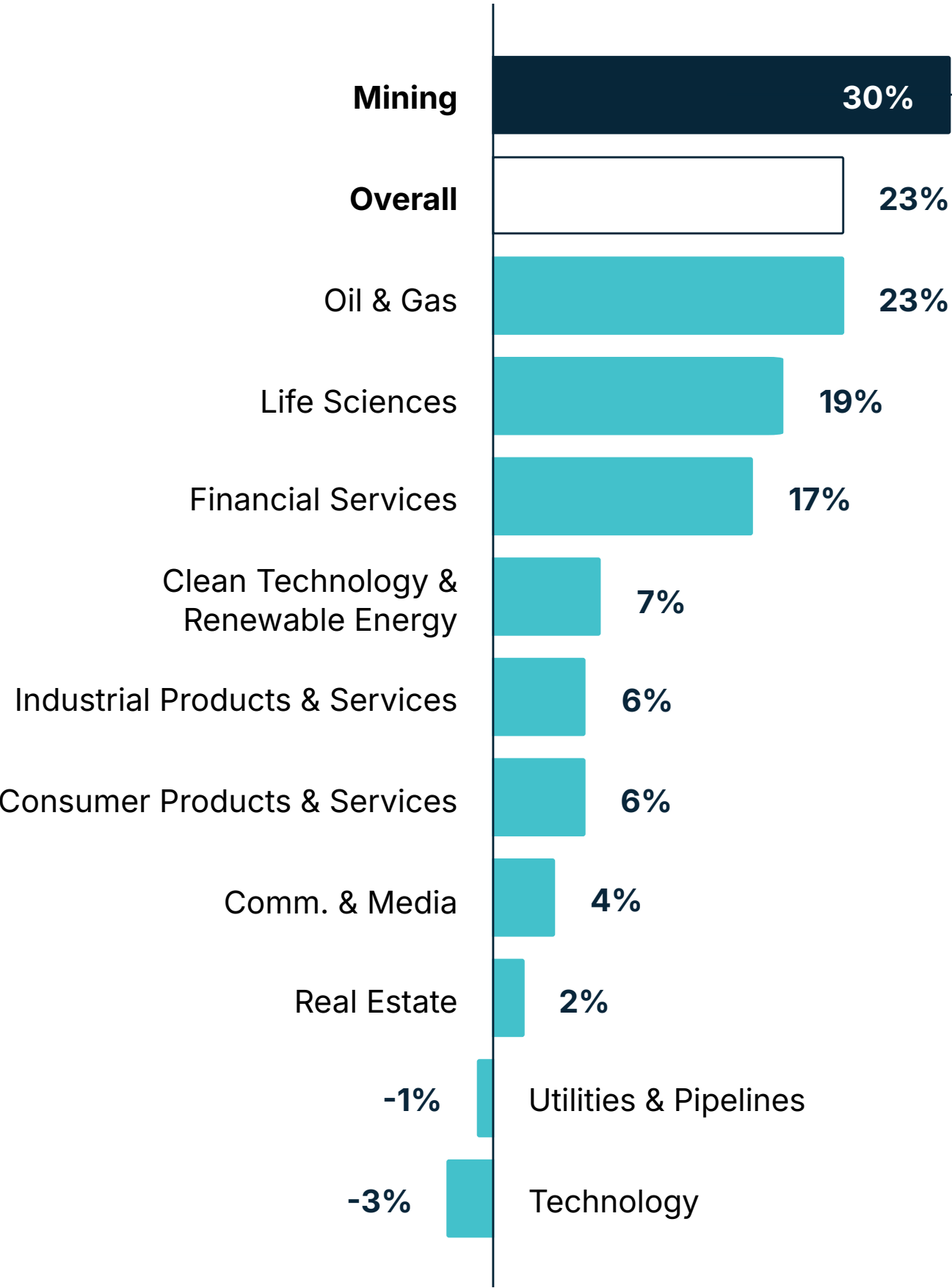
## Most Active

Top Companies	Ticker	Volume Traded (Millions of Shares)
INEO Tech Corp.	TSXV:INEO	57.2
Alset AI Ventures Inc.	TSXV:GPUS	39.4
Nobel Resources Corp.	TSXV:NBLC	29.9
Troubadour Resources Inc.	TSXV:TR	27.9
Zacatecas Silver Corp.	TSXV:ZAC	25.9
Pacific Empire Minerals Corp.	TSXV:PEMC	23.9
Klondike Silver Corp.	TSXV:KS	22.3
Electrum Discovery Corp.	TSXV:ELY	21.1
Clean Air Metals Inc.	TSXV:AIR	19.2
One Bullion Ltd.	TSXV:OBUL	17.9

\*As at 01/31/2026 (CAD)

# Micro Cap Top Performing Sector

Average Share Price Performance by Sector



Top Performing Sector Mining			
Top Companies	Ticker	Share Price Performance	Share Price*
Ridgestone Mining Inc.	TSXV:RMI	281%	\$0.40
Sylla Gold Corp.	TSXV:SYG	250%	\$0.07
A.I.S. Resources Ltd.	TSXV:AIS	183%	\$0.09
Green Shift Commodities Ltd.	TSXV:GCOM	167%	\$0.08
Nobel Resources Corp.	TSXV:NBLC	163%	\$0.11
Aben Gold Corp.	TSXV:ABM	159%	\$0.22
EDM Resources Inc.	TSXV:EDM	158%	\$0.25
Trinity One Metals Ltd.	TSXV:TOM	150%	\$0.20
Great Plains Metals Corp.	TSXV:GPS	150%	\$0.25
Vault Strategic Mining Corp.	TSXV:KNOX	144%	\$0.33
*As at 01/31/2026 (CAD)			

## In Case You Missed It...

- VERTIQAL STUDIOS CORP.

[Vertiqal Studios Announces Sale of Luminosity Gaming](#)

Release Date: 2026-01-16
- VITAL ENERGY INC.

[Vital Energy Annouces Acquisition of Crown Land](#)

Release Date: 2026-01-05
- HEMOSTEMIX INC.

[Hemostemix Receives FDA Support for Its Basket Protocol Approach](#)

Release Date: 2026-01-16

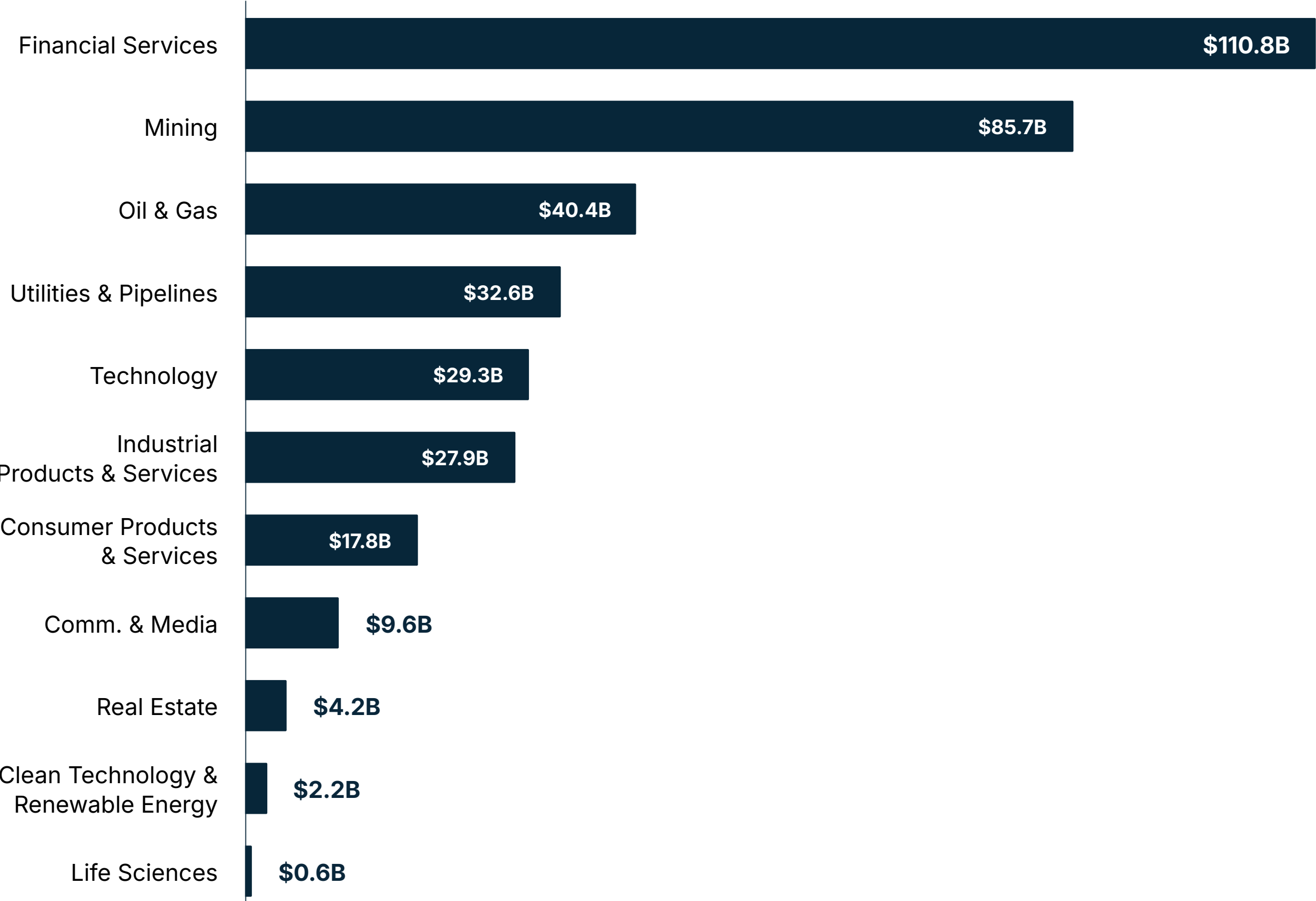


Top TSX and TSXV Indices\*

Index Name	Performance
S&P/TSX Venture Materials Index	13%
S&P/TSX Energy Index	11%
S&P/TSX Venture Energy Index	11%
S&P/TSX Materials Index	9%
S&P/TSX Venture Composite Index	6%
S&P/TSX Communication Services Index	2%
S&P/TSX Utilities Index	2%
S&P/TSX Composite Index	1%
S&P/TSX Industrials Index	0.4%
S&P/TSX 60 Index	-0.4%

\*As at 01/31/2026 (CAD)

Value Traded by Sector (C\$B)





## For more information

**Richard Goodman**

Managing Director, Global Capital Development  
& Business Transformation

[richard.goodman@tmx.com](mailto:richard.goodman@tmx.com)

 **Subscribe to our Market Intelligence Reports**

[tsx.com/mig](https://tsx.com/mig)

As at January 31, 2026, unless otherwise noted. Companies were subject to a minimum trading value to qualify for analysis. ©2026 TSX Inc. All rights reserved. The information in this document is provided for informational purposes only. This document, and certain of the information contained in this document, is TSX Inc.'s proprietary information. Do not disclose, copy, distribute, sell or modify this document or any of its contents without TSX Inc.'s prior written consent. Neither TMX Group Limited nor any of its affiliates represents, warrants or guarantees the completeness or accuracy of the information contained in this document and they are not responsible for any errors or omissions in or your use of, or reliance on, the information. The information in this document is provided with the express condition, to which by making use thereof you expressly consent, that no liability shall be incurred by TMX Group Limited and/or any of its affiliates as a result of any errors or omissions herein or any use or reliance upon the information. TMX Group Limited and its affiliates are not responsible for any errors or omissions in, or your use of, information accessed through links to any third party sites, and the views, comments, opinions and advice of any third party, in this document or on any third party site, reflect those of the individual authors only and are not necessarily endorsed by TMX Group Limited and its affiliates. TMX Group Limited and its affiliates have not prepared, reviewed or updated the content of any third party sites, and assume no responsibility for such information. The information provided is not an invitation to purchase securities listed on Toronto Stock Exchange or TSX Venture Exchange. TMX Group Limited and its affiliates do not endorse or recommend any of the referenced securities or issuers, and this document does not, nor should it be construed as, providing any trading, legal, accounting, tax, investment, business, financial or other advice, and you should not rely on it for such purposes. Professional advisors should be consulted. Listing on Toronto Stock Exchange or TSX Venture Exchange does not guarantee the future performance of a security or an issuer. The S&P/TSX 60 Index and the S&P/TSX Composite Index (the "S&P/TSX Indices") are products of S&P Dow Jones Indices LLC or its affiliates ("SPDJI") and TSX Inc. ("TSX"). Standard & Poor's® and S&P® are registered trademarks of Standard & Poor's Financial Services LLC ("S&P"); Dow Jones® is a registered trademark of Dow Jones Trademark Holdings LLC ("Dow Jones"); and TSX® is a registered trademark of TSX. SPDJI, Dow Jones, S&P, their respective affiliates and TSX do not sponsor, endorse, sell or promote any products based on the S&P/TSX Indices and none of such parties make any representation regarding the advisability of investing in such product(s) nor do they have any liability for any errors, omissions or interruptions of the S&P/TSX Indices or any data related thereto. TMX, the TMX design, Toronto Stock Exchange, TSX, TSXV, TSX Venture Exchange, The Future is Yours to See, and Voir le futur. Réaliser l'avenir. are the trademarks of TSX Inc. All other trademarks used herein are the property of their respective owners.