



TORONTO STOCK EXCHANGE

ETF Report

Q1 2026



Q1 Recap

Market uncertainty may have defined the early months of 2026, but the Canadian ETF industry demonstrated remarkable resilience, tallying its strongest quarterly growth on record. According to the latest report from National Bank, inflows for Q1 surpassed **\$60 billion** - nearly half of net new flows for all of 2025.

Canadian equities hit six all-time highs in January and February, before dropping again. Despite headwinds in March, the S&P/TSX Composite Index still managed to deliver a 3.3% price return for the quarter due to outperformance in the energy sector. Meanwhile, American equities experienced their [weakest opening quarter since 2022](#), as the S&P 500 Index slid -4.6%.

This quarter, **24 issuers brought 68 new ETFs to TSX**. Among those launches, we celebrated new listings from Moat Financial, Humilis Investments, and Trading Central (each powered by LongPoint ETFs); as well as the debut of Canada's newest ETF issuer, Lightwater Partners.

Notable ETF trends this quarter include:

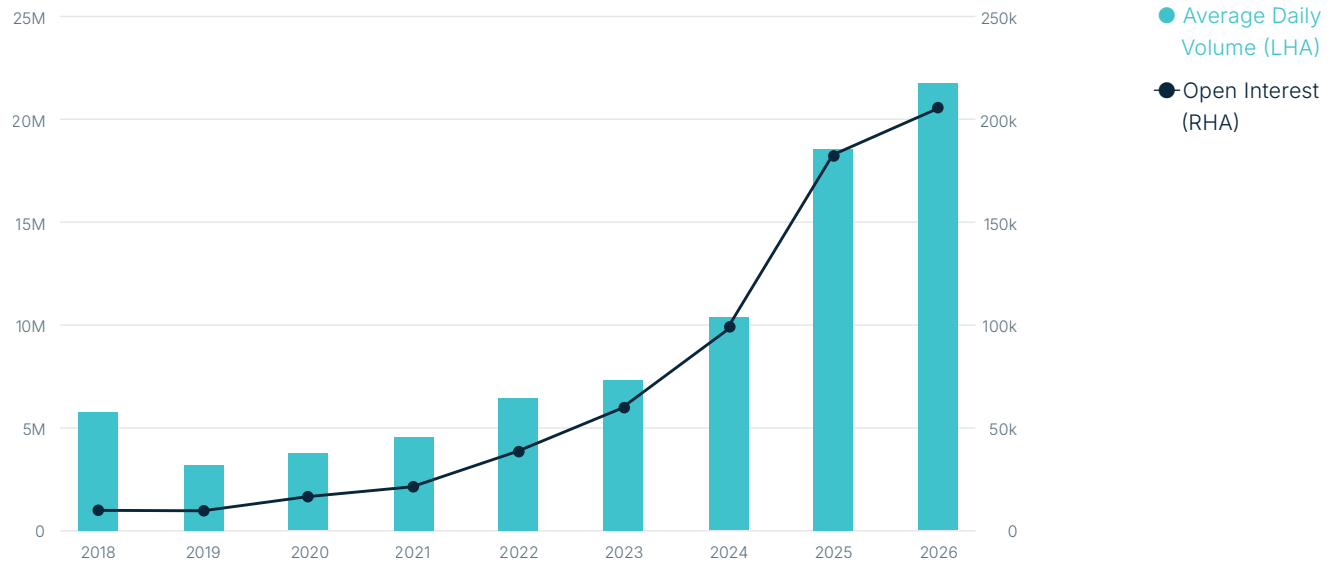
- **Active management gained momentum:** Interest in actively managed funds is on the rise, with non-indexed products accounting for 69% of new TSX listings in Q1. Discretionary strategies now total 34% of ETF AUM, with assets up \$27.8 billion or approximately 12% year-to-date, as per TD Securities' Canadian ETF report.
- **Oil prices surged, and so did energy ETFs:** Geopolitical turmoil in the Middle East pushed crude oil prices to an average of [\\$103 USD per barrel](#) in March. Energy and Oil/Gas ETFs rode the wave, sweeping the top five spots on Morningstar's list of [best performing ETFs](#).
- **Investors favoured all-equity asset allocation ETFs:** Demand for all-in-one products continues to rise, while growing DIY-investing communities advocate to "just buy" all-equity tickers. As reported by National Bank, the category pulled in roughly \$11.1 billion in new assets this quarter, 55% of which went to all-equity products. Asset Allocation ETFs now account for \$76.9 billion, or roughly 10% of overall Canadian ETF assets.
- **More "ETF Series" of mutual funds:** More asset managers launched exchange-traded versions of their mutual funds, as ETF wrappers increasingly become investors' vehicle of choice. This quarter, 25 new ETF series were introduced by 12 providers, including AGF's flagship fund.

In other news, we're looking forward to our upcoming **Spring Lunch & Learn Series**, joining forces with 25+ ETF providers in [Vancouver](#), [Calgary](#), [Ottawa](#), [Toronto](#), and [Montreal](#) to connect directly with advisors. Space is limited, so register now to reserve your spot!

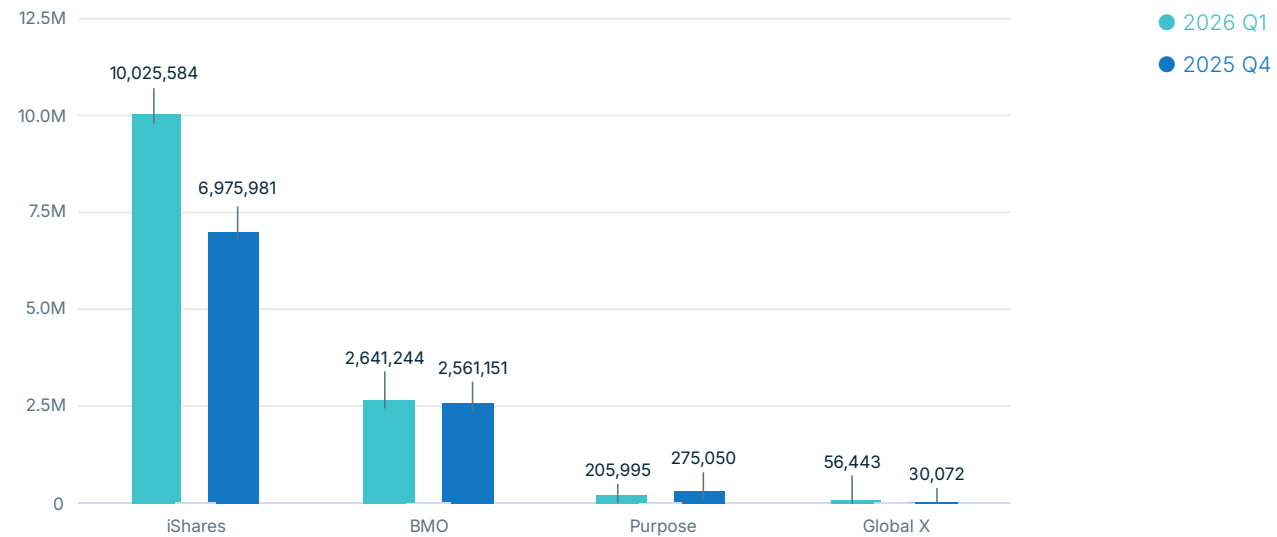


MX ETF Option Trading Overview


ETF Options Average Daily Volume and Open Interest



2026 Quarterly Volume Evolution per ETF Provider



ETF Options Volume by Provider (Q1 2026)



Top 10 Most Traded ETF Options (Volume)

Name	Symbol	January	February	March	Total
iShares S&P/TSX 60 Index ETF	XIU	2,162,400	1,869,163	3,097,721	7,129,284
iShares S&P/TSX Capped Energy Index ETF	XEG	733,919	1,488,427	257,033	2,479,379
BMO Equal Weight Banks Index ETF	ZEB	773,405	850,469	809,872	2,433,746
Global X Equal Weight Canadian Telecommunications Index ETF	RING	116,166	142,649	104,015	362,830
iShares S&P/TSX Capped Utilities Index ETF	XUT	44	30,237	175,224	205,505
iShares S&P/TSX Global Gold Index ETF	XGD	21,504	29,807	74,726	126,037
Purpose Bitcoin ETF CAD ETF non-currency hedged units	BTCC	47,412	35,520	34,400	117,332
BMO Equal Weight Utilities Index ETF	ZUT	21,599	77,727	458	99,784
Purpose Ether ETF	ETHH	30,318	38,302	15,831	84,451
Global X Equal Weight Canadian Pipelines Index ETF	PPLN	18,061	17,700	14,484	50,245

Combined Venues Trading Data

	TMX	Nasdaq	Neo	MatchNow	CSE	ICX	LQ	LYNX	OMEGA
2025 Q1	46.72%	25.50%	8.96%	5.87%	2.89%	0.00%	0.00%	0.32%	9.44%
2025 Q2	48.57%	25.14%	8.69%	5.00%	1.70%	0.00%	0.00%	1.39%	9.22%
2025 Q3	45.46%	23.78%	10.19%	5.50%	2.21%	0.00%	0.00%	3.04%	9.54%
2025 Q4	45.91%	22.46%	10.54%	5.44%	1.93%	0.00%	0.00%	3.31%	9.79%
2026 Q1	46.22%	22.13%	12.58%	4.76%	1.44%	0.00%	0.00%	3.94%	8.53%

*Continuous trading - excluding Intentional Crosses, Odd lots and Auctions

Top Traded Symbol

Symbol	2026 Q1 - Volume	Symbol	2026 Q1 - Value
HND	530,827,974	XIU	\$14,323,391,073
HOD	447,916,141	ZEB	\$6,861,604,245
XIU	297,471,552	XEG	\$4,532,650,638
HNU	220,110,133	VFV	\$4,185,553,196
XEG	202,653,244	SLVU	\$3,746,850,258
HOU	141,245,978	HNU	\$3,291,545,460
ZEB	115,123,444	XGD	\$2,766,512,486
DLR	96,113,962	HOU	\$2,442,239,825
DLR.U	71,451,286	XIC	\$2,398,177,649
XEQT	57,652,403	HND	\$2,353,515,809

Note: INCLUDING AUCTIONS, ODDLOTS, INTENTIONAL CROSSES - ALPHA AND TSX

Top Traded Fund Family

Fund Family	2026 Q1 - Volume	Fund Family	2026 Q1 - Value
BetaPro ETFs	1,892,744,140	RBC iShares	\$44,818,644,241
RBC iShares	1,128,500,308	BetaPro ETFs	\$21,129,066,396
BMO ETF	448,833,839	BMO ETF	\$18,987,785,341
Global X	404,667,673	Vanguard Canada	\$14,734,627,990
Harvest ETFs	294,556,177	Global X	\$11,711,182,277
Vanguard Canada	229,511,181	TD ETFs	\$3,730,493,393
Purpose Investments	146,759,896	Purpose Investments	\$2,805,678,578
Hamilton ETFs	129,326,437	Harvest ETFs	\$2,691,591,203
TD ETFs	122,495,348	Hamilton ETFs	\$2,363,072,124
Evolve ETFs	97,224,224	CI Global Asset Management	\$1,908,316,074

Note: INCLUDING AUCTIONS, ODDLOTS, INTENTIONAL CROSSES - ALPHA AND TSX

New ETF Listings

Q1 2026

Name	Fund Family	Listing Date	Ticker
AGF American Growth Fund	AGF Investments Inc.	January 8, 2026	AMGR
AGF Global Select Fund	AGF Investments Inc.	January 8, 2026	AGSL
Lysander-Canso U.S. Corporate Value Bond Fund	Lysander Funds	January 12, 2026	LYUV.U
Moat Active Premium Yield ETF	LongPoint ETFs	January 14, 2026	MOAT
Evolve International Equity UltraYield ETF	Evolve ETFs	January 15, 2026	INTY
Harvest Block Enhanced High Income Shares ETF	Harvest ETFs	January 15, 2026	BLKY
Harvest CrowdStrike Enhanced High Income Shares ETF	Harvest ETFs	January 15, 2026	CRWY
Harvest JnJ Enhanced High Income Shares ETF	Harvest ETFs	January 15, 2026	JNJY
Harvest JPHE Enhanced High Income Shares ETF	Harvest ETFs	January 15, 2026	JPHE
Harvest Novo Enhanced High Income Shares ETF	Harvest ETFs	January 15, 2026	NOVY
Harvest Oracle Enhanced High Income Shares ETF	Harvest ETFs	January 15, 2026	ORCY
First Trust Bloomberg Nuclear Power ETF	First Trust Portfolios Canada	January 19, 2026	RCTR

New ETF Listings

Q1 2026

Name	Fund Family	Listing Date	Ticker
HAMILTON CHAMPIONS™ U.S. Technology Index ETF	Hamilton ETFs	January 21, 2026	QMVP
HAMILTON CHAMPIONS™ Utilities Index ETF	Hamilton ETFs	January 21, 2026	UMVP
Harvest Premium Yield Canadian Bank ETF	Harvest ETFs	January 21, 2026	HPYB
Harvest Premium Yield Enhanced ETF	Harvest ETFs	January 21, 2026	HPYE
Global X Tokenization Ecosystem Index ETF	Global X	January 22, 2026	TOKN
PIMCO Managed Balanced Portfolio	PIMCO Canada Trust	January 26, 2026	PBAL
CI Balanced+ Asset Allocation ETF Fund	CI Global Asset Management	January 27, 2026	CBAP
CI Equity+ Asset Allocation ETF Fund	CI Global Asset Management	January 27, 2026	CEQP
JPMorgan International Developed Equity Active ETF	J.P. Morgan Asset Management	January 28, 2026	JIDE
Fidelity American Equity Fund	Fidelity Investments Canada ULC	January 29, 2026	FCAE
Fidelity Global Opportunities Long/Short Fund	Fidelity Investments Canada ULC	January 29, 2026	FLSE
SLGI MFS Blended Research Low Vol Global Fund	Sun Life Global Investments	February 2, 2026	SBLG

New ETF Listings

Q1 2026

Name	Fund Family	Listing Date	Ticker
SLGI MFS Blended Research Low Vol International Fund	Sun Life Global Investments	February 2, 2026	SBLI
Middlefield Short Duration Bond Plus ETF	Middlefield ETFs	February 3, 2026	MSBP
SavvyShort (-2X) COIN ETF	LongPoint ETFs	February 5, 2026	COID
SavvyShort (-2X) MSTR ETF	LongPoint ETFs	February 5, 2026	MSTZ
BMO MSCI Canada IMI High Dividend Yield Index ETF	BMO ETF	February 6, 2026	ZDIV
BMO MSCI EAFE Small-Mid Cap Index ETF	BMO ETF	February 6, 2026	ZESM
BMO MSCI USA Equal Weight Index ETF	BMO ETF	February 6, 2026	ZEQL ZEQL.F ZEQL.U
Purpose Credit Opportunities Class	Purpose Investments	February 12, 2026	CROC
Mackenzie Global Value ETF	Mackenzie Investments	February 17, 2026	MAGV
Mackenzie GQE Global Balanced ETF	Mackenzie Investments	February 17, 2026	MBQG
Mackenzie US All Cap Growth ETF	Mackenzie Investments	February 17, 2026	MAUG
Mackenzie US Value ETF	Mackenzie Investments	February 17, 2026	MAUV

New ETF Listings

Q1 2026

Name	Fund Family	Listing Date	Ticker
Russell Investments Core Plus Fixed Income ETF	Russell Investments	February 18, 2026	RBND
Russell Investments Fallen Angels ETF	Russell Investments	February 18, 2026	HALO
Russell Investments Multi-Factor Canadian Equity Pool	Russell Investments	February 18, 2026	RQCA
Russell Investments Multi-Factor International Equity Pool	Russell Investments	February 18, 2026	RQIN
Russell Investments Multi-Factor US Equity Pool	Russell Investments	February 18, 2026	RQUS
Avantis CIBC Canadian Equity ETF	CIBC ETF	February 20, 2026	CACE
Avantis CIBC U.S. All-Cap Equity ETF	CIBC ETF	February 20, 2026	CAUS
Avantis CIBC U.S. Large Cap Value ETF	CIBC ETF	February 20, 2026	CALV
Avantis CIBC U.S. Small Cap Value ETF	CIBC ETF	February 20, 2026	CAUV
Guardian Canadian Equity Income Fund	Guardian Capital	March 10, 2026	GCEI
Guardian Fundamental Global Equity Fund	Guardian Capital	March 10, 2026	GFGE
Guardian Short Duration Bond Fund	Guardian Capital	March 10, 2026	GSDB

New ETF Listings

Q1 2026

Name	Fund Family	Listing Date	Ticker
Trading Central Quant Canada 50 Equity Index ETF	LongPoint ETFs	March 11, 2026	TCCA
Trading Central Quant Europe 50 Equity Index ETF	LongPoint ETFs	March 11, 2026	TCEU
Trading Central Quant Global 50 Equity Index ETF	LongPoint ETFs	March 11, 2026	TCWW
Trading Central Quant U.S. 50 Equity Index ETF	LongPoint ETFs	March 11, 2026	TCUS
Evolve All-in-One UltraYield ETF	Evolve ETFs	March 12, 2026	EASY
Avantis CIBC Global Small Cap Value ETF	CIBC ETF	March 13, 2026	CASV
Avantis CIBC International Equity ETF	CIBC ETF	March 13, 2026	CADE
Manulife CQS Multi Asset Credit Fund	Manulife	March 17, 2026	MMAC
Avantis CIBC All-Equity Asset Allocation ETF	CIBC ETF	March 18, 2026	CAGE
Middlefield ActivEnergy Dividend Class	Middlefield ETFs	March 18, 2026	MAEC
Middlefield Income Plus Class	Middlefield ETFs	March 18, 2026	MIPC
All-Canadian Oil & Gas ETF	Lightwater Partners	March 23, 2026	COIL

New ETF Listings

Q1 2026

Name	Fund Family	Listing Date	Ticker
Vanguard U.S. High Dividend Yield Index	Vanguard Canada	March 25, 2026	VUDV
Global X NYSE 100 Index ETF	Global X	March 26, 2026	NYSX NYSX.U
Brompton Global Cash Flow Kings ETF	Brompton Funds	March 31, 2026	KNGG
Brompton Global Equity HighPay ETF	Brompton Funds	March 31, 2026	PAYG
Avantis CIBC Emerging Markets Equity ETF	CIBC ETF	March 31, 2026	CAEM
Humilis Fundamental Opportunities ETF	LongPoint ETFs	March 31, 2026	HBOP
Humilis North American Dividend Growth ETF	LongPoint ETFs	March 31, 2026	HBDV
Humilis North American Tactical Equity Fund	LongPoint ETFs	March 31, 2026	HBTA

For more information

Graham Mackenzie

Managing Director, Exchange Traded Products
Toronto Stock Exchange
E: graham.mackenzie@tmx.com

Keith Wu

Head, Exchange Traded Products
Toronto Stock Exchange
E: keith.wu@tmx.com

Aimee Rotman

ETF Specialist
Toronto Stock Exchange
E: aimee.rotman@tmx.com



tmx.com/etf

©2026 TSX Inc. All rights reserved. The information in this document is provided for informational purposes only. Neither TMX Group Limited nor any of its affiliates represents, warrants or guarantees the completeness or accuracy of the information contained in this document and they are not responsible for any errors or omissions in or your use of, or reliance on, the information. The information in this document is provided with the express condition, to which by making use thereof you expressly consent, that no liability shall be incurred by TMX Group Limited and/or any of its affiliates as a result of any errors or omissions herein or any use or reliance upon the information. The information provided in this document is not an invitation to purchase securities listed on Toronto Stock Exchange. TMX Group Limited and its affiliates do not endorse or recommend any of the referenced securities or issuers, and this document does not, nor should it be construed as, providing any trading, legal, accounting, tax, investment, business, financial or other advice, and you should not rely on it for such purposes. Professional advisors should be consulted. Listing on Toronto Stock Exchange does not guarantee the future performance of a security or an issuer. "S&P" is a trademark owned by Standard & Poor's Financial Services LLC, and "TSX" is a trademark owned by TSX Inc. The Future is Yours to See., TMX, the TMX design, TMX Group, Toronto Stock Exchange, TSX and Voir le futur. Réaliser l'avenir. are trademarks of TSX Inc. All other trademarks herein are the property of their respective owners.