

TORONTO STOCK EXCHANGE | TSX VENTURE EXCHANGE

Investor Insights

April 2026



Large Cap

Market Cap: > \$1 Billion

329 Issuers Total



Share Price Performance

Top Companies	Ticker	Share Price Performance	Share Price*
Xanadu Quantum Technologies Ltd.	TSX:XNDU	269%	\$39.45
G2 Goldfields Inc.	TSX:GTWO	93%	\$10.39
Sigma Lithium Corp.	TSXV:SGML	74%	\$29.71
Rupert Resources Ltd.	TSX:RUP	67%	\$10.71
Hammond Power Solutions Inc.	TSX:HPS.A	65%	\$289.17
BlackBerry Ltd.	TSX:BB	63%	\$7.35
Curaleaf Holdings, Inc.	TSX:CURA	59%	\$4.77
Hut 8 Corp.	TSX:HUT	58%	\$102.91
Keel Infrastructure Corp.	TSX:KEEL	51%	\$4.11
Lithium Argentina AG	TSX:LAR	49%	\$13.82


Most Active

Top Companies	Ticker	Volume Traded (Millions of Shares)
Canadian Natural Resources Ltd.	TSX:CNQ	319.3
Baytex Energy Corp.	TSX:BTE	163.1
ARC Resources Ltd.	TSX:ARX	156.5
TELUS Corp.	TSX:T	152.1
The Toronto-Dominion Bank	TSX:TD	149.8
Cenovus Energy Inc.	TSX:CVE	146.8
TC Energy Corp.	TSX:TRP	140.6
Enbridge Inc.	TSX:ENB	139.0
Whitecap Resources Inc.	TSX:WCP	138.8
Ivanhoe Mines Ltd.	TSX:IVN	120.6

*As at 04/30/2026 (CAD)

Mid Cap

Market Cap: \$100 Million to \$1 Billion
659 Issuers Total



Share Price Performance

Top Companies	Ticker	Share Price Performance	Share Price*
First Atlantic Nickel & Cobalt Corp.	TSXV:FAN	209%	\$0.82
Metavista3D Inc.	TSXV:DDD	96%	\$0.90
Nevgold Corp.	TSXV:NAU	63%	\$2.15
Trident Resources Corp.	TSXV:ROCK	61%	\$4.02
Hydreight Technologies Inc.	TSXV:NURS	60%	\$4.22
Tidewater Midstream and Infrastructure Ltd.	TSX:TWM	60%	\$14.15
Fortune Minerals Ltd.	TSX:FT	57%	\$0.17
Kingfisher Metals Corp.	TSXV:KFR	55%	\$1.10
Tidewater Renewables Ltd.	TSX:LCFS	54%	\$10.79
Falcon Energy Materials PLC	TSXV:FLCN	53%	\$0.98

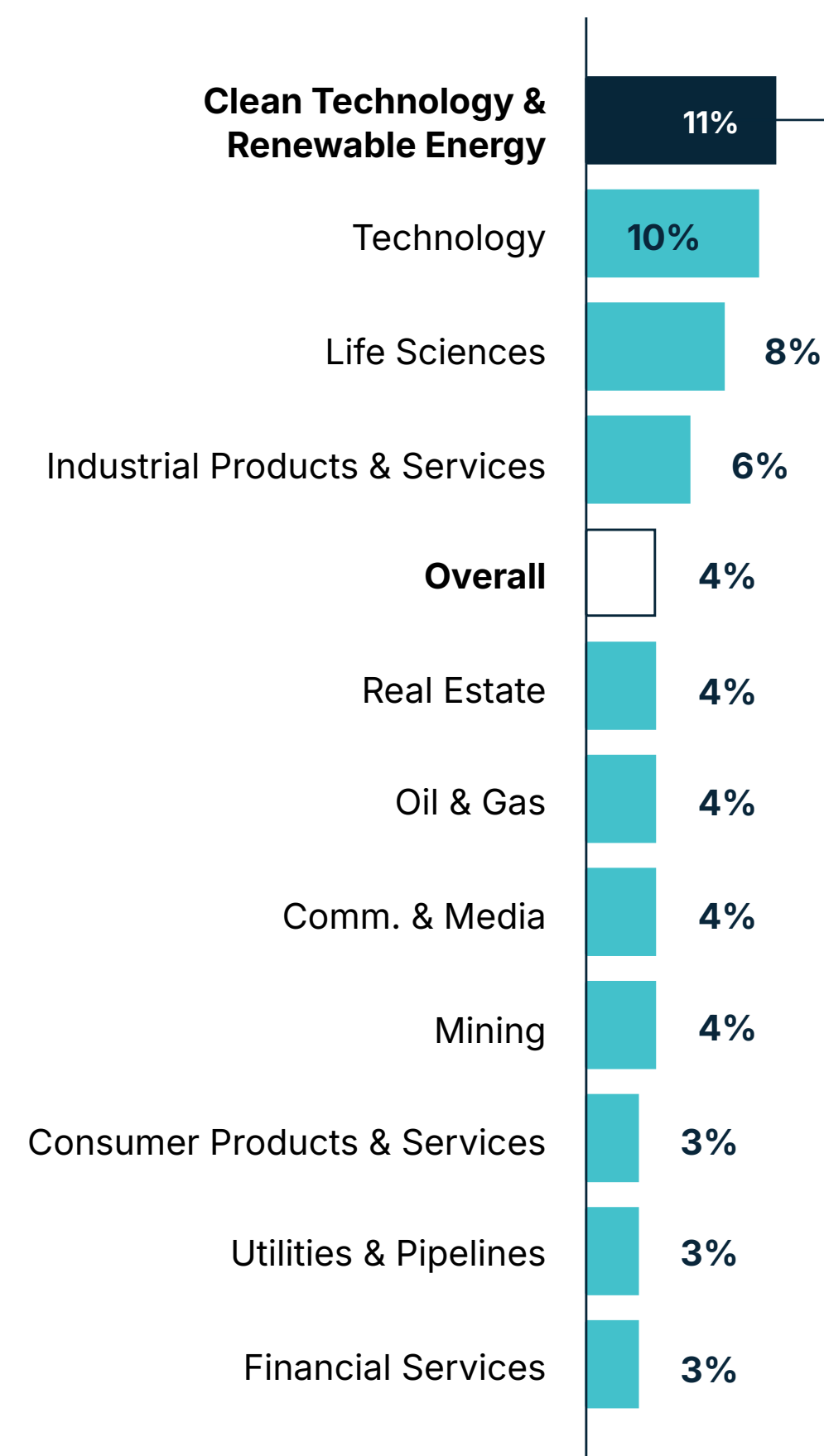
Most Active

Top Companies	Ticker	Volume Traded (Millions of Shares)
Canopy Growth Corp.	TSX:WEED	64.1
West Red Lake Gold Mines Ltd.	TSXV:WRLG	63.0
Hive Digital Technologies Ltd.	TSXV:HIVE	51.9
Guanajuato Silver Company Ltd.	TSXV:GSVR	49.5
First Mining Gold Corp.	TSX:FF	39.2
Panoro Minerals Ltd.	TSXV:PML	39.0
Silver Storm Mining Ltd.	TSXV:SVRS	37.8
Volatus Aerospace Inc.	TSX:FLT	37.5
PetroTal Corp.	TSX:TAL	35.9
Liberty Gold Corp.	TSX:LGD	33.0

*As at 04/30/2026 (CAD)

Mid Cap Top Performing Sector

Average Share Price Performance by Sector



Top Performing Sector Clean Technology & Renewable Energy

Top Companies	Ticker	Share Price Performance	Share Price*
Tidewater Renewables Ltd.	TSX:LCFS	54%	\$10.79
SPARQ Systems Inc.	TSXV:SPRQ	50%	\$0.90
Tantalus Systems Holding Inc.	TSX:GRID	42%	\$6.35
BQE Water Inc.	TSXV:BQE	21%	\$82.35
Graphene Manufacturing Group Ltd.	TSXV:GMG	17%	\$2.38
Anaergia Inc.	TSX:ANRG	17%	\$3.17
Electrovaya Inc.	TSX:ELVA	16%	\$12.59
CVW Sustainable Royalties Inc.	TSXV:CVW	13%	\$1.10
NanoXplore Inc.	TSX:GRA	7%	\$2.22
Polaris Renewable Energy Inc.	TSX:PIF	5%	\$12.82

*As at 04/30/2026 (CAD)

In Case You Missed It...

CABRAL GOLD INC.

[Cabral Gold Announces Closing of \\$20 Million Bought Deal Financing](#)

Release Date: 2026-04-02

GRAPHENE MANUFACTURING GROUP LTD.

[GMG Doubles Energy Density of 6 Minute Charging Graphene Aluminium-Ion Battery](#)

Release Date: 2026-04-15

AMEX EXPLORATION INC.

[RETRANSMISSION: Amex Delivers a Positive Feasibility Study for Development of the Perron Gold Mine](#)

Release Date: 2026-04-13

Small Cap

Market Cap: \$25 Million to \$100 Million

397 Issuers Total



Share Price Performance

Top Companies	Ticker	Share Price Performance	Share Price*
Tincorp Metals Inc.	TSXV:TIN	160%	\$1.09
Kirkland Lake Discoveries Corp.	TSXV:KLDC	159%	\$0.48
Legacy Gold Mines Ltd.	TSXV:LEGY	121%	\$0.95
Silver Bull Resources, Inc.	TSX:SVB	93%	\$0.57
Q-Gold Resources Ltd.	TSXV:QGR	89%	\$0.26
Scandium International Mining Corp.	TSXV:SCY	84%	\$0.18
Pacific Booker Minerals Inc.	TSXV:BKM	78%	\$2.80
Phenom Resources Corp.	TSXV:PHNM	62%	\$0.47
Honey Badger Silver Inc.	TSXV:TUF	61%	\$0.46
Tajiri Resources Corp.	TSXV:TAJ	61%	\$0.29

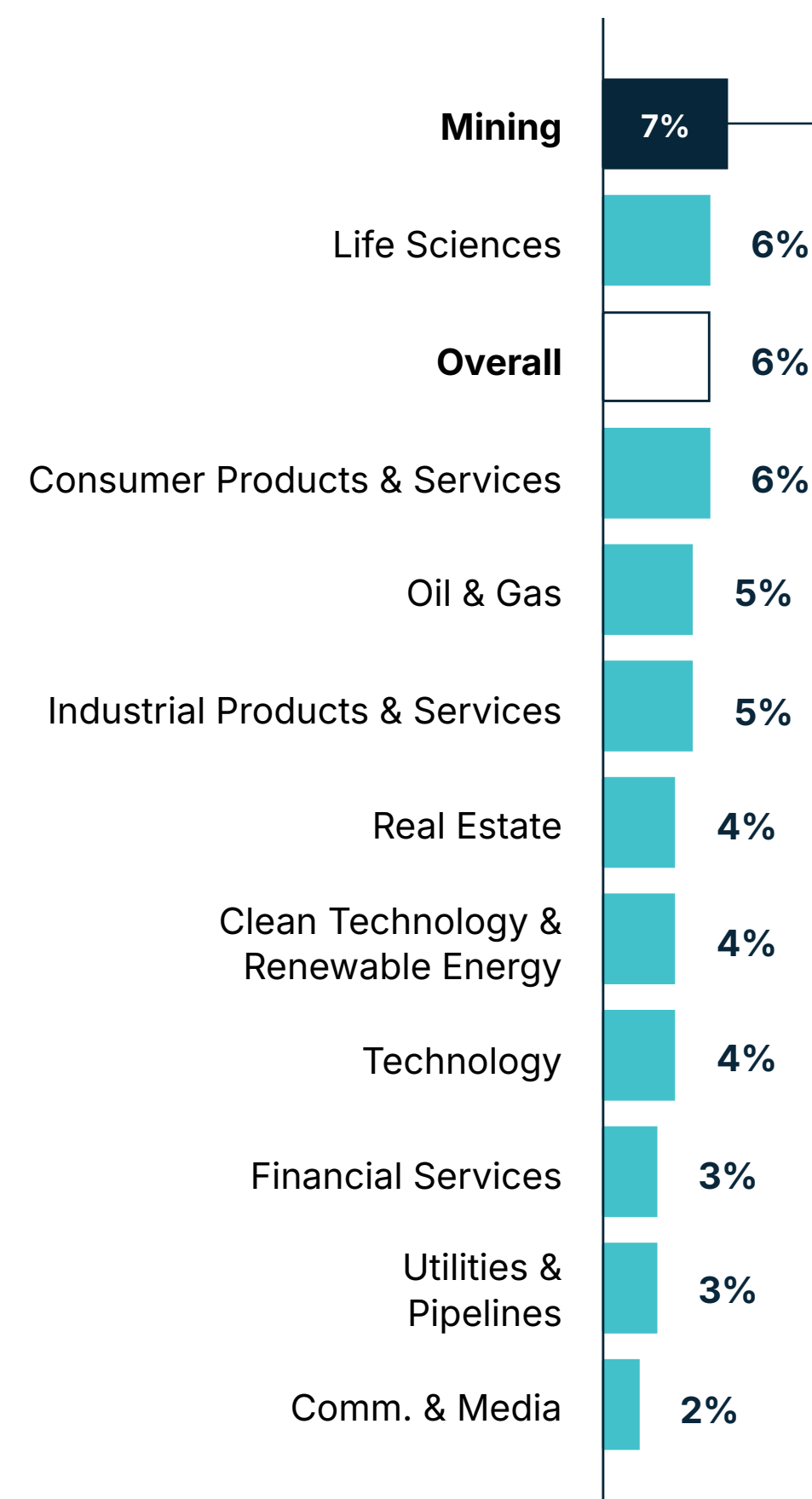
Most Active

Top Companies	Ticker	Volume Traded (Millions of Shares)
Charbone Hydrogen Corp.	TSXV:CH	36.2
Scandium Canada Ltd.	TSXV:SCD	34.5
Kirkland Lake Discoveries Corp.	TSXV:KLDC	26.0
Sun Summit Minerals Corp.	TSXV:SMN	20.8
Ameritrust Financial Technologies Inc.	TSXV:AMT	19.2
Avalon Advanced Materials Inc.	TSX:AVL	18.9
Avanti Helium Corp.	TSXV:AVN	18.0
Southern Energy Corp.	TSXV:SOU	17.1
Honey Badger Silver Inc.	TSXV:TUF	16.5
Q-Gold Resources Ltd.	TSXV:QGR	15.7

*As at 04/30/2026 (CAD)

Small Cap Top Performing Sector

Average Share Price Performance by Sector



Top Performing Sector Mining

Top Companies	Ticker	Share Price Performance	Share Price*
Tincorp Metals Inc.	TSXV:TIN	160%	\$1.09
Kirkland Lake Discoveries Corp.	TSXV:KLDC	159%	\$0.48
Legacy Gold Mines Ltd.	TSXV:LEGY	121%	\$0.95
Silver Bull Resources, Inc.	TSX:SVB	93%	\$0.57
Q-Gold Resources Ltd.	TSXV:QGR	89%	\$0.26
Scandium International Mining Corp.	TSXV:SCY	84%	\$0.18
Pacific Booker Minerals Inc.	TSXV:BKM	78%	\$2.80
Phenom Resources Corp.	TSXV:PHNM	62%	\$0.47
Honey Badger Silver Inc.	TSXV:TUF	61%	\$0.46
Tajiri Resources Corp.	TSXV:TAJ	61%	\$0.29

*As at 04/30/2026 (CAD)

In Case You Missed It...

DRYDEN GOLD CORP.

[Dryden Gold Discovers Three New High-Grade Zones with 4.25 Meters Grading 32.87 g/t Gold Including 0.50 Meters of 252.00 g/t Gold at Gold Rock](#)

Release Date: 2026-04-02

COSA RESOURCES CORP.

[Cosa Reports Anomalous Radioactivity in Multiple Drill Holes at the Murphy Lake North Joint Venture with Denison Mines](#)

Release Date: 2026-04-13

KIRKLAND LAKE DISCOVERIES CORP.

[KLDC Intersects 103 m of Continuous Gold Mineralization including 5.66 g/t Au over 18.2 m, 3.30 g/t Au over 18.7 m and 1.78 g/t Au over 23.9 m in First Drill Hole at Mirado](#)

Release Date: 2026-04-16

Micro Cap

Market Cap: < \$25 Million

332 Issuers Total



Share Price Performance

Top Companies	Ticker	Share Price Performance	Share Price*
F4 Uranium Corp.	TSXV:FFU	192%	\$0.19
Grizzly Discoveries Inc.	TSXV:GZD	150%	\$0.08
COSCIENS Biopharma Inc.	TSX:CSCI	122%	\$2.69
Canada One Mining Corp.	TSXV:CONC	122%	\$0.10
GPM Metals Inc.	TSXV:GPM	88%	\$0.15
Carlin Gold Corp.	TSXV:CGD	87%	\$0.56
Infield Minerals Corp.	TSXV:IN	75%	\$0.07
Route1 Inc.	TSXV:ROI	73%	\$0.10
Wi2Wi Corp.	TSXV:YTY	67%	\$0.05
Kairos Gold Inc.	TSXV:KIRO	62%	\$0.63

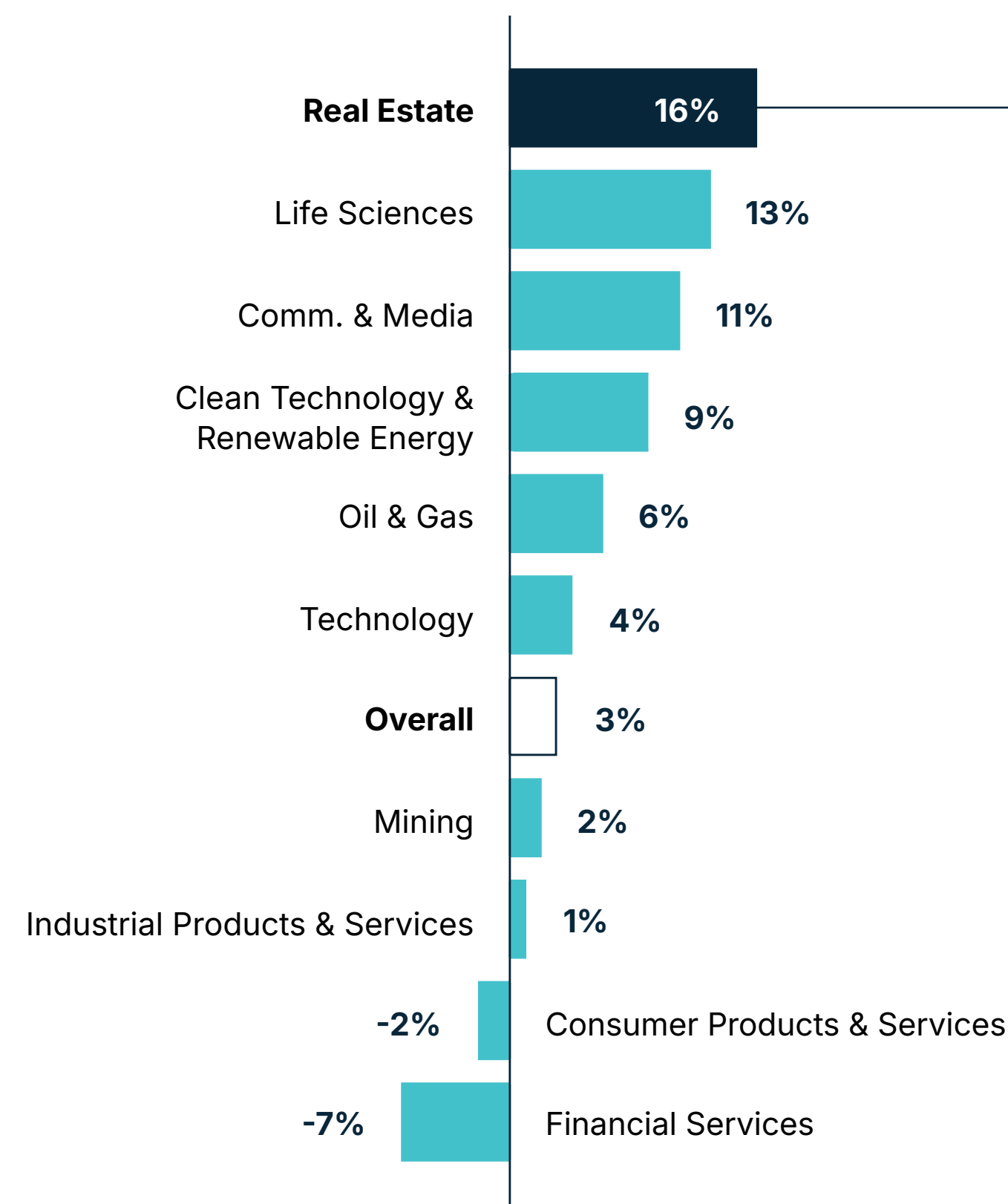
Most Active

Top Companies	Ticker	Volume Traded (Millions of Shares)
INEO Tech Corp.	TSXV:INEO	28.9
Argentina Lithium & Energy Corp.	TSXV:LIT	23.9
First Helium Inc.	TSXV:HELI	22.4
Nevada Sunrise Metals Corp.	TSXV:NEV	15.0
Prospera Energy Inc.	TSXV:PEI	14.1
Kirkstone Metals Corp.	TSXV:KSM	13.6
Atomic Minerals Corp.	TSXV:ATOM	12.7
Bayhorse Silver Inc.	TSXV:BHS	12.7
F4 Uranium Corp.	TSXV:FFU	10.8
Coyote Copper Mines Inc.	TSXV:CCMM	10.7

*As at 04/30/2026 (CAD)

Micro Cap Top Performing Sector

Average Share Price Performance by Sector



Top Performing Sector Real Estate

Top Companies	Ticker	Share Price Performance	Share Price*
Ravelin Properties REIT	TSX:RPR.UN	25%	\$0.03
Starlight U.S. Residential Fund (Multi-Family) Investment LP	TSXV:SURF.UN	7%	\$0.15

*As at 04/30/2026 (CAD)

In Case You Missed It...

ATOMIC MINERALS CORP.

[Atomic Minerals Highlights Strategic Role Amid Possible Iran Ceasefire and Project Vault Defense Initiatives](#)

Release Date: 2026-04-09

MANGANESE X ENERGY CORP.

[U.S. Patent Office Grants Manganese X Battery Grade High-Purity Processing Patent](#)

Release Date: 2026-04-15

LION ROCK RESOURCES INC.

[Lion Rock Resources Clarifies Global One Media Agreement](#)

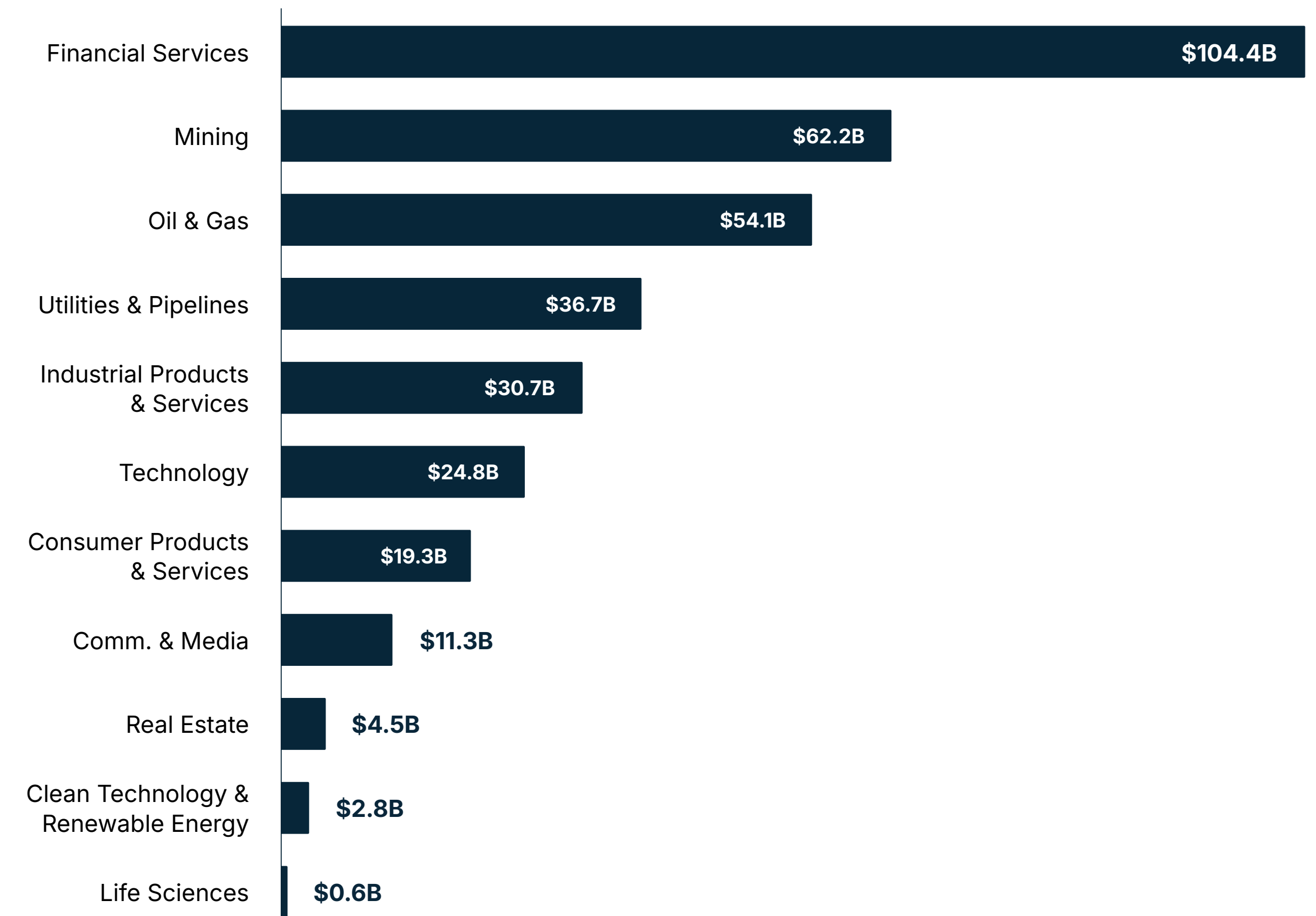
Release Date: 2026-04-10

Top TSX and TSXV Indices*

Index Name	Performance
S&P/TSX Venture Industrials Index	24%
S&P/TSX Health Care Index	18%
S&P/TSX Information Technology Index	10%
S&P/TSX Financials Index	10%
S&P/TSX Venture Energy Index	8%
S&P/TSX Consumer Discretionary Index	7%
S&P/TSX Industrials Index	6%
S&P/TSX Venture Health Care Index	4%
S&P/TSX 60 Index	4%
S&P/TSX Venture Composite Index	4%

*As at 04/30/2026 (CAD)

Value Traded by Sector (C\$B)





For more information

Richard Goodman

Managing Director, Global Capital Development
& Business Transformation

richard.goodman@tmx.com

 **Subscribe to our Market Intelligence Reports**

tsx.com/mig

As at April 30, 2026, unless otherwise noted. Companies were subject to a minimum trading value to qualify for analysis. ©2026 TSX Inc. All rights reserved. The information in this document is provided for informational purposes only. This document, and certain of the information contained in this document, is TSX Inc.'s proprietary information. Do not disclose, copy, distribute, sell or modify this document or any of its contents without TSX Inc.'s prior written consent. Neither TMX Group Limited nor any of its affiliates represents, warrants or guarantees the completeness or accuracy of the information contained in this document and they are not responsible for any errors or omissions in or your use of, or reliance on, the information. The information in this document is provided with the express condition, to which by making use thereof you expressly consent, that no liability shall be incurred by TMX Group Limited and/or any of its affiliates as a result of any errors or omissions herein or any use or reliance upon the information. TMX Group Limited and its affiliates are not responsible for any errors or omissions in, or your use of, information accessed through links to any third party sites, and the views, comments, opinions and advice of any third party, in this document or on any third party site, reflect those of the individual authors only and are not necessarily endorsed by TMX Group Limited and its affiliates. TMX Group Limited and its affiliates have not prepared, reviewed or updated the content of any third party sites, and assume no responsibility for such information. The information provided is not an invitation to purchase securities listed on Toronto Stock Exchange or TSX Venture Exchange. TMX Group Limited and its affiliates do not endorse or recommend any of the referenced securities or issuers, and this document does not, nor should it be construed as, providing any trading, legal, accounting, tax, investment, business, financial or other advice, and you should not rely on it for such purposes. Professional advisors should be consulted. Listing on Toronto Stock Exchange or TSX Venture Exchange does not guarantee the future performance of a security or an issuer. The S&P/TSX 60 Index and the S&P/TSX Composite Index (the "S&P/TSX Indices") are products of S&P Dow Jones Indices LLC or its affiliates ("SPDJI") and TSX Inc. ("TSX"). Standard & Poor's® and S&P® are registered trademarks of Standard & Poor's Financial Services LLC ("S&P"); Dow Jones® is a registered trademark of Dow Jones Trademark Holdings LLC ("Dow Jones"); and TSX® is a registered trademark of TSX. SPDJI, Dow Jones, S&P, their respective affiliates and TSX do not sponsor, endorse, sell or promote any products based on the S&P/TSX Indices and none of such parties make any representation regarding the advisability of investing in such product(s) nor do they have any liability for any errors, omissions or interruptions of the S&P/TSX Indices or any data related thereto. TMX, the TMX design, Toronto Stock Exchange, TSX, TSXV, TSX Venture Exchange, The Future is Yours to See, and Voir le futur. Réaliser l'avenir. are the trademarks of TSX Inc. All other trademarks used herein are the property of their respective owners.