

ETFs in Canada

February 24, 2016



Capital Formation

Toronto Stock Exchange
TSX Venture Exchange
TSX Private Markets
TMX Equity Transfer Services

Derivatives

Montréal Exchange
CDCC
BOX

Efficient Markets

Toronto Stock Exchange
TSX Venture Exchange
TSX Alpha Exchange
CDS
NGX
shorcan

Market Insights

TMX Datalinx
TMX Insights
TMX Atrium
eXplore

Market Solutions

AgriClear

Disclaimer

This document is for information purposes only and is not an invitation to purchase securities listed on Toronto Stock Exchange and/or TSX Venture Exchange. TMX Group Ltd. and its affiliated companies do not endorse or recommend any securities referenced in this document. Please seek professional advice to evaluate specific securities.

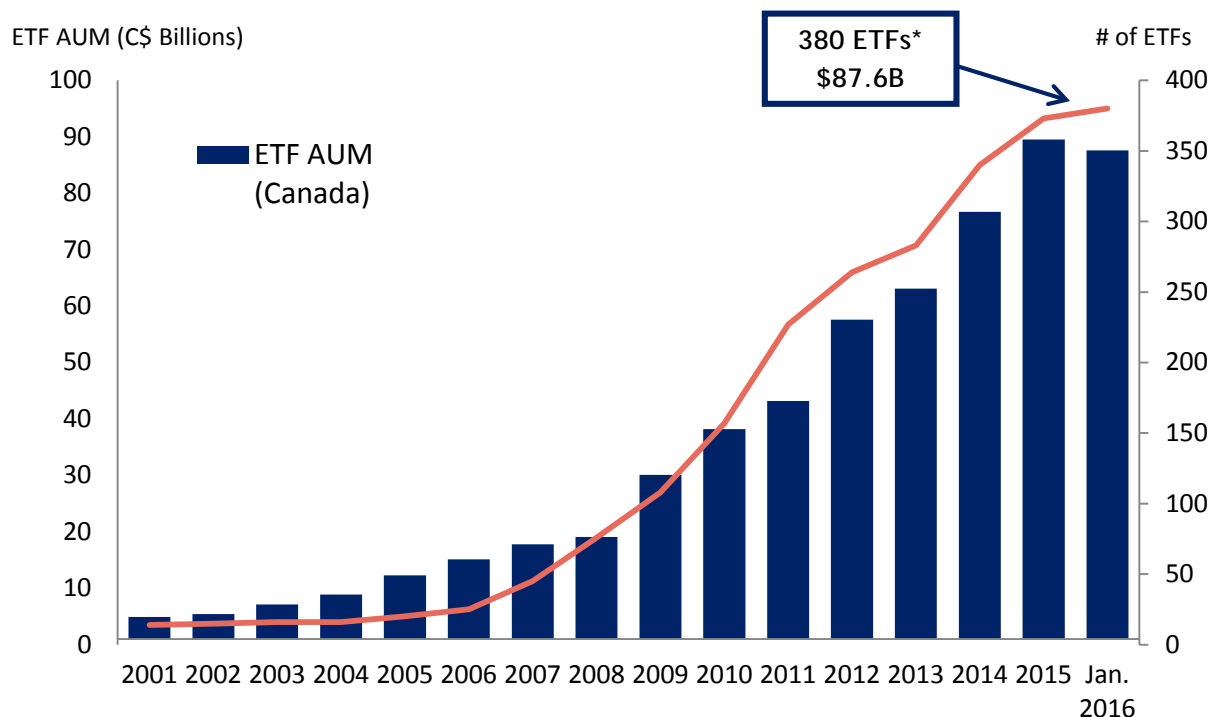
While the information herein is collected and compiled with care, neither TMX Group Ltd. nor any of its affiliated companies represents, warrants or guarantees the accuracy or the completeness of the information. This document is not intended to provide trading, tax, legal, accounting, business, investment, financial, or other advice and should not be relied upon for such advice.

This information is provided with the express condition, to which by making use thereof you expressly consent, that no liability shall be incurred by TMX Group Ltd. and/or any of its affiliated companies as a result of any errors or omissions herein or any use or reliance upon this information.

TMX, the TMX design, TMX Group, Toronto Stock Exchange, TSX, TSX Venture Exchange and TSXV are the trademarks of TSX Inc. All other trademarks used are the property of their respective owners.

© 2016 TMX Group Ltd. All rights reserved. Do not copy, distribute, sell or modify without TMX Group Ltd.'s prior written consent.

ETF Assets Under Management



*Canadian domiciled ETFs
Excludes one cross-listed product

More choice for
investors

7

new ETFs in
January 2016

57

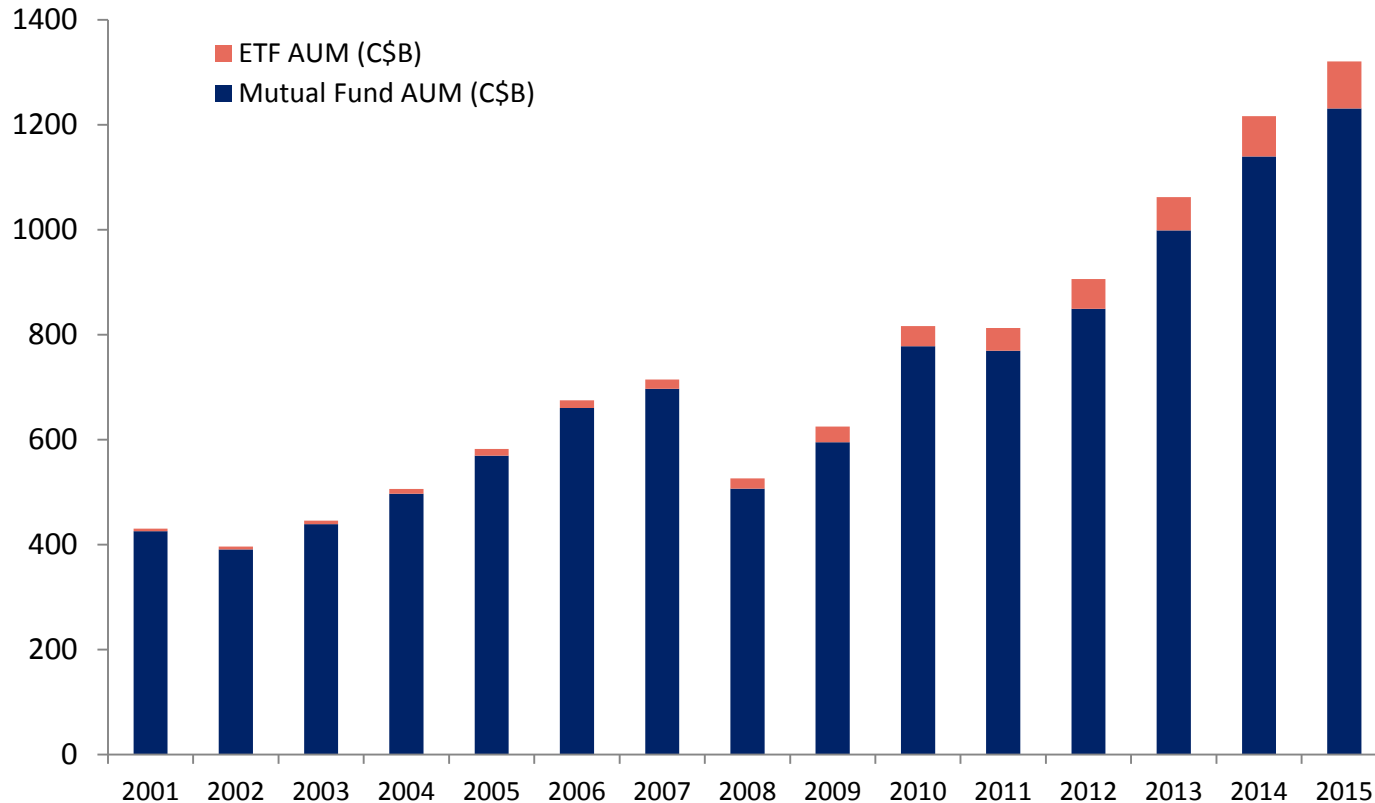
new ETFs in 2015

63

new ETFs in 2014

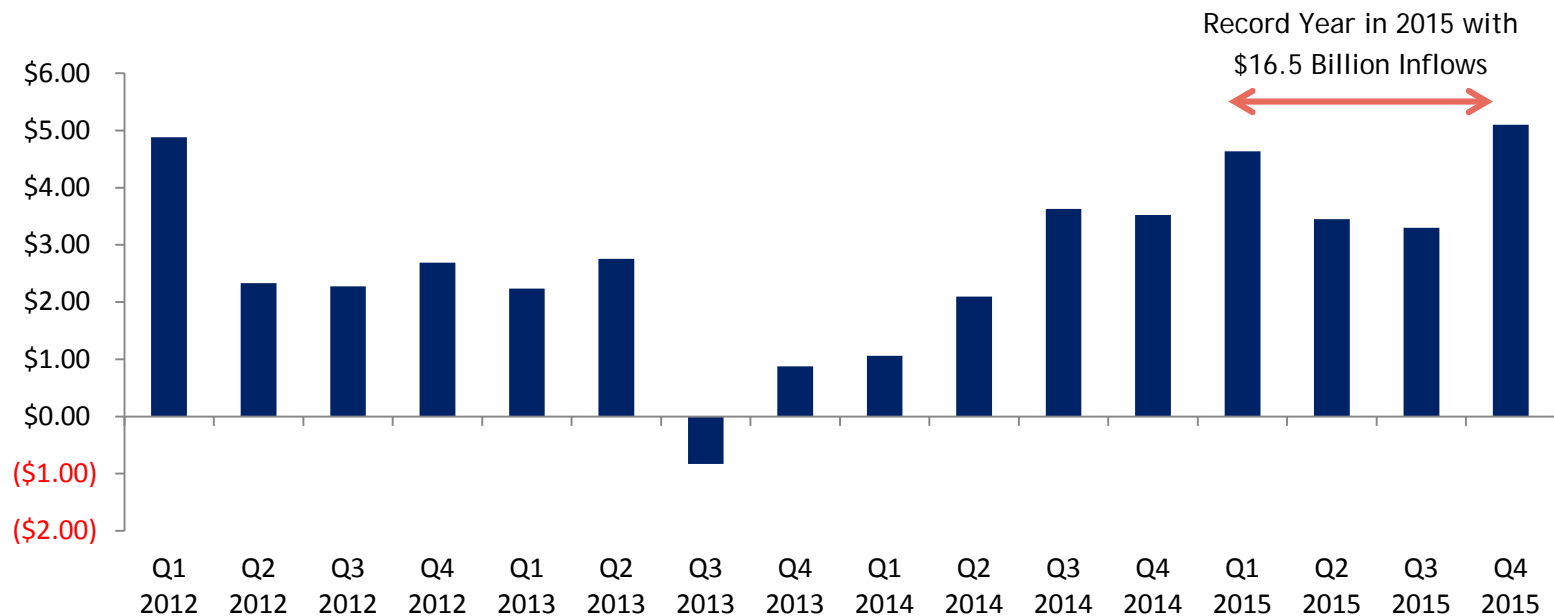
Mutual Fund and ETF AUM Growth

Canadian ETF AUM as a percentage of Mutual Fund AUM is growing, at 7%, but there is still a long way to go



Source: IFIC, CETFA, Investor Economics and TSX.
As at December 31, 2015.

ETF Flows by Quarter (\$B)



TMX Money ETF Centre

TRENDING: ^TSX RY TD MFC BNS BBD.B BCE CPK K G [Login / Register](#)

GET QUOTE: Enter Symbol **S&P/TSX Composite Index** 12,037.43↓ 148.29 (-1.22%) **S&P/TSX Venture Composite Index** 507.68↑ 2.37 (0.47%)

Exchange Traded Funds (ETFs)

Discovery Education Library

Oilmageddon ... Or? (TWTW – Feb 1-5, 2016)

Oilmageddon ... Or? ICYMI – this report, from some Citigroup Analysts spells the disastrous case of Oil's crash producing a death spiral that – due to Flows considerations – risks overwhelming market fundamentals that are otherwise not bad per se ... "Look for Stocks to Sink every time Oil does ..." => Click HERE for more! And in case that doesn't cover it, Continue Reading

- Lousy January ... Resetting Expectations?
- NOT back in the darkness! (Monthly Perspectives – February 2016)
- Floor? Temporary? (TWTW – Jan 25-29, 2016)

[More News](#)

ETF Market Movers

Market Mover statistics are based on End-of-Day calculations. 1 Day | 3 months | 1 year | 3 years | 5 years

ETF	Symbol	Last	Chg	% Chg	Vol	52w Hi	52w Lo
Horizons BetaPro S&P/TSX Capped Energy Bear Plus ETF #00	HED	24.86	1.21	5.12%	138.67k	32.71	11.73
Horizons BetaPro NYMEX Crude Oil Bear Plus ETF #00	HOD	31.85	1.33	4.36%	1.47m	36.05	7.40
Horizons BetaPro S&P/TSX Global Gold Bull Plus ETF #00	HGU	26.53	0.90	3.51%	1.49m	38.95	13.75
Horizons BetaPro S&P/TSX Capped Financials Bear Plus ETF #00	HFD	12.52	0.35	2.88%	42.25k	13.35	9.56
Horizons BetaPro NYMEX Natural Gas Bear Plus ETF #00	HND	20.59	0.57	2.85%	374.18k	30.69	8.25
First Trust AlphaDEX U.S. Consumer Discretionary Sector Index ETF #00	FHD	20.40	0.48	2.41%	101.00	24.01	19.92
BMO MSCI Emerging Markets Index ETF #00	ZEM	14.30	0.30	2.14%	14.00k	18.88	13.02
Questtrade Russell US Midcap Growth Index ETF Hedged to CAD #00	QMG	16.56	0.31	1.91%	1.75k	20.46	16.25
Horizons BetaPro S&P/TSX 60 Bear Plus ETF #00	HXD	12.08	0.22	1.85%	367.62k	13.68	8.56
iShares Core S&P U.S. Total Market Index ETF #00	XUU	19.77	0.36	1.85%	2.49k	22.35	17.69

ETF Directory

Equities	Fixed Income	Other
<ul style="list-style-type: none"> Canada U.S. North America Global/International Preferred 	<ul style="list-style-type: none"> Aggregate Corporate Government Target Maturity Corporate Bonds 	<ul style="list-style-type: none"> Commodity Alternative Strategies Currency Multi Asset Volatility

[Events](#) [Videos](#) [Features](#)

Highlights

- Daily content provided by ETFinsight.ca
- Highlights ETF market movers
- Provides a directory of every TSX-listed ETF
- Educational articles on ETFs and trading ETFs
- ETF Screener

<http://app.tmxmoney.com/etp>

TMX Money ETF Screener

DEFINE ↻ RESET PAGE

ASSET CLASS ?	REGION ?	STYLE ?	SIZE ?	SECTOR ?	ISSUER ?
<input checked="" type="checkbox"/> ALL	<input checked="" type="checkbox"/> ALL	<input checked="" type="checkbox"/> ALL	<input checked="" type="checkbox"/> ALL	<input checked="" type="checkbox"/> ALL	<input checked="" type="checkbox"/> ALL

CONSIDER Leveraged ☒ Inverse ☒ Advisor Class ☒ ETN ☒ RESET CHOICE

REFINE FHY ☐ SEARCH BY SYMBOL ☐ TAG PASSIVE STRATEGY ☐ TAG EMBEDDED STRATEGY

COST	DIVERSIFICATION	LIQUIDITY	TAX EFFICIENCY	TRACKING ERROR
SIZE	SIZE	SIZE	SIZE	SIZE

ETFs SELECTED : 525 out of 525 VIEW MY LIST PRINT MY LIST

ETF Screener provided by [PÜR INVESTING INC.](#)



Toronto Stock
Exchange

✓ ETFs

Contacts

Dani Lipkin

Head, Business Development
Exchange Traded Products

416-814-8874

dani.lipkin@tsx.com

Tanya Rowntree

Vice-President, Regional Sales
TMX Equity Transfer Services

416-607-7927

tanya.rowntree@tsx.com