



May 30, 2016

For more information, email trading_sales@tsx.com
 Visit our blog at <http://exchange.tmx.com/>

Indices	May 30 Close	Previous Close	Change	% Change
S&P/TSX Composite Index	14,086.67	14,105.23	-18.56	-0.13 %
S&P/TSX 60 Index	823.92	824.87	-0.95	-0.12 %
S&P/TSX Venture Composite	670.42	668.54	1.88	0.28 %
S&P/TSX Completion Index	908.58	910.25	-1.66	-0.18 %
S&P/TSX Smallcap Index	579.26	580.62	-1.36	-0.23 %

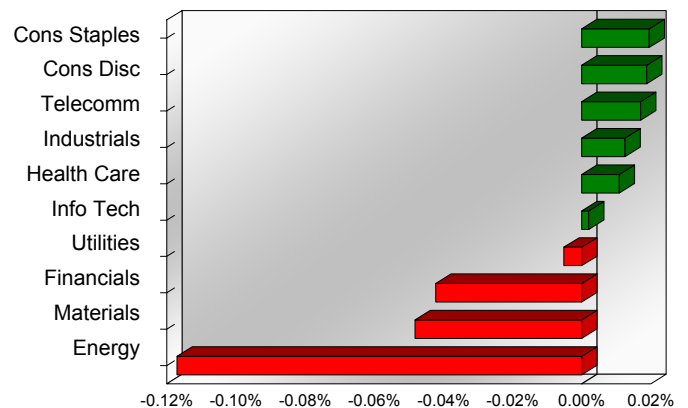
S&P/TSX Composite Index		
Advancers	Decliners	Unchanged
88	134	12

S&P/TSX Composite Index			
Top 10 Index Contributors		Top 10 Index Detractors	
Constituent	Index Contribution	Constituent	Index Contribution
BCE	1.72	ENB	-4.54
VRX	1.66	CNQ	-3.12
ATD.B	1.33	TRP	-1.95
CP	1.17	RY	-1.89
GIB.A	1.16	SLF	-1.46
SU	1.13	MFC	-1.25
QSR	0.92	ABX	-1.11
WJA	0.75	THO	-1.01
CTC.A	0.60	CPG	-1.00
CNR	0.50	IPL	-0.99

S&P/TSX Composite Index			
Top 10 Advancers		Top 10 Decliners	
Constituent	Return	Constituent	Return
IT	5.10%	FR	-3.34%
AIM	4.16%	LUN	-3.18%
WJA	3.47%	CEU	-2.89%
VRX	1.94%	NG	-2.85%
CXR	1.91%	THO	-2.80%
PJC.A	1.88%	WTE	-2.68%
DOO	1.85%	ARE	-2.35%
AYA	1.76%	PWT	-2.22%
BCB	1.53%	BNE	-2.17%
LIF	1.47%	NGD	-2.05%

S&P/TSX Composite Index				
Sector	# of Index Constituents	Weight	Market Cap (\$B)	Index Contribution
Consumer Staples	11	4.43 %	\$79.23	2.76
Consumer Discretionary	24	6.44 %	\$114.84	2.65
Telecommunication Services	4	5.52 %	\$98.45	2.41
Industrials	23	8.04 %	\$143.22	1.77
Health Care	5	0.97 %	\$17.42	1.53
Information Technology	13	2.96 %	\$52.68	0.29
Utilities	13	2.41 %	\$42.78	-0.72
Financials	46	37.78 %	\$671.30	-5.95
Materials	45	11.72 %	\$207.56	-6.79
Energy	50	19.74 %	\$349.00	-16.51
S&P/TSX Composite Index	234	100.00 %	\$1,776.50	-18.56

S&P/TSX Composite Index - Sectors Returns



This report is published by TSX Inc. TSX Inc. does not guarantee either the completeness or the accuracy of this information. The information contained in this report is provided for informational purposes only and you agree not to rely upon the information contained in this report for any trading, business or financial purpose. These sheets are printed in Canada and issued by TSX Inc. under the express condition, to which everyone receiving or making use thereof assents, that no liability shall be incurred by TSX Inc. or its affiliated companies or any other vendor or donor, including, without limitation, for reliance on or for any errors or inaccuracies in this report. Neither TMX Group Limited, TSX Inc., nor any of their affiliated companies, guarantees the completeness of the information contained in this document and are not responsible for any errors or omission in or your use of, or reliance on, the information. This publication is under copyright. © 2015 TSX Inc. All rights reserved. Do not copy, distribute, sell or modify this publication without the prior written consent of TSX Inc. www.tmx.com/trading

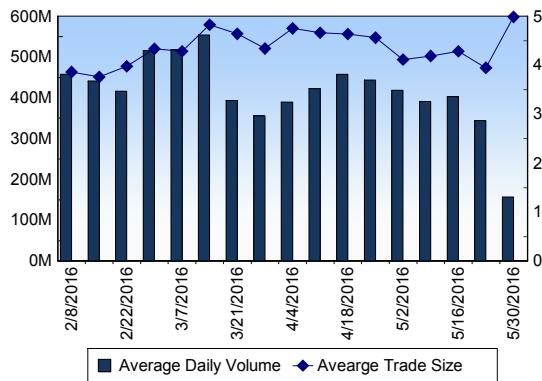
TSX

Daily Volume	157,213,759
Daily Value	\$1,862,584,484
Daily Trades	315,306
Daily Symbols Traded	1,782

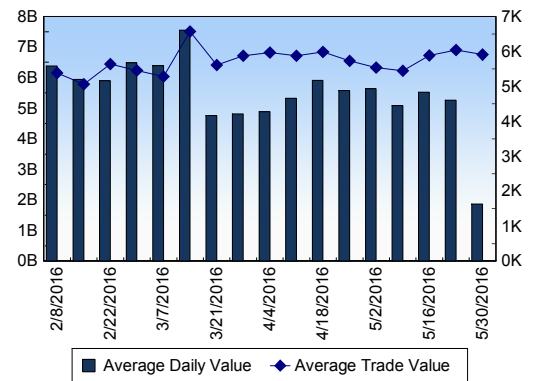
TSX ANONYMOUS TRADING

Daily Volume	50,816,468
Daily Value	\$671,147,760
Average Trade Size	378
% TSX Volume	32.32 %

TSX Volume



TSX Value (in Canadian Dollars)



Top 20 TSX Symbols by Volume

Symbol	TSX Volume	TSX Value
NKO	11,906,081	\$3,089,642
DGI	4,948,550	\$101,097
BBD.B	3,620,910	\$7,244,773
BTO	3,203,153	\$7,375,652
YRI	2,620,740	\$13,869,023
TBE	2,550,758	\$162,319
DEE	2,536,881	\$2,189,029
ORT	2,385,912	\$711,170
K	2,368,540	\$13,005,876
WCP	2,163,064	\$21,574,378
WCP.R	1,919,550	\$19,089,215
TXG	1,832,564	\$3,310,459
BNS	1,781,756	\$115,759,453
XIU	1,573,518	\$32,749,270
ME	1,532,600	\$371,319
PLI	1,394,689	\$4,038,853
FM	1,374,893	\$12,056,839
BTE	1,369,309	\$8,526,351
ECA	1,067,231	\$10,608,002
PGF	1,009,222	\$2,276,134

Top 20 TSX Symbols by Value

Symbol	TSX Volume	TSX Value
BNS	1,781,756	\$115,759,453
RY	786,400	\$63,320,395
TD	895,235	\$51,730,297
BMO	503,624	\$41,933,021
BCE	582,306	\$35,377,239
CM	341,610	\$34,907,688
ENB	631,107	\$32,840,702
XIU	1,573,518	\$32,749,270
SU	908,490	\$32,560,267
CNR	350,723	\$27,454,262
TRI	438,390	\$24,170,319
BIN	562,630	\$23,637,299
ALA	742,214	\$22,462,081
WCP	2,163,064	\$21,574,378
ABX	984,451	\$21,186,100
WCP.R	1,919,550	\$19,089,215
NA	431,098	\$18,987,573
MFC	924,515	\$17,993,377
DOL	195,344	\$17,968,085
CNQ	449,559	\$17,346,865

ETF Trading

Daily Volume	7,735,762	Average Trade Value	\$10,760
Daily Value	\$140,461,004	Average Trade Size	593
# Trades	13,054	# of ETFs Traded	381

Top 10 ETFs by TSX Volume

Symbol	Market Volume	Market Value
XIU	1,573,518	\$32,749,270
HNU	451,207	\$3,393,825
HOU	433,823	\$4,526,437
XGD	411,069	\$5,224,603
XSP	258,547	\$6,273,448
HOD	241,610	\$2,768,624
HXD	216,380	\$1,913,367
XEG	201,999	\$2,409,366
HXU	196,042	\$5,158,248
HGD	191,113	\$2,688,395

Top 10 ETFs by TSX Value

Symbol	Market Volume	Market Value
XIU	1,573,518	\$32,749,270
XSP	258,547	\$6,273,448
XGD	411,069	\$5,224,603
HXU	196,042	\$5,158,248
HOU	433,823	\$4,526,437
HXT	132,882	\$3,648,834
HNU	451,207	\$3,393,825
ZLB	103,823	\$2,883,906
HOD	241,610	\$2,768,624
HGD	191,113	\$2,688,395

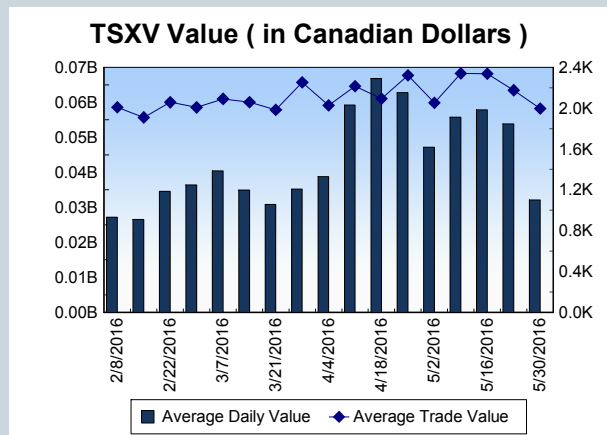
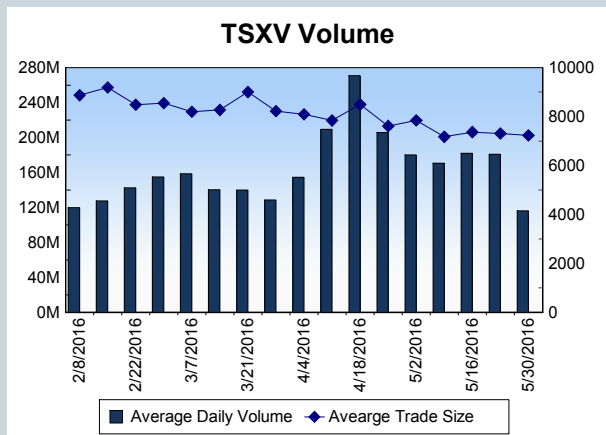
Block Trades	Non Block Trades
328	314,978

Top 5 Block Trade Brokers by Volume	
Broker	TSX Block Volume
TD SECURITIES INC.	4,466,200
RBC CAPITAL MARKETS	3,571,114
CIBC WORLD MARKETS INC.	1,591,400
CREDIT SUISSE SECURITIES	1,285,500
STATE STREET GLOBAL MK1	1,277,200

Top 5 Block Trade Symbols by Volume	
Symbol	TSX Block Volume
BBD.B	1,313,500
BNS	1,001,600
XIU	680,600
AAR.UN	620,000
WCP.R	521,700

TSXV	
Daily Volume	116,251,366
Daily Value	\$32,098,785
Daily Trades	16,079
Daily Symbols Traded	1,069

TSXV ANONYMOUS TRADING	
Daily Volume	46,393,668
Daily Value	\$12,643,607
Average Trade Size	7,455
% TSXV Volume	39.91%



Top 20 TSXV Symbols by Volume		
Symbol	TSXV Volume	TSXV Value
NCI	2,153,455	\$201,009
ION	2,091,401	\$743,995
TON	2,001,700	\$17,954
DPH	1,885,000	\$18,850
ABR	1,684,900	\$95,269
BBI	1,556,620	\$198,197
NMX	1,521,493	\$2,742,129
CXO	1,512,314	\$544,043
AIX	1,407,457	\$134,662
VIT	1,392,091	\$564,836
STM	1,259,842	\$149,116
PMI	1,219,000	\$103,615
DXE	1,200,000	\$6,000
XIM	1,200,000	\$85,555
ALY	1,200,000	\$240,250
ICG	1,198,210	\$714,497
LTX	1,084,100	\$5,421
USO	1,056,409	\$26,410
GPH	989,039	\$139,943
GEM	926,033	\$27,781

Top 20 TSXV Symbols by Value		
Symbol	TSXV Volume	TSXV Value
NMX	1,521,493	\$2,742,129
NYX	651,709	\$1,789,272
LI	708,309	\$948,547
ION	2,091,401	\$743,995
ICG	1,198,210	\$714,497
OGI	503,277	\$572,303
VIT	1,392,091	\$564,836
CXO	1,512,314	\$544,043
LIX	309,902	\$535,304
KAM	202,220	\$468,519
ROG	393,032	\$462,976
FCF	75,203	\$456,122
RUF.UN	59,800	\$442,276
CGC	170,707	\$440,285
RD	704,334	\$435,836
GSV	202,150	\$406,023
WML	482,053	\$401,901
GRZ	83,379	\$390,571
SVA	899,686	\$327,531
DLS	550,850	\$318,004

Dark TSX/TSXV Trading			
Volume	3,650,770	Daily Trades	9,152
Value	69,798,032	Daily Symbols Traded	771