



August 16, 2016

For more information, email trading_sales@tsx.com
 Visit our blog at <http://exchange.tmx.com/>

Indices	August 16 Close	Previous Close	Change	% Change
S&P/TSX Composite Index	14,703.44	14,777.02	-73.59	-0.50 %
S&P/TSX 60 Index	854.28	859.01	-4.73	-0.55 %
S&P/TSX Venture Composite	838.55	836.10	2.44	0.29 %
S&P/TSX Completion Index	968.02	971.33	-3.31	-0.34 %
S&P/TSX Smallcap Index	664.44	664.80	-0.36	-0.05 %

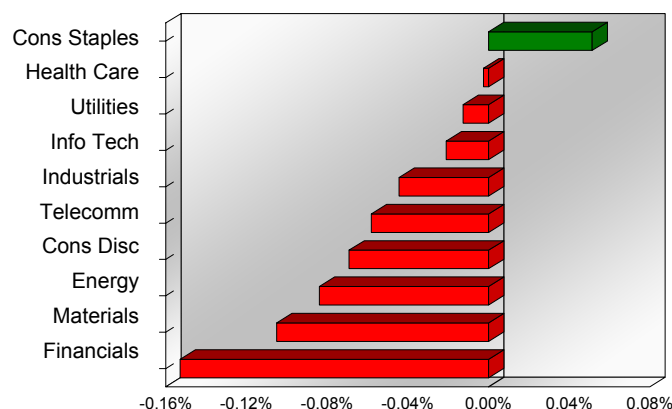
S&P/TSX Composite Index		
Advancers	Decliners	Unchanged
68	165	7

S&P/TSX Composite Index			
Top 10 Index Contributors		Top 10 Index Detractors	
Constituent	Index Contribution	Constituent	Index Contribution
ATD.B	6.16	TRP	-5.83
L	1.04	BCE	-4.79
MRU	0.81	ABX	-3.71
OGC	0.75	CNQ	-3.66
CPG	0.71	POT	-3.65
KEY	0.60	TD	-3.60
FM	0.59	SLF	-2.80
MAG	0.56	BNS	-2.80
TOU	0.55	TRI	-2.79
HR.UN	0.50	RY	-2.54

S&P/TSX Composite Index			
Top 10 Advancers		Top 10 Decliners	
Constituent	Return	Constituent	Return
TOG	5.15%	AVO	-25.24%
MAG	4.98%	ATA	-4.01%
CEU	4.65%	FR	-3.15%
DHX.B	3.98%	OR	-2.84%
LUC	3.57%	GC	-2.77%
OGC	3.27%	YRI	-2.75%
ATD.B	3.14%	DII.B	-2.72%
AAV	2.88%	SJ	-2.66%
TXG	2.51%	POT	-2.58%
GTE	2.37%	CCO	-2.43%

S&P/TSX Composite Index				
Sector	# of Index Constituents	Weight	Market Cap (\$B)	Index Contribution
Consumer Staples	11	4.18 %	\$80.64	7.61
Health Care	5	0.81 %	\$15.31	-0.37
Utilities	14	2.77 %	\$52.45	-1.87
Information Technology	13	2.82 %	\$53.33	-3.09
Industrials	24	8.59 %	\$162.71	-6.55
Telecommunication Services	4	5.47 %	\$103.06	-8.59
Consumer Discretionary	23	6.15 %	\$115.88	-10.23
Energy	49	20.28 %	\$384.57	-12.38
Materials	51	14.10 %	\$266.55	-15.53
Financials	46	34.83 %	\$660.40	-22.60
S&P/TSX Composite Index	240	100.00 %	\$1,894.91	-73.59

S&P/TSX Composite Index - Sectors Returns



This report is published by TSX Inc. TSX Inc. does not guarantee either the completeness or the accuracy of this information. The information contained in this report is provided for informational purposes only and you agree not to rely upon the information contained in this report for any trading, business or financial purpose. These sheets are printed in Canada and issued by TSX Inc. under the express condition, to which everyone receiving or making use thereof assents, that no liability shall be incurred by TSX Inc. or its affiliated companies or any other vendor or donor, including, without limitation, for reliance on or for any errors or inaccuracies in this report. Neither TMX Group Limited, TSX Inc., nor any of their affiliated companies, guarantees the completeness of the information contained in this document and are not responsible for any errors or omission in or your use of, or reliance on, the information. This publication is under copyright. © 2015 TSX Inc. All rights reserved. Do not copy, distribute, sell or modify this publication without the prior written consent of TSX Inc. www.tmx.com/trading

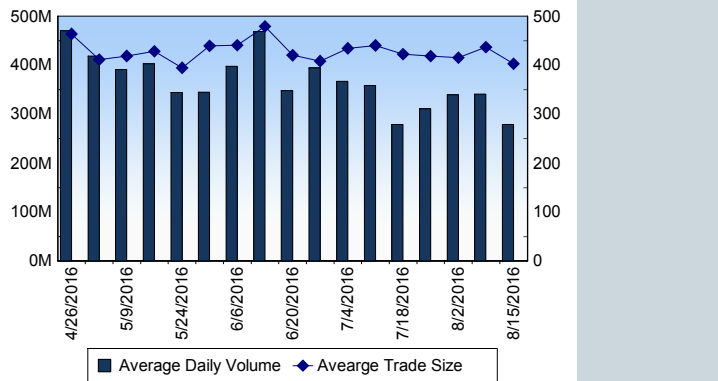
TSX

Daily Volume	286,555,790
Daily Value	\$3,964,679,631
Daily Trades	688,747
Daily Symbols Traded	1,852

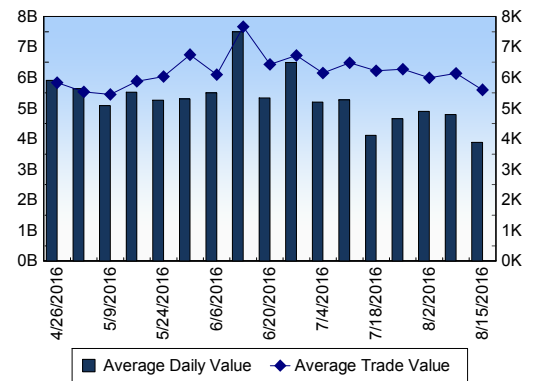
TSX ANONYMOUS TRADING

Daily Volume	102,562,085
Daily Value	\$1,598,258,667
Average Trade Size	336
% TSX Volume	35.79 %

TSX Volume



TSX Value (in Canadian Dollars)



Top 20 TSX Symbols by Volume

Symbol	TSX Volume	TSX Value
IVN	6,772,511	\$11,578,198
BTO	6,299,699	\$27,098,679
BTE	5,631,155	\$39,173,140
NDM	4,383,879	\$5,938,469
YRI	4,343,933	\$31,029,905
MFC	3,711,848	\$63,473,741
HOU	3,605,905	\$29,388,730
ABX	3,523,500	\$96,351,051
ECA	3,490,215	\$42,841,325
FM	3,115,645	\$37,595,446
RMP	3,072,973	\$3,073,595
TCK.B	2,927,880	\$61,550,166
K	2,900,033	\$19,203,862
IMG	2,670,884	\$17,020,492
ELD	2,614,098	\$14,328,966
OGC	2,520,016	\$12,641,448
KEL	2,322,475	\$11,666,027
TOG	2,302,538	\$18,729,227
AUE	2,262,779	\$124,423
BXE	2,125,007	\$2,160,627

Top 20 TSX Symbols by Value

Symbol	TSX Volume	TSX Value
ABX	3,523,500	\$96,351,051
RY	1,175,185	\$94,024,302
TD	1,563,061	\$89,046,129
TRP	1,382,539	\$84,905,152
ATD.B	1,118,485	\$68,971,766
CM	686,987	\$68,673,628
BMO	767,245	\$64,108,551
SU	1,745,051	\$63,843,909
MFC	3,711,848	\$63,473,741
TCK.B	2,927,880	\$61,550,166
BNS	900,147	\$59,883,462
L	787,788	\$57,617,851
SLW	1,358,479	\$53,944,943
XFN	1,697,917	\$52,882,804
BCE	829,028	\$51,744,120
CP	251,374	\$48,154,696
CNQ	1,087,594	\$45,285,128
EMA	920,170	\$44,364,516
ENB	822,488	\$44,036,567
ECA	3,490,215	\$42,841,325

ETF Trading

Daily Volume	17,312,295	Average Trade Value	\$10,393
Daily Value	\$276,181,026	Average Trade Size	651
# Trades	26,573	# of ETFs Traded	394

Top 10 ETFs by TSX Volume

Symbol	Market Volume	Market Value
HOU	3,605,905	\$29,388,730
HOD	1,779,847	\$22,446,565
XFN	1,697,917	\$52,882,804
HNU	1,270,642	\$12,712,274
HVU	1,004,116	\$4,985,101
XIU	971,568	\$20,958,515
XGD	654,501	\$11,078,239
HGD	611,013	\$4,269,861
HGU	496,869	\$15,399,327
XEG	339,262	\$4,319,574

Top 10 ETFs by TSX Value

Symbol	Market Volume	Market Value
XFN	1,697,917	\$52,882,804
HOU	3,605,905	\$29,388,730
HOD	1,779,847	\$22,446,565
XIU	971,568	\$20,958,515
HGU	496,869	\$15,399,327
HNU	1,270,642	\$12,712,274
XGD	654,501	\$11,078,239
XSP	268,036	\$6,699,680
HVU	1,004,116	\$4,985,101
XEG	339,262	\$4,319,574

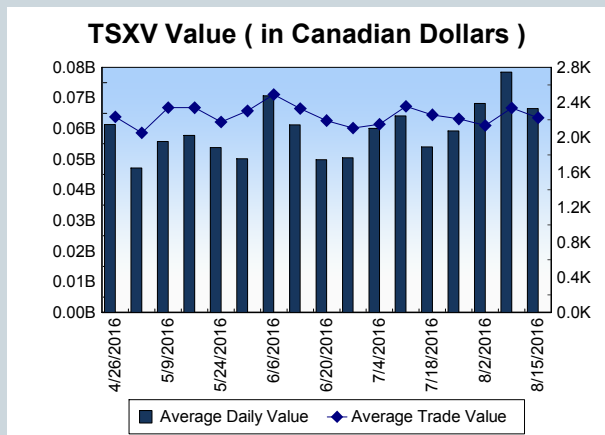
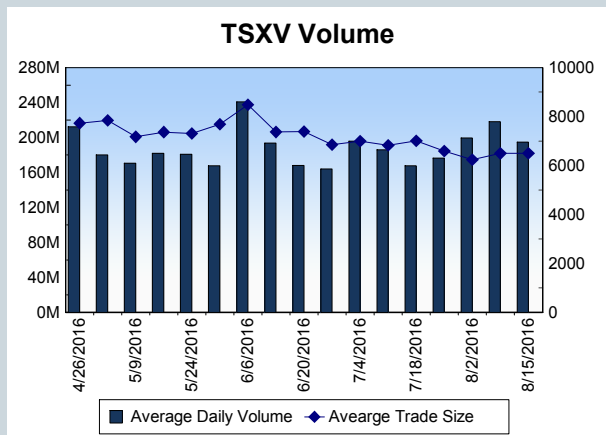
Block Trades	Non Block Trades
667	688,080

Top 5 Block Trade Brokers by Volume	
Broker	TSX Block Volume
TD SECURITIES INC.	6,249,800
CANACCORD GENUITY CORI	5,133,300
CORMARK SECURITIES INC.	4,572,200
CIBC WORLD MARKETS INC.	4,313,800
RBC CAPITAL MARKETS	3,172,200

Top 5 Block Trade Symbols by Volume	
Symbol	TSX Block Volume
XFN	1,500,000
MFC	1,128,600
OSK	1,117,800
BXE	1,000,000
FRC	995,200

TSXV	
Daily Volume	188,650,844
Daily Value	\$69,645,932
Daily Trades	30,437
Daily Symbols Traded	1,139

TSXV ANONYMOUS TRADING	
Daily Volume	76,317,802
Daily Value	\$26,750,211
Average Trade Size	6,044
% TSXV Volume	40.45%



Top 20 TSXV Symbols by Volume		
Symbol	TSXV Volume	TSXV Value
PTU	6,179,816	\$823,924
AMY	5,287,434	\$1,184,025
MXL	4,551,133	\$1,552,245
CJC	3,725,534	\$695,321
ARC	3,543,333	\$53,175
EGT	2,895,623	\$948,481
IDM	2,686,078	\$641,534
BBI	2,606,111	\$838,468
SOG	2,365,750	\$402,129
NRM	2,334,865	\$167,118
GTP	2,272,500	\$183,783
CNX	2,104,318	\$1,326,708
DUG	2,090,500	\$251,270
POG	2,052,600	\$457,371
ROG	1,748,681	\$2,837,632
CSQ	1,509,750	\$75,506
SRI	1,502,000	\$116,308
STM	1,432,031	\$127,585
SCZ	1,423,567	\$807,792
SOI	1,337,175	\$1,740,236

Top 20 TSXV Symbols by Value		
Symbol	TSXV Volume	TSXV Value
FCF	834,245	\$3,379,011
ROG	1,748,681	\$2,837,632
GSV	624,121	\$2,238,418
APH	759,792	\$1,808,301
TWM	1,249,637	\$1,773,182
SOI	1,337,175	\$1,740,236
KNT	910,014	\$1,711,277
MXL	4,551,133	\$1,552,245
OGI	998,324	\$1,478,403
BRI	602,714	\$1,452,577
SRX	334,511	\$1,407,341
CNX	2,104,318	\$1,326,708
FF	1,165,510	\$1,238,768
AMY	5,287,434	\$1,184,025
NCA	969,799	\$1,070,804
EGT	2,895,623	\$948,481
LXE	426,125	\$853,509
BBI	2,606,111	\$838,468
PTU	6,179,816	\$823,924
SCZ	1,423,567	\$807,792

Dark TSX/TSXV Trading			
Volume	6,635,380	Daily Trades	22,735
Value	148,650,191	Daily Symbols Traded	1,032