



September 16, 2016

For more information, email trading_sales@tsx.com

Visit our blog at <http://exchange.tmx.com/>

Indices	September 16 Close	Previous Close	Change	% Change
S&P/TSX Composite Index	14,450.69			%
S&P/TSX 60 Index	843.08			%
S&P/TSX Venture Composite	799.24			%
S&P/TSX Completion Index	939.67			%
S&P/TSX Smallcap Index	628.44			%

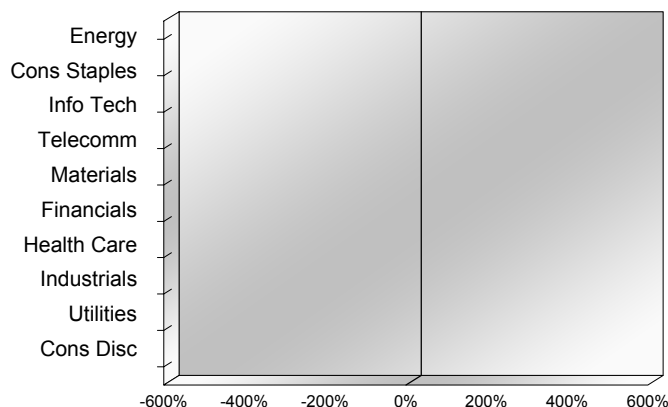
S&P/TSX Composite Index		
Advancers	Decliners	Unchanged
0	0	0

S&P/TSX Composite Index			
Top 10 Index Contributors		Top 10 Index Detractors	
Constituent	Index Contribution	Constituent	Index Contribution

S&P/TSX Composite Index			
Top 10 Advancers		Top 10 Decliners	
Constituent	Return	Constituent	Return
	%		%

S&P/TSX Composite Index				
Sector	# of Index Constituents	Weight	Market Cap (\$B)	Index Contribution
Energy	49	20.06 %		
Consumer Staples	11	4.27 %		
Information Technology	13	2.86 %		
Telecommunication Services	4	5.36 %		
Materials	51	13.00 %		
Financials	46	35.85 %		
Health Care	5	0.84 %		
Industrials	24	8.87 %		
Utilities	14	2.73 %		
Consumer Discretionary	23	6.15 %		
S&P/TSX Composite Index	240	100.00 %		

S&P/TSX Composite Index - Sectors Returns



This report is published by TSX Inc. TSX Inc. does not guarantee either the completeness or the accuracy of this information. The information contained in this report is provided for informational purposes only and you agree not to rely upon the information contained in this report for any trading, business or financial purpose. These sheets are printed in Canada and issued by TSX Inc. under the express condition, to which everyone receiving or making use thereof assents, that no liability shall be incurred by TSX Inc. or its affiliated companies or any other vendor or donor, including, without limitation, for reliance on or for any errors or inaccuracies in this report. Neither TMX Group Limited, TSX Inc., nor any of their affiliated companies, guarantees the completeness of the information contained in this document and are not responsible for any errors or omission in or your use of, or reliance on, the information. This publication is under copyright. © 2015 TSX Inc. All rights reserved. Do not copy, distribute, sell or modify this publication without the prior written consent of TSX Inc. www.tmx.com/trading

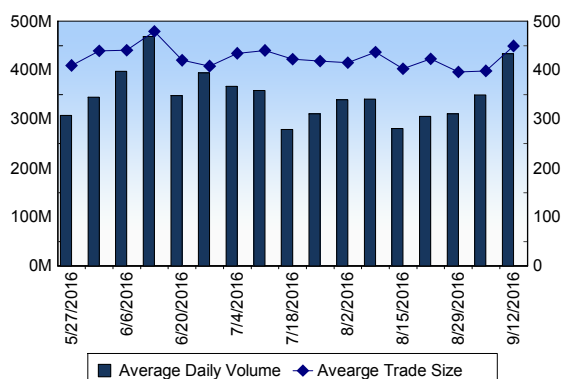
TSX

Daily Volume	784,950,093
Daily Value	\$11,966,285,960
Daily Trades	908,969
Daily Symbols Traded	1,798

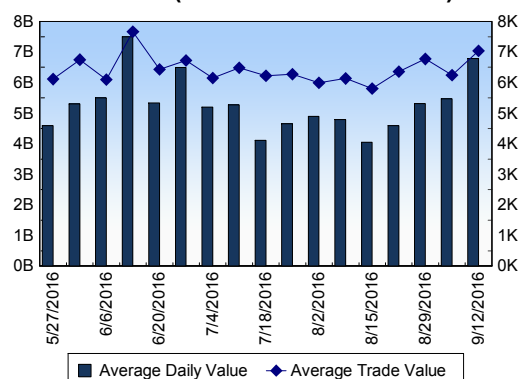
TSX ANONYMOUS TRADING

Daily Volume	329,513,002
Daily Value	\$3,905,203,618
Average Trade Size	822
% TSX Volume	41.98 %

TSX Volume



TSX Value (in Canadian Dollars)



Top 20 TSX Symbols by Volume

Symbol	TSX Volume	TSX Value
NMI	36,922,284	\$156,428,046
IVN	28,912,376	\$53,961,508
TGZ	25,888,380	\$34,218,486
SPE	14,887,516	\$47,867,516
AR	12,765,882	\$46,753,155
CG	12,250,758	\$90,466,342
AKG	11,535,952	\$61,787,319
CGG	11,253,618	\$34,089,351
SMF	11,029,436	\$60,776,702
MFC	10,779,772	\$194,858,644
BBD.B	10,629,247	\$19,740,605
CNL	10,504,860	\$44,706,564
GUY	10,309,276	\$90,128,382
BIR	10,176,656	\$86,664,814
BTO	9,762,733	\$34,833,554
KDX	9,362,633	\$67,650,782
YRI	9,164,361	\$53,367,642
K	8,658,927	\$46,671,295
ECA	8,595,313	\$110,021,856
ELD	8,419,407	\$43,330,178

Top 20 TSX Symbols by Value

Symbol	TSX Volume	TSX Value
RY	5,653,306	\$457,429,146
TD	7,597,173	\$435,380,690
CNR	3,667,698	\$303,589,828
BNS	4,076,160	\$285,147,199
CM	2,706,079	\$273,651,140
TRI	4,537,068	\$246,803,402
ENB	3,912,810	\$227,217,763
SU	6,233,425	\$213,502,071
TRP	3,419,096	\$210,920,606
MFC	10,779,772	\$194,858,644
BMO	2,180,153	\$186,104,676
CNQ	4,362,840	\$167,199,776
BCE	2,758,474	\$166,050,296
ABX	7,192,142	\$165,220,690
NMI	36,922,284	\$156,428,046
WCN	1,533,290	\$150,452,537
TCK.B	5,910,742	\$141,870,440
MG	2,510,317	\$131,394,795
CP	666,957	\$129,765,586
L	1,810,458	\$124,232,772

ETF Trading

Daily Volume	25,401,542	Average Trade Value	\$9,328
Daily Value	\$332,401,248	Average Trade Size	713
# Trades	35,635	# of ETFs Traded	402

Top 10 ETFs by TSX Volume

Symbol	Market Volume	Market Value
HVU	4,088,719	\$22,320,380
HOU	3,852,853	\$26,033,617
XIU	2,695,069	\$56,927,244
HGD	2,051,563	\$18,170,399
XGD	1,307,992	\$19,171,901
HOD	1,298,749	\$18,657,163
XEG	1,112,892	\$13,233,152
HNU	980,801	\$11,604,085
HGU	794,538	\$18,067,022
HND	775,077	\$9,325,323

Top 10 ETFs by TSX Value

Symbol	Market Volume	Market Value
XIU	2,695,069	\$56,927,244
HOU	3,852,853	\$26,033,617
HVU	4,088,719	\$22,320,380
XGD	1,307,992	\$19,171,901
HOD	1,298,749	\$18,657,163
HGD	2,051,563	\$18,170,399
HGU	794,538	\$18,067,022
XEG	1,112,892	\$13,233,152
HNU	980,801	\$11,604,085
HND	775,077	\$9,325,323

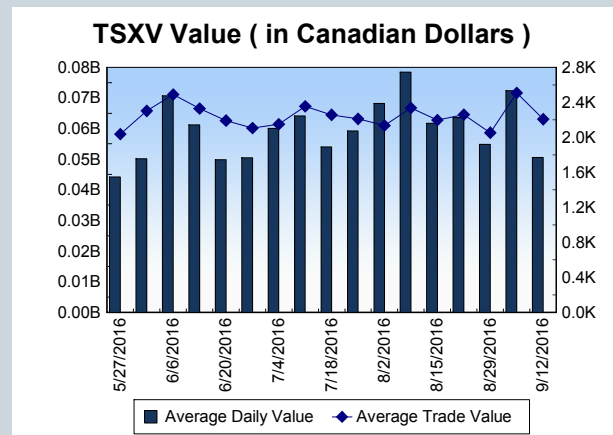
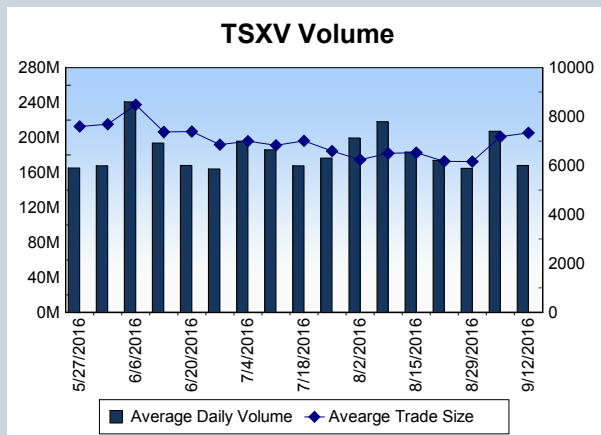
Block Trades	Non Block Trades
4,819	904,150

Top 5 Block Trade Brokers by Volume	
Broker	TSX Block Volume
RBC CAPITAL MARKETS	172,406,900
MORGAN STANLEY CANADA	131,681,000
UBS SECURITIES CANADA INC	63,657,800
NATIONAL BANK FINANCIAL	58,789,500
TD SECURITIES INC.	38,050,800

Top 5 Block Trade Symbols by Volume	
Symbol	TSX Block Volume
NMI	33,800,500
IVN	24,870,300
TGZ	21,453,900
SPE	12,506,400
CG	10,225,800

TSXV	
Daily Volume	156,312,489
Daily Value	\$45,691,771
Daily Trades	22,296
Daily Symbols Traded	1,065

TSXV ANONYMOUS TRADING	
Daily Volume	63,111,358
Daily Value	\$19,146,345
Average Trade Size	6,747
% TSXV Volume	40.38%



Top 20 TSXV Symbols by Volume		
Symbol	TSXV Volume	TSXV Value
BMK	10,009,038	\$100,090
TGX	7,235,805	\$36,182
NRM	4,223,804	\$316,609
AMY	3,761,325	\$508,193
PMA	2,418,500	\$209,330
APH	2,131,848	\$6,722,110
PAN	2,109,500	\$132,010
MFX	1,990,000	\$32,255
MXM	1,842,300	\$27,635
MVN	1,817,000	\$267,543
KNT	1,763,576	\$2,003,716
TYE	1,754,030	\$43,601
VAN	1,634,940	\$38,998
MV	1,451,333	\$16,455
MDN	1,378,700	\$310,656
MXL	1,351,703	\$365,663
SKE	1,346,855	\$222,263
EEV	1,336,050	\$16,696
PNN	1,315,600	\$55,570
BBi	1,291,055	\$384,337

Top 20 TSXV Symbols by Value		
Symbol	TSXV Volume	TSXV Value
APH	2,131,848	\$6,722,110
KNT	1,763,576	\$2,003,716
OGI	1,159,225	\$1,955,778
MJN	1,273,264	\$1,025,929
BRI	361,109	\$1,018,691
MT	244,628	\$759,093
FF	606,274	\$564,409
ROG	333,116	\$532,080
EMH	995,786	\$523,187
PRB	265,726	\$521,625
QHR	166,728	\$513,522
GSV	172,546	\$512,273
AMY	3,761,325	\$508,193
AUG	156,466	\$474,336
GRG	489,123	\$444,554
BBi	1,291,055	\$384,337
VIT	564,687	\$369,050
MXL	1,351,703	\$365,663
NYX	173,435	\$356,278
CDB	407,602	\$330,929

Dark TSX/TSXV Trading			
Volume	12,065,390	Daily Trades	41,243
Value	279,853,749	Daily Symbols Traded	975