



September 20, 2016

For more information, email trading_sales@tsx.com
 Visit our blog at <http://exchange.tmx.com/>

Indices	September 20 Close	Previous Close	Change	% Change
S&P/TSX Composite Index	14,521.98			%
S&P/TSX 60 Index	845.81			%
S&P/TSX Venture Composite	803.21			%
S&P/TSX Completion Index	948.93			%
S&P/TSX Smallcap Index	632.55			%

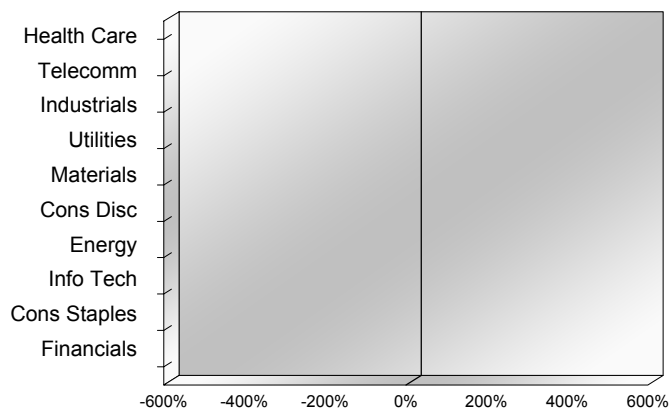
S&P/TSX Composite Index		
Advancers	Decliners	Unchanged
0	0	0

S&P/TSX Composite Index			
Top 10 Index Contributors		Top 10 Index Detractors	
Constituent	Index Contribution	Constituent	Index Contribution

S&P/TSX Composite Index			
Top 10 Advancers		Top 10 Decliners	
Constituent	Return	Constituent	Return
	%		%

S&P/TSX Composite Index				
Sector	# of Index Constituents	Weight	Market Cap (\$B)	Index Contribution
Health Care	4	%		
Telecommunication Services	4	%		
Industrials	25	%		
Utilities	14	%		
Materials	55	%		
Consumer Discretionary	23	%		
Energy	50	%		
Information Technology	12	%		
Consumer Staples	11	%		
Financials	26	%		
S&P/TSX Composite Index	224	%		

S&P/TSX Composite Index - Sectors Returns



This report is published by TSX Inc. TSX Inc. does not guarantee either the completeness or the accuracy of this information. The information contained in this report is provided for informational purposes only and you agree not to rely upon the information contained in this report for any trading, business or financial purpose. These sheets are printed in Canada and issued by TSX Inc. under the express condition, to which everyone receiving or making use thereof assents, that no liability shall be incurred by TSX Inc. or its affiliated companies or any other vendor or donor, including, without limitation, for reliance on or for any errors or inaccuracies in this report. Neither TMX Group Limited, TSX Inc., nor any of their affiliated companies, guarantees the completeness of the information contained in this document and are not responsible for any errors or omission in or your use of, or reliance on, the information. This publication is under copyright. © 2015 TSX Inc. All rights reserved. Do not copy, distribute, sell or modify this publication without the prior written consent of TSX Inc. www.tmx.com/trading

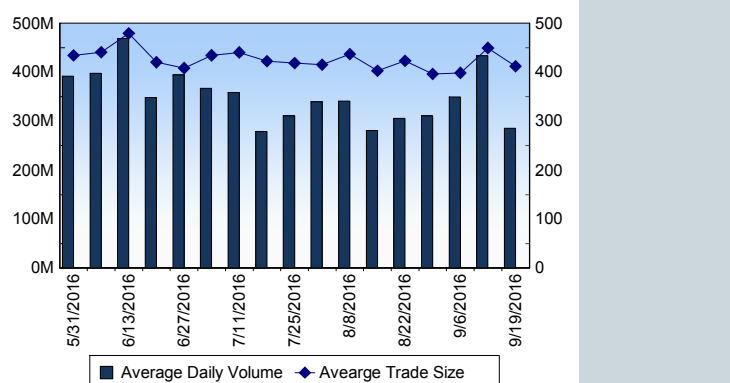
TSX

Daily Volume	287,857,101
Daily Value	\$4,462,741,388
Daily Trades	684,819
Daily Symbols Traded	1,810

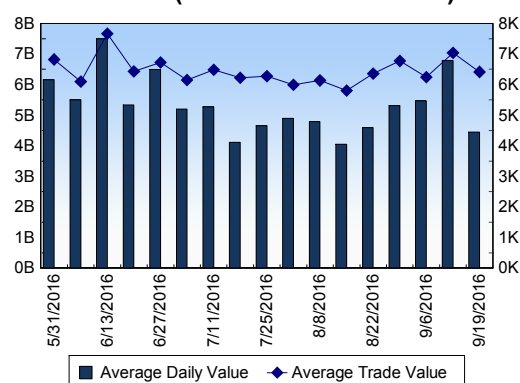
TSX ANONYMOUS TRADING

Daily Volume	105,621,353
Daily Value	\$1,721,976,113
Average Trade Size	350
% TSX Volume	36.69 %

TSX Volume



TSX Value (in Canadian Dollars)



Top 20 TSX Symbols by Volume

Symbol	TSX Volume	TSX Value
BBD.B	16,019,616	\$26,614,384
ECA	10,763,746	\$131,347,974
BTE	6,665,649	\$32,707,466
BTO	4,192,692	\$15,732,062
HOU	4,174,390	\$28,344,217
CPG	3,850,915	\$63,987,826
K	3,815,935	\$20,923,745
MFC	3,572,383	\$65,528,363
TCK.B	3,451,452	\$81,836,287
BXE	3,263,988	\$3,886,988
KEL	3,219,857	\$17,846,599
YRI	3,121,824	\$18,328,510
XIU	3,056,627	\$65,105,337
ELD	2,932,005	\$15,437,153
OGC	2,898,168	\$12,598,358
IMG	2,801,831	\$15,401,349
FM	2,711,508	\$28,140,861
CVE	2,468,384	\$43,537,111
ABX	2,455,048	\$55,857,174
GCM	2,439,106	\$293,210

Top 20 TSX Symbols by Value

Symbol	TSX Volume	TSX Value
ECA	10,763,746	\$131,347,974
RY	1,518,906	\$123,122,278
TD	2,007,403	\$115,577,482
BNS	1,459,457	\$102,815,444
CNR	1,188,459	\$99,020,001
ENB	1,548,470	\$89,727,341
CM	833,217	\$84,485,946
TCK.B	3,451,452	\$81,836,287
CP	396,219	\$76,267,138
SU	2,197,917	\$75,362,597
BMO	844,770	\$72,199,728
MFC	3,572,383	\$65,528,363
XIU	3,056,627	\$65,105,337
TRP	1,039,823	\$64,681,080
CPG	3,850,915	\$63,987,826
BCE	998,803	\$60,346,528
AGU	473,303	\$56,976,654
ABX	2,455,048	\$55,857,174
CNQ	1,433,137	\$55,680,330
MG	895,403	\$47,402,183

ETF Trading

Daily Volume	22,453,162	Average Trade Value	\$10,318
Daily Value	\$312,178,348	Average Trade Size	742
# Trades	30,256	# of ETFs Traded	392

Top 10 ETFs by TSX Volume

Symbol	Market Volume	Market Value
HOU	4,174,390	\$28,344,217
XIU	3,056,627	\$65,105,337
HNU	2,162,189	\$27,075,600
HOD	1,855,858	\$26,476,324
HVU	1,754,349	\$8,476,741
HGD	1,168,525	\$10,234,752
HND	918,172	\$10,352,013
XGD	702,094	\$10,358,423
HGU	579,378	\$13,362,673
XEG	574,474	\$6,829,821

Top 10 ETFs by TSX Value

Symbol	Market Volume	Market Value
XIU	3,056,627	\$65,105,337
HOU	4,174,390	\$28,344,217
HNU	2,162,189	\$27,075,600
HOD	1,855,858	\$26,476,324
HGU	579,378	\$13,362,673
XGD	702,094	\$10,358,423
HND	918,172	\$10,352,013
HGD	1,168,525	\$10,234,752
HVU	1,754,349	\$8,476,741
XFN	261,280	\$8,279,890

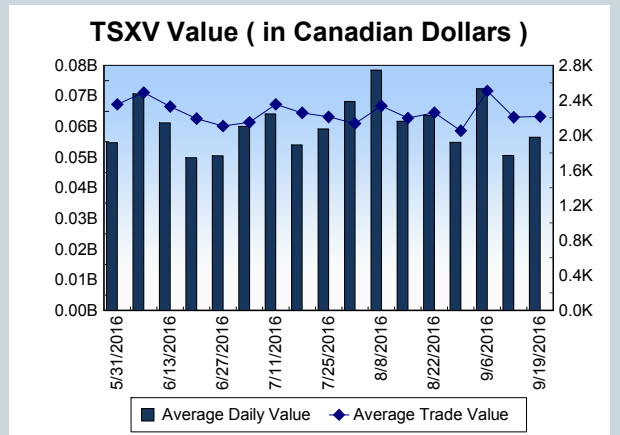
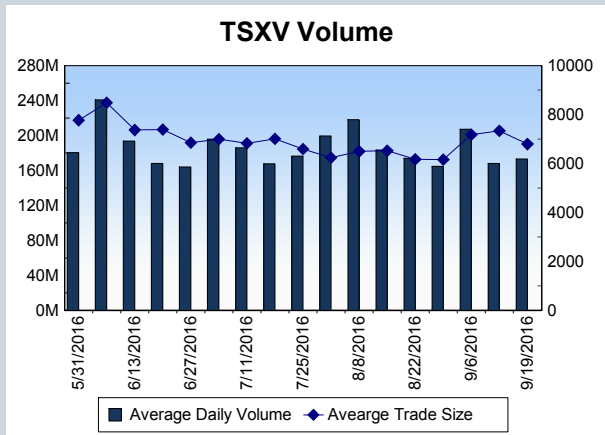
Block Trades	Non Block Trades
966	683,853

Top 5 Block Trade Brokers by Volume	
Broker	TSX Block Volume
TD SECURITIES INC.	9,456,400
CIBC WORLD MARKETS INC.	6,046,500
RBC CAPITAL MARKETS	3,945,900
CORMARK SECURITIES INC.	3,291,300
NATIONAL BANK FINANCIAL	3,204,500

Top 5 Block Trade Symbols by Volume	
Symbol	TSX Block Volume
KEL	1,657,000
ECA	1,597,800
XIU	1,453,500
BBD.B	1,320,900
TD.PF.H	1,300,000

TSXV	
Daily Volume	179,510,171
Daily Value	\$55,096,510
Daily Trades	23,535
Daily Symbols Traded	1,079

TSXV ANONYMOUS TRADING	
Daily Volume	73,573,977
Daily Value	\$23,627,111
Average Trade Size	7,222
% TSXV Volume	40.99%



Top 20 TSXV Symbols by Volume		
Symbol	TSXV Volume	TSXV Value
TGX	9,618,446	\$48,092
MVN	7,465,268	\$1,089,320
PHM	5,087,477	\$1,125,964
AMY	4,992,681	\$942,454
XOP	4,579,193	\$625,330
SKE	3,862,929	\$569,388
SPN	3,387,531	\$417,848
PMA	2,835,600	\$193,831
AOS	2,825,000	\$348,718
IKM	2,437,261	\$1,706,113
TMG	2,436,500	\$111,545
SJL	1,948,000	\$52,495
CLB	1,783,000	\$44,700
MEK	1,749,500	\$131,328
F	1,616,753	\$1,125,275
TTM	1,591,200	\$77,154
DGO	1,515,169	\$127,112
VAL	1,505,000	\$37,650
APH	1,450,022	\$4,583,887
BBI	1,200,656	\$356,458

Top 20 TSXV Symbols by Value		
Symbol	TSXV Volume	TSXV Value
APH	1,450,022	\$4,583,887
IKM	2,437,261	\$1,706,113
OGI	994,387	\$1,659,833
TWM	1,005,580	\$1,488,330
ROG	810,428	\$1,281,933
BRI	375,227	\$1,151,144
MT	345,043	\$1,150,802
PHM	5,087,477	\$1,125,964
F	1,616,753	\$1,125,275
MVN	7,465,268	\$1,089,320
AMY	4,992,681	\$942,454
KNT	734,613	\$936,406
SVI	709,183	\$914,697
PHO	1,041,600	\$729,330
RD	901,187	\$727,270
WML	490,681	\$697,099
AAL	623,659	\$691,073
XOP	4,579,193	\$625,330
SKE	3,862,929	\$569,388
NLC	376,390	\$522,603

Dark TSX/TSXV Trading			
Volume	9,689,680	Daily Trades	26,708
Value	230,956,036	Daily Symbols Traded	986