



September 26, 2016

For more information, email trading_sales@tsx.com
 Visit our blog at <http://exchange.tmx.com/>

Indices	September 26 Close	Previous Close	Change	% Change
S&P/TSX Composite Index	14,619.46			%
S&P/TSX 60 Index	851.45			%
S&P/TSX Venture Composite	805.80			%
S&P/TSX Completion Index	955.41			%
S&P/TSX Smallcap Index	636.54			%

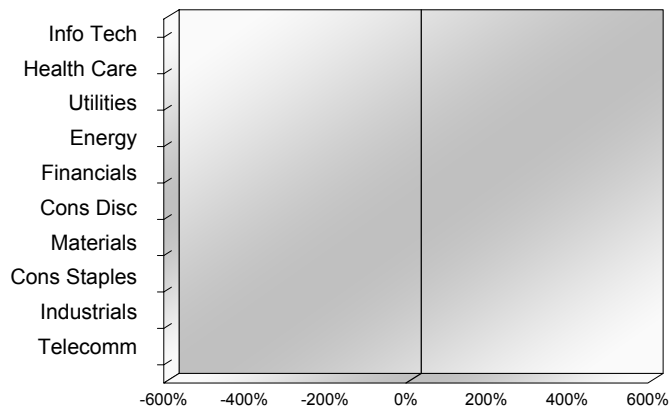
S&P/TSX Composite Index		
Advancers	Decliners	Unchanged
0	0	0

S&P/TSX Composite Index			
Top 10 Index Contributors		Top 10 Index Detractors	
Constituent	Index Contribution	Constituent	Index Contribution

S&P/TSX Composite Index			
Top 10 Advancers		Top 10 Decliners	
Constituent	Return	Constituent	Return
	%		%

S&P/TSX Composite Index				
Sector	# of Index Constituents	Weight	Market Cap (\$B)	Index Contribution
Information Technology	12	%		
Health Care	4	%		
Utilities	14	%		
Energy	50	%		
Financials	26	%		
Consumer Discretionary	23	%		
Materials	55	%		
Consumer Staples	11	%		
Industrials	25	%		
Telecommunication Services	4	%		
S&P/TSX Composite Index	224	%		

S&P/TSX Composite Index - Sectors Returns



This report is published by TSX Inc. TSX Inc. does not guarantee either the completeness or the accuracy of this information. The information contained in this report is provided for informational purposes only and you agree not to rely upon the information contained in this report for any trading, business or financial purpose. These sheets are printed in Canada and issued by TSX Inc. under the express condition, to which everyone receiving or making use thereof assents, that no liability shall be incurred by TSX Inc. or its affiliated companies or any other vendor or donor, including, without limitation, for reliance on or for any errors or inaccuracies in this report. Neither TMX Group Limited, TSX Inc., nor any of their affiliated companies, guarantees the completeness of the information contained in this document and are not responsible for any errors or omission in or your use of, or reliance on, the information. This publication is under copyright. © 2015 TSX Inc. All rights reserved. Do not copy, distribute, sell or modify this publication without the prior written consent of TSX Inc. www.tmx.com/trading

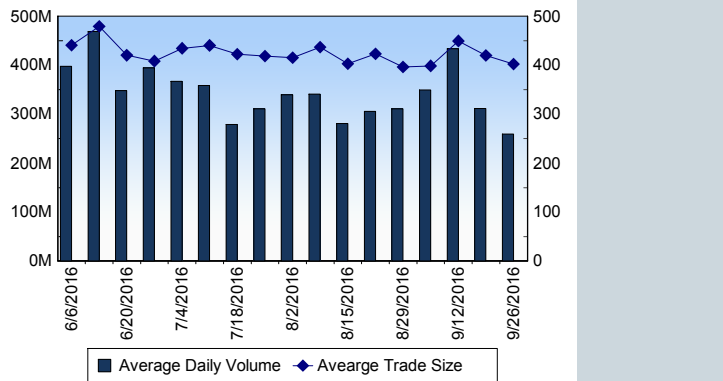
TSX

Daily Volume	259,118,882
Daily Value	\$3,958,386,123
Daily Trades	644,229
Daily Symbols Traded	1,861

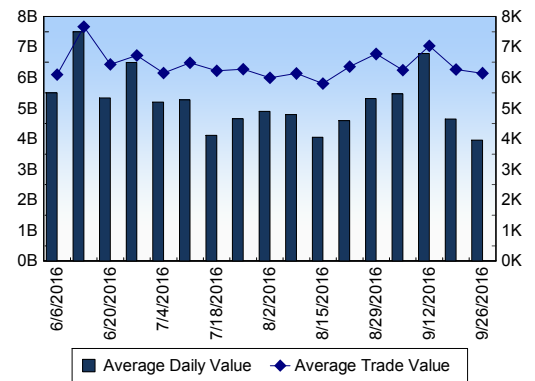
TSX ANONYMOUS TRADING

Daily Volume	96,948,951
Daily Value	\$1,610,331,266
Average Trade Size	324
% TSX Volume	37.41 %

TSX Volume



TSX Value (in Canadian Dollars)



Top 20 TSX Symbols by Volume

Symbol	TSX Volume	TSX Value
ECA	14,235,144	\$174,440,538
BBD.B	6,640,279	\$10,494,885
BTO	5,054,230	\$19,542,907
IMG	4,595,994	\$25,492,866
TCK.B	4,254,197	\$103,553,155
BTE	4,237,524	\$21,743,328
HOU	4,101,537	\$30,324,861
YRI	3,543,346	\$20,973,800
RNX	3,299,403	\$1,351,673
HVU	3,101,107	\$13,185,594
K	2,902,677	\$16,555,371
NGD	2,701,915	\$16,227,538
ABX	2,669,835	\$63,786,738
AC	2,463,702	\$23,510,418
IVN	2,460,915	\$5,514,106
MFC	2,447,488	\$44,636,258
XIU	2,436,894	\$52,148,656
ELD	2,423,793	\$13,023,668
POT	2,401,951	\$50,579,005
FM	2,347,892	\$25,219,600

Top 20 TSX Symbols by Value

Symbol	TSX Volume	TSX Value
ECA	14,235,144	\$174,440,538
CM	1,311,486	\$131,883,708
TCK.B	4,254,197	\$103,553,155
TD	1,658,116	\$95,932,622
RY	1,149,161	\$92,902,479
CNR	946,876	\$79,742,305
BNS	1,080,253	\$75,982,382
SU	2,072,588	\$71,967,426
ABX	2,669,835	\$63,786,738
BMO	717,425	\$61,287,778
CNQ	1,416,496	\$55,605,567
XIU	2,436,894	\$52,148,656
POT	2,401,951	\$50,579,005
MG	916,055	\$50,049,013
VRX	1,378,086	\$48,028,810
TRP	750,605	\$46,855,637
ENB	817,222	\$46,811,556
G	2,097,019	\$45,946,278
NA	962,571	\$44,669,848
MFC	2,447,488	\$44,636,258

ETF Trading

Daily Volume	22,624,061	Average Trade Value	\$9,736
Daily Value	\$300,313,140	Average Trade Size	733
# Trades	30,845	# of ETFs Traded	420

Top 10 ETFs by TSX Volume

Symbol	Market Volume	Market Value
HOU	4,101,537	\$30,324,861
HVU	3,101,107	\$13,185,594
XIU	2,436,894	\$52,148,656
HOD	2,231,529	\$28,748,426
HGD	1,265,895	\$10,169,338
HNU	886,042	\$10,829,138
XGD	809,639	\$12,361,800
XEG	671,681	\$8,088,332
HVI	610,945	\$7,905,852
HND	475,495	\$5,468,634

Top 10 ETFs by TSX Value

Symbol	Market Volume	Market Value
XIU	2,436,894	\$52,148,656
HOU	4,101,537	\$30,324,861
HOD	2,231,529	\$28,748,426
HVU	3,101,107	\$13,185,594
XGD	809,639	\$12,361,800
HNU	886,042	\$10,829,138
HGU	426,923	\$10,515,145
HGD	1,265,895	\$10,169,338
XEG	671,681	\$8,088,332
HVI	610,945	\$7,905,852

Block Trades

737

Non Block Trades

643,492

Top 5 Block Trade Brokers by Volume

Broker	TSX Block Volume
TD SECURITIES INC.	8,282,400
CIBC WORLD MARKETS INC.	5,265,700
BMO NESBITT BURNS INC.	3,464,000
NATIONAL BANK FINANCIAL	3,378,900
DUNDEE SECURITIES LTD.	2,725,500

Top 5 Block Trade Symbols by Volume

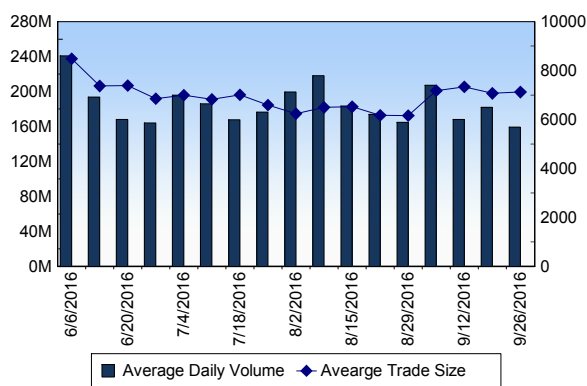
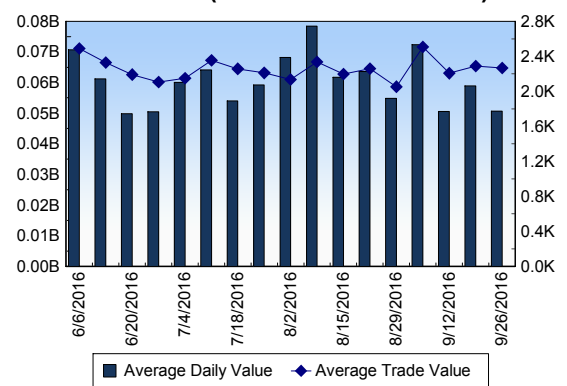
Symbol	TSX Block Volume
ECA	7,622,400
BBD.B	1,436,300
BTO	1,411,000
NGD	1,244,900
AC	1,046,500

TSXV

Daily Volume	159,252,089
Daily Value	\$50,682,593
Daily Trades	22,367
Daily Symbols Traded	1,193

TSXV ANONYMOUS TRADING

Daily Volume	58,452,876
Daily Value	\$19,067,730
Average Trade Size	6,349
% TSXV Volume	36.70%

TSXV Volume

TSXV Value (in Canadian Dollars)

Top 20 TSXV Symbols by Volume

Symbol	TSXV Volume	TSXV Value
SUP	13,913,515	\$486,818
NFE	6,676,949	\$354,415
PRO	6,036,600	\$1,809,122
CEV	2,682,808	\$415,298
IKM	2,577,100	\$1,882,933
RTM	2,378,772	\$196,723
TTM	1,914,780	\$132,366
CWV	1,776,528	\$111,478
FF	1,655,612	\$1,448,740
PMA	1,568,363	\$116,128
CXO	1,504,037	\$333,856
CXV	1,391,988	\$166,735
AMY	1,290,989	\$196,743
IDM	1,288,853	\$267,657
MEI	1,224,900	\$155,246
WKG	1,115,020	\$44,726
CXB	1,110,057	\$189,583
PHM	1,105,600	\$219,803
GOM	977,839	\$283,908
SGN	947,735	\$70,178

Top 20 TSXV Symbols by Value

Symbol	TSXV Volume	TSXV Value
APH	934,107	\$3,095,455
IKM	2,577,100	\$1,882,933
PRO	6,036,600	\$1,809,122
FF	1,655,612	\$1,448,740
SYZ	119,744	\$1,233,171
SRX	253,260	\$1,208,731
ML	469,752	\$1,012,669
BRI	308,434	\$971,089
MT	286,123	\$936,919
GRG	859,244	\$887,251
KNT	615,705	\$869,673
ROG	447,229	\$735,376
OGI	429,401	\$711,790
GPY	857,765	\$681,995
TWM	429,047	\$650,054
NCA	482,394	\$566,512
PHO	790,100	\$550,829
BCM	187,516	\$529,598
NYX	257,298	\$513,644
SUP	13,913,515	\$486,818

Dark TSX/TSXV Trading

Volume	8,669,260	Daily Trades	24,385
Value	162,946,940	Daily Symbols Traded	1,001