



September 27, 2016

For more information, email trading_sales@tsx.com
 Visit our blog at <http://exchange.tmx.com/>

Indices	September 27 Close	Previous Close	Change	% Change
S&P/TSX Composite Index	14,558.04			%
S&P/TSX 60 Index	848.54			%
S&P/TSX Venture Composite	794.49			%
S&P/TSX Completion Index	949.25			%
S&P/TSX Smallcap Index	630.05			%

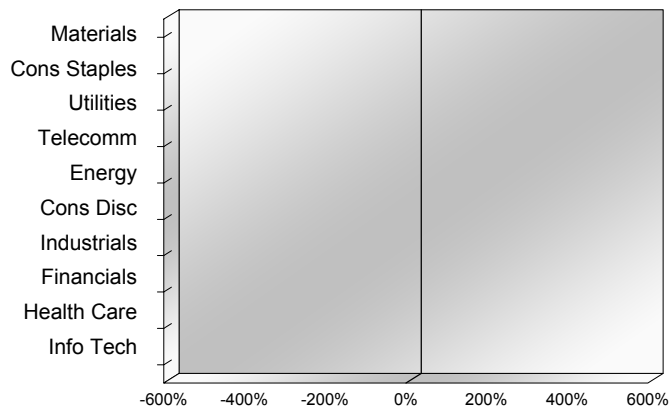
S&P/TSX Composite Index		
Advancers	Decliners	Unchanged
0	0	0

S&P/TSX Composite Index			
Top 10 Index Contributors		Top 10 Index Detractors	
Constituent	Index Contribution	Constituent	Index Contribution

S&P/TSX Composite Index			
Top 10 Advancers		Top 10 Decliners	
Constituent	Return	Constituent	Return
	%		%

S&P/TSX Composite Index				
Sector	# of Index Constituents	Weight	Market Cap (\$B)	Index Contribution
Materials	55	%		
Consumer Staples	11	%		
Utilities	14	%		
Telecommunication Services	4	%		
Energy	50	%		
Consumer Discretionary	23	%		
Industrials	25	%		
Financials	26	%		
Health Care	4	%		
Information Technology	12	%		
S&P/TSX Composite Index	224	%		

S&P/TSX Composite Index - Sectors Returns



This report is published by TSX Inc. TSX Inc. does not guarantee either the completeness or the accuracy of this information. The information contained in this report is provided for informational purposes only and you agree not to rely upon the information contained in this report for any trading, business or financial purpose. These sheets are printed in Canada and issued by TSX Inc. under the express condition, to which everyone receiving or making use thereof assents, that no liability shall be incurred by TSX Inc. or its affiliated companies or any other vendor or donor, including, without limitation, for reliance on or for any errors or inaccuracies in this report. Neither TMX Group Limited, TSX Inc., nor any of their affiliated companies, guarantees the completeness of the information contained in this document and are not responsible for any errors or omission in or your use of, or reliance on, the information. This publication is under copyright. © 2015 TSX Inc. All rights reserved. Do not copy, distribute, sell or modify this publication without the prior written consent of TSX Inc. www.tmx.com/trading

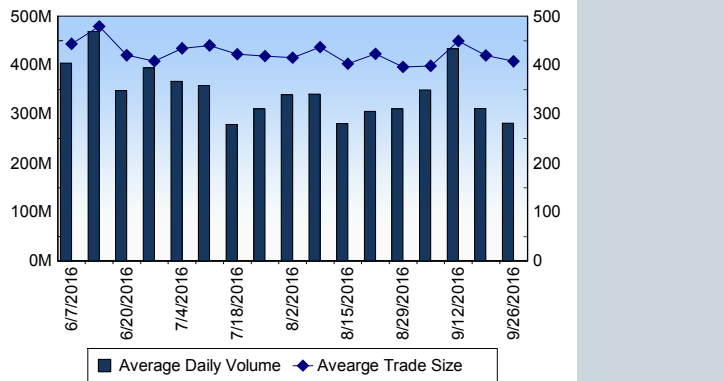
TSX

Daily Volume	304,359,198
Daily Value	\$4,442,445,367
Daily Trades	737,084
Daily Symbols Traded	1,835

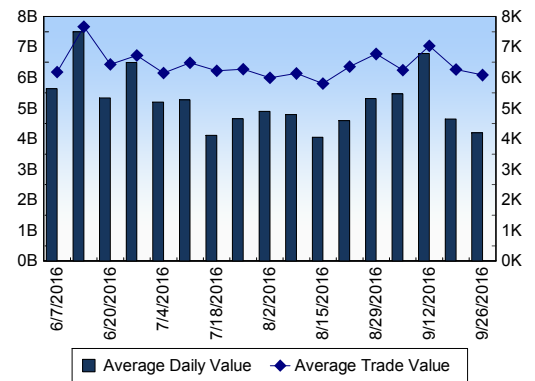
TSX ANONYMOUS TRADING

Daily Volume	114,778,772
Daily Value	\$1,851,065,145
Average Trade Size	331
% TSX Volume	37.71 %

TSX Volume



TSX Value (in Canadian Dollars)



Top 20 TSX Symbols by Volume

Symbol	TSX Volume	TSX Value
BTO	14,634,519	\$49,955,807
YRI	7,182,567	\$41,327,438
OGC	6,347,811	\$26,215,148
ECA	5,503,805	\$65,224,343
HOU	5,313,549	\$37,195,165
K	4,989,682	\$27,806,886
BTE	4,597,215	\$22,251,832
TCK.B	3,819,190	\$92,076,635
BBD.B	3,643,241	\$5,816,542
ABX	3,527,788	\$82,063,425
FM	3,477,718	\$36,737,950
HVU	3,449,457	\$13,629,224
IVN	3,319,569	\$7,768,496
IMG	3,193,339	\$17,363,223
TV	3,026,951	\$3,149,704
ELD	3,007,086	\$15,512,512
AC	2,988,315	\$28,781,187
MFC	2,958,177	\$53,636,696
NGD	2,930,879	\$17,349,176
ORA.RT	2,879,000	\$14,395

Top 20 TSX Symbols by Value

Symbol	TSX Volume	TSX Value
CM	1,157,318	\$116,417,662
TD	1,888,765	\$109,314,862
BNS	1,556,247	\$109,085,619
RY	1,346,663	\$108,739,820
MG	1,937,427	\$105,253,457
CNR	1,233,792	\$104,306,906
ENB	1,763,789	\$100,421,025
BMO	1,080,948	\$92,496,650
TCK.B	3,819,190	\$92,076,635
ABX	3,527,788	\$82,063,425
SU	2,171,032	\$74,243,091
ECA	5,503,805	\$65,224,343
CNQ	1,631,957	\$62,663,138
TRP	944,059	\$58,751,025
MFC	2,958,177	\$53,636,696
ATD.B	792,435	\$51,264,379
POT	2,392,794	\$50,486,311
BTO	14,634,519	\$49,955,807
CP	251,721	\$49,021,087
CSU.DB	418,000	\$48,154,420

ETF Trading

Daily Volume	23,282,408	Average Trade Value	\$9,565
Daily Value	\$291,717,338	Average Trade Size	763
# Trades	30,498	# of ETFs Traded	405

Top 10 ETFs by TSX Volume

Symbol	Market Volume	Market Value
HOU	5,313,549	\$37,195,165
HVU	3,449,457	\$13,629,224
HOD	1,872,523	\$25,438,809
XIU	1,776,782	\$37,893,313
HGD	1,675,518	\$14,196,293
HNU	858,348	\$10,428,294
XGD	782,920	\$11,643,108
HGU	627,417	\$14,603,816
XEG	463,358	\$5,453,991
HND	382,188	\$4,425,936

Top 10 ETFs by TSX Value

Symbol	Market Volume	Market Value
XIU	1,776,782	\$37,893,313
HOU	5,313,549	\$37,195,165
HOD	1,872,523	\$25,438,809
HGU	627,417	\$14,603,816
HGD	1,675,518	\$14,196,293
HVU	3,449,457	\$13,629,224
XGD	782,920	\$11,643,108
HNU	858,348	\$10,428,294
HXU	277,771	\$7,802,588
HXT	233,693	\$6,674,715

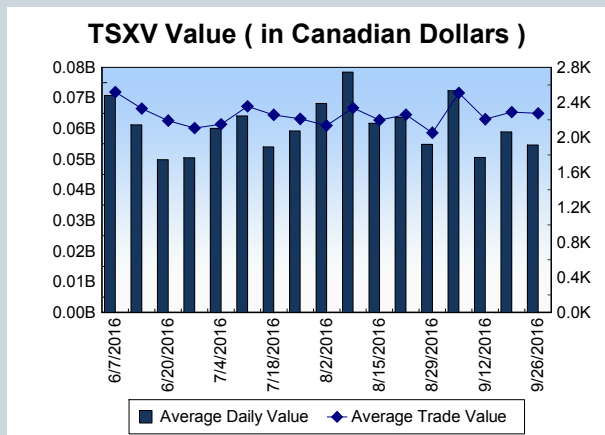
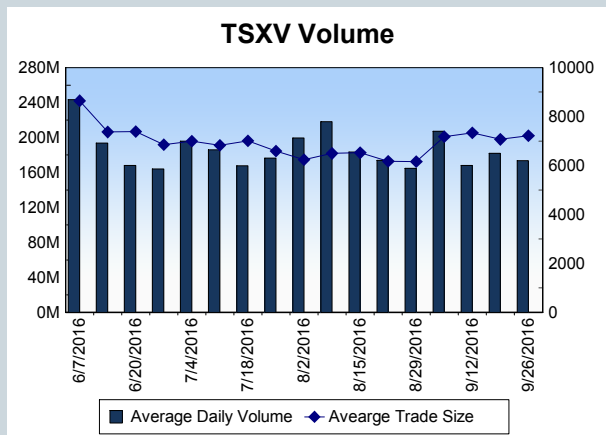
Block Trades	Non Block Trades
796	736,288

Top 5 Block Trade Brokers by Volume	
Broker	TSX Block Volume
TD SECURITIES INC.	12,958,700
CIBC WORLD MARKETS INC.	6,545,700
RBC CAPITAL MARKETS	5,125,100
BMO NESBITT BURNS INC.	3,528,600
GOLDMAN SACHS CANADA I	3,066,300

Top 5 Block Trade Symbols by Volume	
Symbol	TSX Block Volume
YRI	2,388,400
BNK	2,113,600
PNE	2,086,700
AC	1,435,900
BTO	1,206,700

TSXV	
Daily Volume	187,631,034
Daily Value	\$58,634,108
Daily Trades	25,697
Daily Symbols Traded	1,120

TSXV ANONYMOUS TRADING	
Daily Volume	73,859,012
Daily Value	\$25,117,168
Average Trade Size	6,737
% TSXV Volume	39.36%



Top 20 TSXV Symbols by Volume		
Symbol	TSXV Volume	TSXV Value
EXO	27,902,908	\$3,194,262
BXR	4,590,000	\$276,655
NFE	4,554,801	\$285,412
CEV	3,768,364	\$687,145
CKK	3,336,040	\$151,024
CRO	3,314,800	\$55,622
CXO	2,004,260	\$503,142
APH	1,907,273	\$6,572,817
SRJ	1,875,500	\$46,888
AMY	1,874,900	\$277,520
CSO	1,818,000	\$213,945
TGX	1,678,840	\$8,494
GOM	1,663,039	\$464,049
MTO	1,452,323	\$115,610
CGP	1,433,280	\$206,777
FF	1,403,571	\$1,190,932
IDM	1,399,235	\$291,151
VAL	1,316,000	\$42,515
PMA	1,295,500	\$84,019
KAP	1,269,947	\$82,880

Top 20 TSXV Symbols by Value		
Symbol	TSXV Volume	TSXV Value
APH	1,907,273	\$6,572,817
EXO	27,902,908	\$3,194,262
PRV.UN	579,310	\$1,290,615
BRI	425,942	\$1,261,303
ML	519,360	\$1,243,801
FF	1,403,571	\$1,190,932
RUF.UN	121,599	\$970,183
SIL	414,958	\$913,019
IPT	1,209,896	\$863,736
OGI	505,517	\$846,664
BCM	283,106	\$753,364
CEV	3,768,364	\$687,145
NLC	434,603	\$613,247
EMH	833,519	\$600,358
GRG	610,748	\$579,352
LI	1,171,830	\$577,848
GPY	711,246	\$576,722
NCA	507,070	\$571,553
KNT	384,810	\$520,408
LLG	393,033	\$520,333

Dark TSX/TSXV Trading			
Volume	8,886,940	Daily Trades	26,580
Value	172,963,293	Daily Symbols Traded	992