



**October 3, 2016**

For more information, email [trading\\_sales@tsx.com](mailto:trading_sales@tsx.com)

Visit our blog at <http://exchange.tmx.com/>

Indices	October 3 Close	Previous Close	Change	% Change
S&P/TSX Composite Index	14,689.04			%
S&P/TSX 60 Index	856.31			%
S&P/TSX Venture Composite	792.41			%
S&P/TSX Completion Index	957.35			%
S&P/TSX Smallcap Index	641.46			%

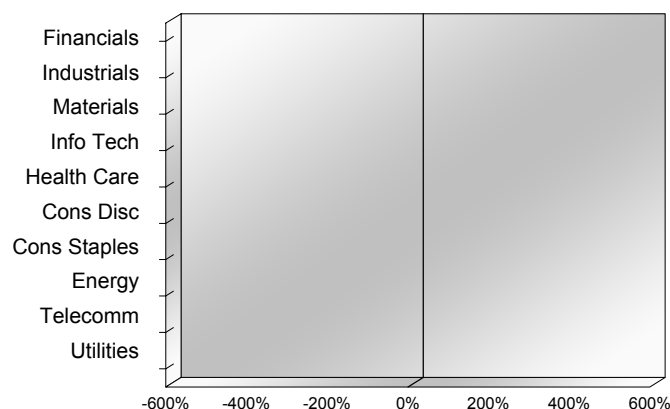
S&P/TSX Composite Index		
<b>Advancers</b>	<b>Decliners</b>	<b>Unchanged</b>
0	0	0

S&P/TSX Composite Index			
Top 10 Index Contributors		Top 10 Index Detractors	
Constituent	Index Contribution	Constituent	Index Contribution

S&P/TSX Composite Index			
Top 10 Advancers		Top 10 Decliners	
Constituent	Return	Constituent	Return
	%		%

S&P/TSX Composite Index				
Sector	# of Index Constituents	Weight	Market Cap (\$B)	Index Contribution
Financials	26	%	\$634.98	
Industrials	25	%	\$170.51	
Materials	55	%	\$247.03	
Information Technology	12	%	\$55.57	
Health Care	4	%	\$15.20	
Consumer Discretionary	23	%	\$100.53	
Consumer Staples	11	%	\$78.89	
Energy	50	%	\$399.72	
Telecommunication Services	4	%	\$100.96	
Utilities	14	%	\$52.39	
<b>S&amp;P/TSX Composite Index</b>	<b>224</b>	<b>%</b>	<b>\$1,855.79</b>	

**S&P/TSX Composite Index - Sectors Returns**



This report is published by TSX Inc. TSX Inc. does not guarantee either the completeness or the accuracy of this information. The information contained in this report is provided for informational purposes only and you agree not to rely upon the information contained in this report for any trading, business or financial purpose. These sheets are printed in Canada and issued by TSX Inc. under the express condition, to which everyone receiving or making use thereof assents, that no liability shall be incurred by TSX Inc. or its affiliated companies or any other vendor or donor, including, without limitation, for reliance on or for any errors or inaccuracies in this report. Neither TMX Group Limited, TSX Inc., nor any of their affiliated companies, guarantees the completeness of the information contained in this document and are not responsible for any errors or omission in or your use of, or reliance on, the information. This publication is under copyright. © 2015 TSX Inc. All rights reserved. Do not copy, distribute, sell or modify this publication without the prior written consent of TSX Inc.

[www.tmx.com/trading](http://www.tmx.com/trading)

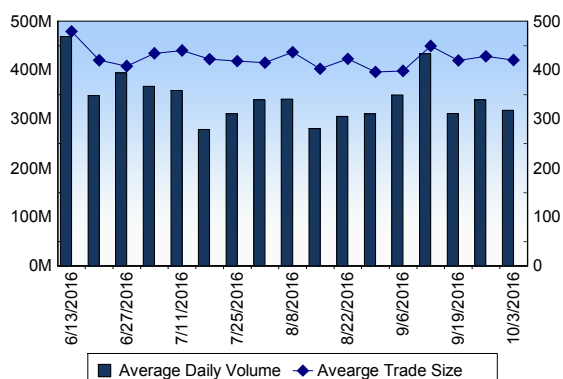
## TSX

Daily Volume	317,928,332
Daily Value	\$4,621,256,542
Daily Trades	755,512
Daily Symbols Traded	1,883

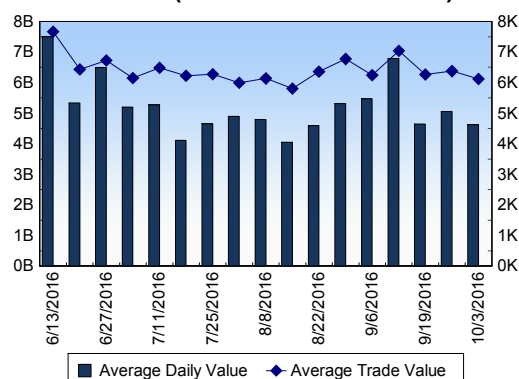
## TSX ANONYMOUS TRADING

Daily Volume	112,357,205
Daily Value	\$1,689,866,096
Average Trade Size	327
% TSX Volume	35.34 %

TSX Volume



TSX Value ( in Canadian Dollars )



Top 20 TSX Symbols by Volume

Symbol	TSX Volume	TSX Value
EDT	16,852,529	\$5,006,395
ATZ	8,547,179	\$154,809,109
BBD.B	8,518,362	\$15,154,152
ECA	5,527,382	\$76,951,545
BTE	5,043,935	\$28,126,377
TPL	4,816,893	\$157,109
DCI	4,708,594	\$89,274,171
TCW	4,501,821	\$12,885,349
AC	4,498,144	\$49,527,516
YRI	4,196,731	\$23,517,791
PGF	3,549,629	\$7,659,870
CUS	3,510,722	\$5,312,602
K	3,392,172	\$18,336,466
WXM	3,242,174	\$48,343,655
HOU	3,211,393	\$26,419,145
HVU	3,070,801	\$12,167,546
TCK.B	3,026,583	\$71,227,301
OGC	2,862,667	\$10,966,421
ORT	2,790,080	\$1,254,136
MFC	2,768,664	\$51,072,976

Top 20 TSX Symbols by Value

Symbol	TSX Volume	TSX Value
ATZ	8,547,179	\$154,809,109
CM	1,393,799	\$140,942,942
TD	2,085,524	\$121,334,496
RY	1,277,573	\$103,404,076
BNS	1,311,769	\$90,958,876
DCI	4,708,594	\$89,274,171
CNR	978,531	\$84,271,820
ECA	5,527,382	\$76,951,545
ENB	1,255,827	\$72,611,453
CP	356,188	\$71,448,322
TCK.B	3,026,583	\$71,227,301
SU	1,884,085	\$68,319,027
ABX	2,682,519	\$61,378,196
RWW.B	2,147,974	\$60,142,899
TRP	961,738	\$60,027,768
CNQ	1,385,837	\$58,356,892
BMO	650,505	\$55,762,310
MFC	2,768,664	\$51,072,976
G	2,440,696	\$50,924,586
BCE	830,215	\$50,118,839

## ETF Trading

Daily Volume	28,607,990	Average Trade Value	\$12,972
Daily Value	\$421,654,957	Average Trade Size	880
# Trades	32,504	# of ETFs Traded	425

Top 10 ETFs by TSX Volume

Symbol	Market Volume	Market Value
WXM	3,242,174	\$48,343,655
HOU	3,211,393	\$26,419,145
HVU	3,070,801	\$12,167,546
RWW.B	2,147,974	\$60,142,899
XIU	2,139,862	\$46,044,084
HGD	1,904,981	\$16,855,249
HOD	1,850,217	\$21,084,919
HNU	1,448,548	\$15,896,788
XGD	1,333,246	\$19,361,926
XEG	957,499	\$12,108,695

Top 10 ETFs by TSX Value

Symbol	Market Volume	Market Value
RWW.B	2,147,974	\$60,142,899
WXM	3,242,174	\$48,343,655
XIU	2,139,862	\$46,044,084
HOU	3,211,393	\$26,419,145
HOD	1,850,217	\$21,084,919
XGD	1,333,246	\$19,361,926
VXM.B	837,570	\$18,577,594
HGU	802,709	\$17,807,311
HGD	1,904,981	\$16,855,249
HNU	1,448,548	\$15,896,788

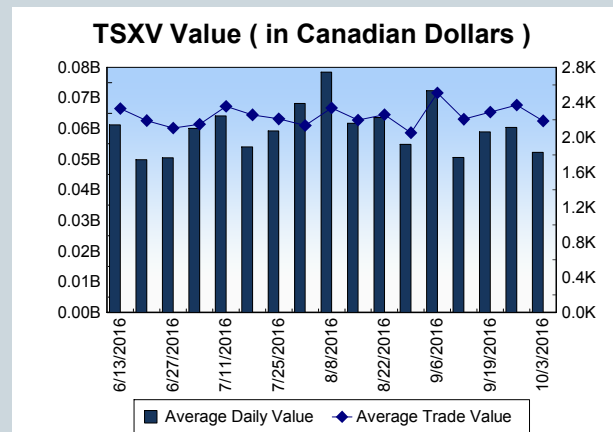
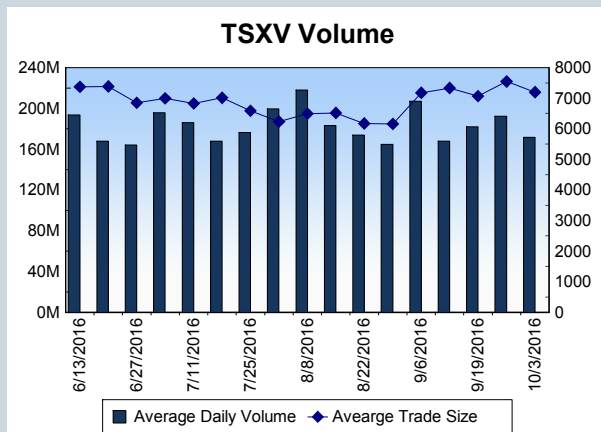
Block Trades	Non Block Trades
860	754,652

Top 5 Block Trade Brokers by Volume	
Broker	TSX Block Volume
TD SECURITIES INC.	13,189,300
CIBC WORLD MARKETS INC.	9,967,400
RBC CAPITAL MARKETS	8,096,200
GMP SECURITIES L.P.	4,615,700
GOLDMAN SACHS CANADA I	2,737,400

Top 5 Block Trade Symbols by Volume	
Symbol	TSX Block Volume
ATZ	5,049,000
WXM	3,237,900
DCI	2,481,700
RWW.B	2,138,000
TCW	1,593,600

TSXV	
Daily Volume	171,779,642
Daily Value	\$52,208,119
Daily Trades	23,861
Daily Symbols Traded	1,098

TSXV ANONYMOUS TRADING	
Daily Volume	64,994,759
Daily Value	\$20,390,877
Average Trade Size	7,042
% TSXV Volume	37.84%



Top 20 TSXV Symbols by Volume		
Symbol	TSXV Volume	TSXV Value
ION	8,244,036	\$1,270,102
GPW	6,376,000	\$288,735
EEV	5,994,942	\$87,754
EXO	4,800,818	\$521,465
DYA	3,911,295	\$1,059,987
ALD	2,548,215	\$126,203
MGW	2,431,499	\$1,129,643
PMA	2,246,200	\$161,670
TVI	2,140,180	\$25,058
MEI	2,084,982	\$306,635
PHO	2,022,705	\$1,457,642
OGI	1,945,151	\$3,544,264
FLY	1,806,615	\$396,484
BXR	1,777,433	\$132,545
BBI	1,701,626	\$511,133
PTX	1,576,000	\$68,080
ELT	1,392,900	\$57,578
XOP	1,353,981	\$172,122
PHM	1,352,984	\$252,724
CRS	1,283,779	\$25,676

Top 20 TSXV Symbols by Value		
Symbol	TSXV Volume	TSXV Value
OGI	1,945,151	\$3,544,264
APH	864,782	\$3,005,950
QHR	544,957	\$1,689,387
PHO	2,022,705	\$1,457,642
MT	364,814	\$1,318,132
ION	8,244,036	\$1,270,102
MGW	2,431,499	\$1,129,643
KNT	730,870	\$1,096,366
DYA	3,911,295	\$1,059,987
MJN	992,245	\$894,951
LIX	351,592	\$775,436
AUG	278,794	\$765,602
LXE	365,673	\$745,983
GRG	767,048	\$692,711
BRI	217,980	\$631,432
GSV	193,740	\$612,748
TWM	408,846	\$609,164
SVI	489,400	\$602,250
FF	684,180	\$568,854
EXO	4,800,818	\$521,465

Dark TSX/TSXV Trading			
Volume	12,162,730	Daily Trades	28,731
Value	196,632,651	Daily Symbols Traded	1,044