



November 14, 2016

For more information, email trading_sales@tsx.com
 Visit our blog at <http://exchange.tmx.com/>

Indices	November 14 Close	Previous Close	Change	% Change
S&P/TSX Composite Index	14,598.45			%
S&P/TSX 60 Index	861.38			%
S&P/TSX Venture Composite	729.64			%
S&P/TSX Completion Index	918.03			%
S&P/TSX Smallcap Index	608.55			%

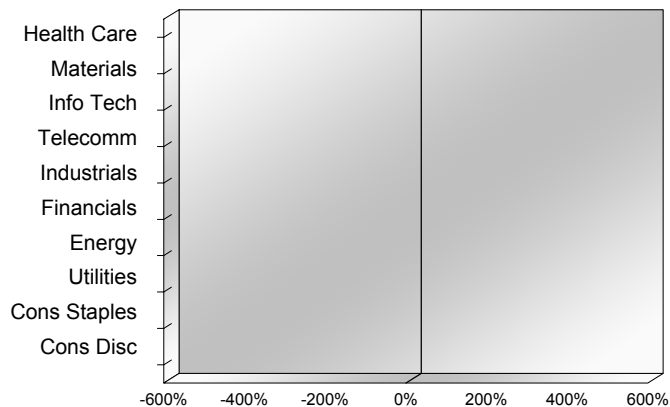
S&P/TSX Composite Index		
Advancers	Decliners	Unchanged
0	0	0

S&P/TSX Composite Index			
Top 10 Index Contributors		Top 10 Index Detractors	
Constituent	Index Contribution	Constituent	Index Contribution

S&P/TSX Composite Index			
Top 10 Advancers		Top 10 Decliners	
Constituent	Return	Constituent	Return
	%		%

S&P/TSX Composite Index				
Sector	# of Index Constituents	Weight	Market Cap (\$B)	Index Contribution
Health Care	4	%	\$12.27	
Materials	55	%	\$231.95	
Information Technology	12	%	\$54.52	
Telecommunication Services	4	%	\$94.89	
Industrials	25	%	\$173.07	
Financials	27	%	\$667.86	
Energy	50	%	\$392.66	
Utilities	14	%	\$53.29	
Consumer Staples	11	%	\$75.43	
Consumer Discretionary	23	%	\$96.53	
S&P/TSX Composite Index	225	%	\$1,852.47	

S&P/TSX Composite Index - Sectors Returns



This report is published by TSX Inc. TSX Inc. does not guarantee either the completeness or the accuracy of this information. The information contained in this report is provided for informational purposes only and you agree not to rely upon the information contained in this report for any trading, business or financial purpose. These sheets are printed in Canada and issued by TSX Inc. under the express condition, to which everyone receiving or making use thereof assents, that no liability shall be incurred by TSX Inc. or its affiliated companies or any other vendor or donor, including, without limitation, for reliance on or for any errors or inaccuracies in this report. Neither TMX Group Limited, TSX Inc., nor any of their affiliated companies, guarantees the completeness of the information contained in this document and are not responsible for any errors or omission in or your use of, or reliance on, the information. This publication is under copyright. © 2015 TSX Inc. All rights reserved. Do not copy, distribute, sell or modify this publication without the prior written consent of TSX Inc. www.tmx.com/trading

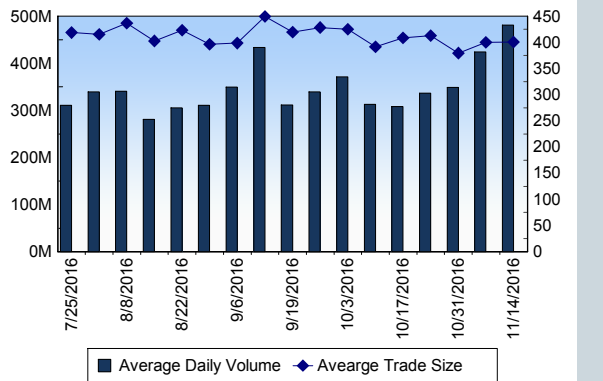
TSX

Daily Volume	480,929,157
Daily Value	\$7,260,431,988
Daily Trades	1,200,208
Daily Symbols Traded	1,876

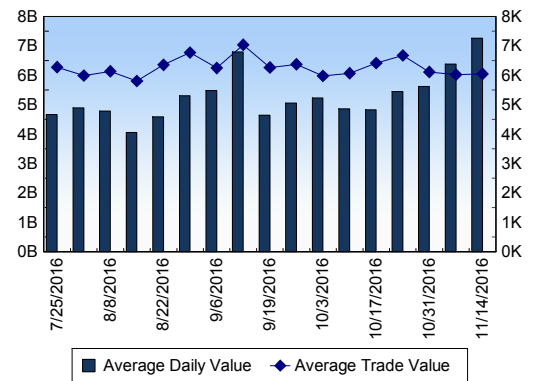
TSX ANONYMOUS TRADING

Daily Volume	165,119,003
Daily Value	\$2,662,882,687
Average Trade Size	334
% TSX Volume	34.33 %

TSX Volume



TSX Value (in Canadian Dollars)



Top 20 TSX Symbols by Volume

Symbol	TSX Volume	TSX Value
MFC	13,236,949	\$304,467,278
CGC	12,381,167	\$131,673,916
BTO	11,863,702	\$37,866,932
YRI	10,987,815	\$45,659,599
MM	9,151,225	\$597,770
K	8,995,805	\$40,132,276
ELD	8,566,424	\$30,641,458
BBD.B	7,579,051	\$15,292,009
ABX	6,475,793	\$127,836,811
HGD	6,383,714	\$77,919,752
FM	6,175,908	\$86,022,034
ECA	5,307,129	\$74,352,578
IVN	5,247,850	\$12,799,184
IMG	5,231,221	\$25,986,637
HOU	4,981,799	\$31,280,151
G	4,848,645	\$86,435,490
BTE	4,525,579	\$23,170,465
XGD	4,464,495	\$53,028,933
SMF	4,399,530	\$18,643,247
TD	4,100,920	\$256,430,350

Top 20 TSX Symbols by Value

Symbol	TSX Volume	TSX Value
MFC	13,236,949	\$304,467,278
TD	4,100,920	\$256,430,350
BNS	3,197,998	\$224,304,545
RY	2,449,526	\$211,812,292
BMO	1,716,517	\$148,979,896
FNV	1,825,099	\$137,863,597
CGC	12,381,167	\$131,673,916
ABX	6,475,793	\$127,836,811
ENB	2,349,628	\$127,586,203
CM	1,238,920	\$127,071,599
TRP	1,943,464	\$113,452,224
SLF	2,183,054	\$113,302,635
TCK.B	3,572,353	\$109,748,799
BCE	1,896,251	\$108,139,891
CNR	1,180,466	\$101,692,958
FTS	2,209,336	\$88,078,467
G	4,848,645	\$86,435,490
FM	6,175,908	\$86,022,034
SU	2,072,212	\$82,097,302
ATD.B	1,281,330	\$79,562,978

ETF Trading

Daily Volume	46,185,345	Average Trade Value	\$11,258
Daily Value	\$650,575,450	Average Trade Size	799
# Trades	57,787	# of ETFs Traded	436

Top 10 ETFs by TSX Volume

Symbol	Market Volume	Market Value
HGD	6,383,714	\$77,919,752
HOU	4,981,799	\$31,280,151
XGD	4,464,495	\$53,028,933
HVU	3,878,018	\$12,588,051
XIU	3,024,829	\$65,535,932
HGU	2,391,118	\$34,198,961
HNU	2,292,311	\$19,666,785
HOD	2,230,247	\$31,913,034
XEG	1,269,411	\$16,213,616
HND	1,068,952	\$15,944,216

Top 10 ETFs by TSX Value

Symbol	Market Volume	Market Value
HGD	6,383,714	\$77,919,752
XIU	3,024,829	\$65,535,932
XGD	4,464,495	\$53,028,933
HGU	2,391,118	\$34,198,961
HOD	2,230,247	\$31,913,034
HOU	4,981,799	\$31,280,151
HNU	2,292,311	\$19,666,785
XEG	1,269,411	\$16,213,616
ZSP	496,629	\$16,110,260
HND	1,068,952	\$15,944,216

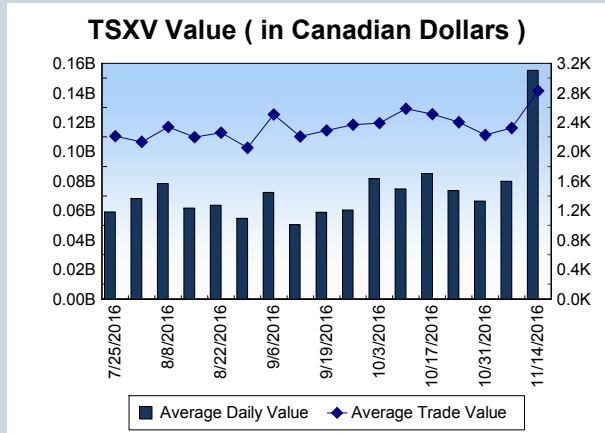
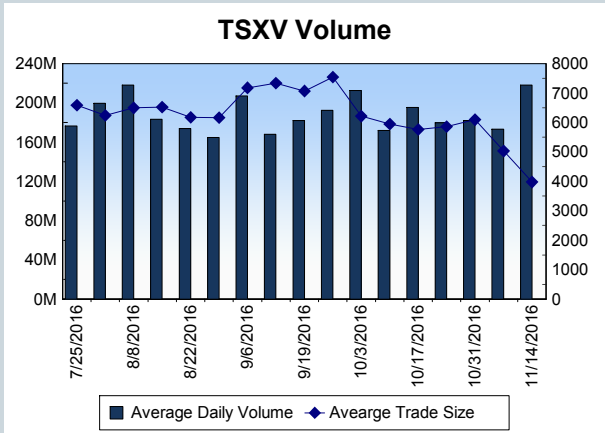
Block Trades	Non Block Trades
1,360	1,198,848

Top 5 Block Trade Brokers by Volume	
Broker	TSX Block Volume
TD SECURITIES INC.	19,488,900
CANACCORD GENUITY CORI	7,783,800
CIBC WORLD MARKETS INC.	7,484,500
NATIONAL BANK FINANCIAL	7,042,700
RBC CAPITAL MARKETS	5,471,600

Top 5 Block Trade Symbols by Volume	
Symbol	TSX Block Volume
MFC	3,299,900
ATH	2,534,200
BXE	2,459,200
ELD	2,056,700
JAG	2,000,000

TSXV	
Daily Volume	218,212,327
Daily Value	\$155,112,682
Daily Trades	54,857
Daily Symbols Traded	1,145

TSXV ANONYMOUS TRADING	
Daily Volume	79,521,567
Daily Value	\$57,508,386
Average Trade Size	4,248
% TSXV Volume	36.44%



Top 20 TSXV Symbols by Volume		
Symbol	TSXV Volume	TSXV Value
OGI	7,783,341	\$28,950,836
APH	7,240,136	\$36,724,495
KEK	5,242,258	\$7,151,726
AMY	4,457,830	\$1,143,122
DYA	3,986,172	\$2,185,114
ACB	3,791,591	\$8,036,513
AAO	3,760,986	\$188,466
RPM	3,553,637	\$861,847
FF	3,462,729	\$2,256,284
SRJ	3,311,350	\$66,252
ADK	2,712,388	\$164,433
MT	2,658,360	\$15,536,970
CXV	2,394,795	\$220,796
PSP	2,253,700	\$462,009
PGK	2,224,923	\$173,621
XOP	2,143,654	\$365,949
BBI	2,027,106	\$943,117
MKN	2,019,000	\$29,765
MTO	1,888,400	\$129,702
CRU	1,755,300	\$81,754

Top 20 TSXV Symbols by Value		
Symbol	TSXV Volume	TSXV Value
APH	7,240,136	\$36,724,495
OGI	7,783,341	\$28,950,836
MT	2,658,360	\$15,536,970
ACB	3,791,591	\$8,036,513
KEK	5,242,258	\$7,151,726
RUF.UN	404,143	\$3,010,983
BRI	1,210,887	\$2,371,229
FF	3,462,729	\$2,256,284
DYA	3,986,172	\$2,185,114
GSV	533,043	\$1,395,494
LIX	541,037	\$1,184,138
OGI.WT	496,670	\$1,163,870
AMY	4,457,830	\$1,143,122
PAT	845,556	\$965,969
BBI	2,027,106	\$943,117
ROG	725,510	\$878,215
NYX	518,699	\$866,437
RPM	3,553,637	\$861,847
ICG	1,507,460	\$855,299
KNT	734,669	\$778,287

Dark TSX/TSXV Trading			
Volume	17,782,280	Daily Trades	56,964
Value	411,831,379	Daily Symbols Traded	1,133