



December 23, 2016

For more information, email [trading\\_sales@tsx.com](mailto:trading_sales@tsx.com)  
 Visit our blog at <http://exchange.tmx.com/>

Indices	December 23 Close	Previous Close	Change	% Change
S&P/TSX Composite Index	15,328.15			%
S&P/TSX 60 Index	905.69			%
S&P/TSX Venture Composite	728.13			%
S&P/TSX Completion Index	959.84			%
S&P/TSX Smallcap Index	646.04			%

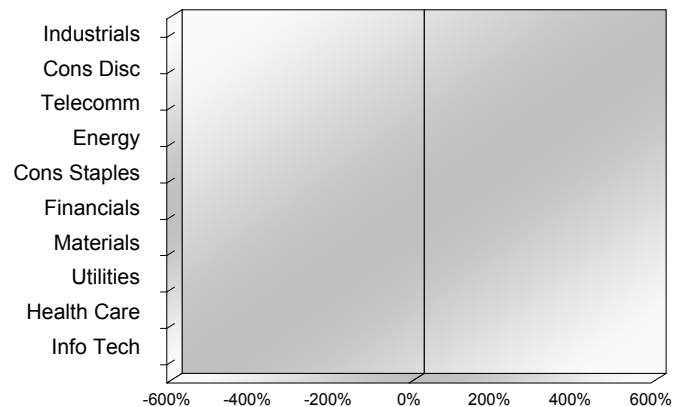
S&P/TSX Composite Index		
Advancers	Decliners	Unchanged
0	0	0

S&P/TSX Composite Index			
Top 10 Index Contributors		Top 10 Index Detractors	
Constituent	Index Contribution	Constituent	Index Contribution

S&P/TSX Composite Index			
Top 10 Advancers		Top 10 Decliners	
Constituent	Return	Constituent	Return
	%		%

S&P/TSX Composite Index				
Sector	# of Index Constituents	Weight	Market Cap (\$B)	Index Contribution
Industrials	26	%	\$180.72	
Consumer Discretionary	23	%	\$101.92	
Telecommunication Services	4	%	\$97.48	
Energy	50	%	\$435.54	
Consumer Staples	11	%	\$77.15	
Financials	27	%	\$711.87	
Materials	56	%	\$228.39	
Utilities	14	%	\$56.68	
Health Care	5	%	\$11.53	
Information Technology	12	%	\$55.16	
<b>S&amp;P/TSX Composite Index</b>	<b>228</b>	<b>%</b>	<b>\$1,956.43</b>	

S&P/TSX Composite Index - Sectors Returns



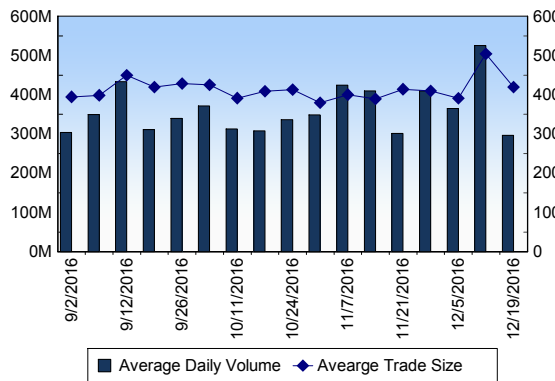
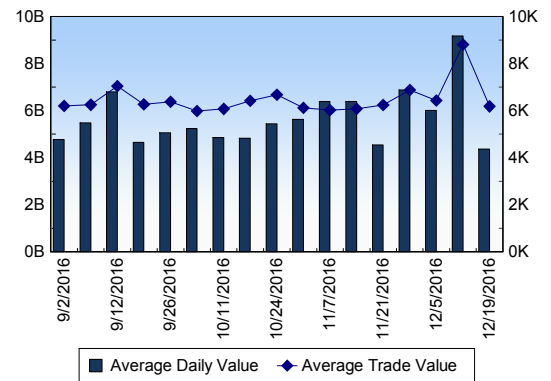
This report is published by TSX Inc. TSX Inc. does not guarantee either the completeness or the accuracy of this information. The information contained in this report is provided for informational purposes only and you agree not to rely upon the information contained in this report for any trading, business or financial purpose. These sheets are printed in Canada and issued by TSX Inc. under the express condition, to which everyone receiving or making use thereof assents, that no liability shall be incurred by TSX Inc. or its affiliated companies or any other vendor or donor, including, without limitation, for reliance on or for any errors or inaccuracies in this report. Neither TMX Group Limited, TSX Inc., nor any of their affiliated companies, guarantees the completeness of the information contained in this document and are not responsible for any errors or omission in or your use of, or reliance on, the information. This publication is under copyright. © 2015 TSX Inc. All rights reserved. Do not copy, distribute, sell or modify this publication without the prior written consent of TSX Inc. [www.tmx.com/trading](http://www.tmx.com/trading)

**TSX**

Daily Volume	223,293,669
Daily Value	\$3,094,241,527
Daily Trades	515,942
Daily Symbols Traded	1,844

**TSX ANONYMOUS TRADING**

Daily Volume	77,506,244
Daily Value	\$1,149,674,234
Average Trade Size	364
% TSX Volume	34.71 %

**TSX Volume****TSX Value ( in Canadian Dollars )****Top 20 TSX Symbols by Volume**

Symbol	TSX Volume	TSX Value
D.UN	5,121,109	\$98,580,108
BBD.B	4,387,985	\$9,363,897
GGD	4,068,023	\$1,744,738
BTO	3,585,153	\$10,301,011
K	3,359,348	\$13,376,041
PGF	3,156,809	\$6,177,039
IMG	2,965,409	\$13,431,243
PLI	2,884,233	\$4,830,727
UWE	2,847,024	\$71,957
ECA	2,605,549	\$42,699,094
MFC	2,549,936	\$62,189,342
HND	2,531,117	\$22,006,850
YRI	2,511,828	\$8,615,281
HNU	2,490,829	\$32,645,828
BTE	2,441,868	\$16,006,689
ELR	2,319,358	\$1,031,845
HGD	2,318,283	\$29,880,810
NDM	2,069,565	\$5,197,354
HOU	2,064,284	\$17,794,457
WEF	1,948,952	\$3,656,001

**Top 20 TSX Symbols by Value**

Symbol	TSX Volume	TSX Value
D.UN	5,121,109	\$98,580,108
TD	1,384,223	\$92,986,586
RY	876,083	\$80,450,356
BNS	1,056,253	\$80,436,410
CM	588,414	\$65,289,113
MFC	2,549,936	\$62,189,342
SU	1,313,449	\$58,398,388
CNQ	1,213,562	\$53,115,794
TRP	843,223	\$52,639,614
CP	229,677	\$44,620,759
XIU	1,926,075	\$43,887,120
ECA	2,605,549	\$42,699,094
FFH	61,773	\$40,924,065
CNR	444,385	\$40,720,517
SLF	783,369	\$40,525,468
TRI	674,878	\$40,138,127
BMO	398,536	\$38,770,423
ENB	663,060	\$38,306,352
ABX	1,892,294	\$37,051,226
BCE	607,143	\$35,387,811

**ETF Trading**

Daily Volume	21,496,457	Average Trade Value	\$10,935
Daily Value	\$321,842,649	Average Trade Size	730
# Trades	29,431	# of ETFs Traded	414

**Top 10 ETFs by TSX Volume**

Symbol	Market Volume	Market Value
HND	2,531,117	\$22,006,850
HNU	2,490,829	\$32,645,828
HGD	2,318,283	\$29,880,810
HOU	2,064,284	\$17,794,457
XIU	1,926,075	\$43,887,120
HOD	1,295,600	\$12,315,430
XGD	969,985	\$10,959,300
HGU	789,668	\$10,084,392
ZPR	447,215	\$4,737,364
HVU	443,718	\$8,203,764

**Top 10 ETFs by TSX Value**

Symbol	Market Volume	Market Value
XIU	1,926,075	\$43,887,120
HNU	2,490,829	\$32,645,828
HGD	2,318,283	\$29,880,810
HND	2,531,117	\$22,006,850
HOU	2,064,284	\$17,794,457
HOD	1,295,600	\$12,315,430
XGD	969,985	\$10,959,300
HGU	789,668	\$10,084,392
HVU	443,718	\$8,203,764
ZPR	447,215	\$4,737,364

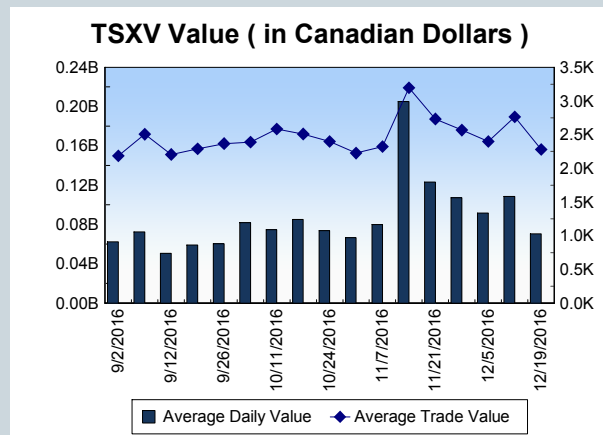
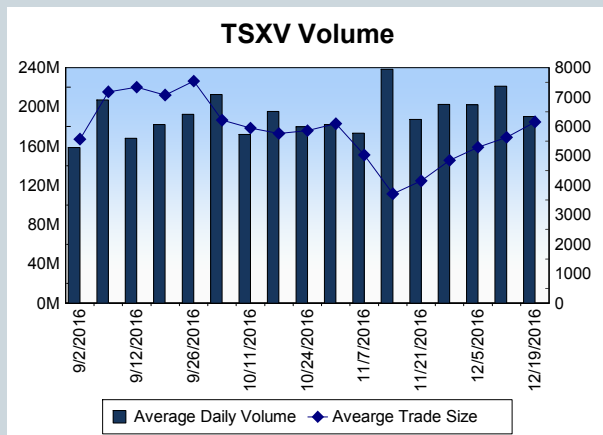
<b>Block Trades</b>	<b>Non Block Trades</b>
411	515,531

Top 5 Block Trade Brokers by Volume	
Broker	TSX Block Volume
TD SECURITIES INC.	10,785,500
CIBC WORLD MARKETS INC.	4,383,400
SCOTIA CAPITAL INC.	3,916,200
MORGAN STANLEY CANADA	2,755,900
NATIONAL BANK FINANCIAL	1,730,500

Top 5 Block Trade Symbols by Volume	
Symbol	TSX Block Volume
D.UN	4,933,300
ELR	1,400,000
XIU	1,249,200
IMG	1,010,700
WEF	905,600

TSXV	
Daily Volume	166,725,304
Daily Value	\$49,076,504
Daily Trades	25,385
Daily Symbols Traded	1,232

TSXV ANONYMOUS TRADING	
Daily Volume	58,643,725
Daily Value	\$16,119,147
Average Trade Size	6,999
% TSXV Volume	35.17%



Top 20 TSXV Symbols by Volume		
Symbol	TSXV Volume	TSXV Value
KSK	6,294,393	\$440,599
EQT	5,631,566	\$144,888
XOP	3,939,150	\$107,285
CE	3,595,928	\$134,777
UNO	2,825,000	\$42,375
NRN	2,822,020	\$174,095
ARY	2,553,500	\$272,358
PHM	2,526,964	\$360,468
ACB	2,476,048	\$5,602,374
TVI	2,085,000	\$21,150
MXI	2,061,700	\$391,766
GXU	2,042,815	\$255,369
JEN.H	2,005,500	\$49,375
UBS.H	1,835,750	\$9,179
ICO	1,794,700	\$81,319
SCR	1,739,168	\$419,234
MQX	1,494,160	\$193,694
YD	1,493,297	\$493,345
LI	1,279,582	\$172,963
CXV	1,168,167	\$135,294

Top 20 TSXV Symbols by Value		
Symbol	TSXV Volume	TSXV Value
ACB	2,476,048	\$5,602,374
APH	633,436	\$3,047,577
OGI	524,298	\$1,500,957
TWM	768,016	\$1,254,962
NYX	903,049	\$1,131,417
ICC	1,112,100	\$1,086,496
M.PR.A	107,990	\$1,077,286
CMM	1,138,758	\$1,061,394
MT	147,809	\$939,317
EMC	301,106	\$921,443
MPH	79,114	\$821,505
M	89,636	\$820,205
BBI	967,794	\$561,522
SNS	565,185	\$544,500
MGW	937,885	\$537,374
YD	1,493,297	\$493,345
LAK.H	1,064,730	\$479,460
JTR	364,336	\$454,955
RTI	857,254	\$441,110
KSK	6,294,393	\$440,599

Dark TSX/TSXV Trading			
Volume	5,787,290	Daily Trades	17,580
Value	104,567,452	Daily Symbols Traded	1,055