



May 4, 2017

For more information, email trading_sales@tsx.com
 Visit our blog at <http://exchange.tmx.com/>

Indices	May 4 Close	Previous Close	Change	% Change
S&P/TSX Composite Index	15,396.70			%
S&P/TSX 60 Index	909.21			%
S&P/TSX Venture Composite	774.07			%
S&P/TSX Completion Index	965.79			%
S&P/TSX Smallcap Index	630.33			%

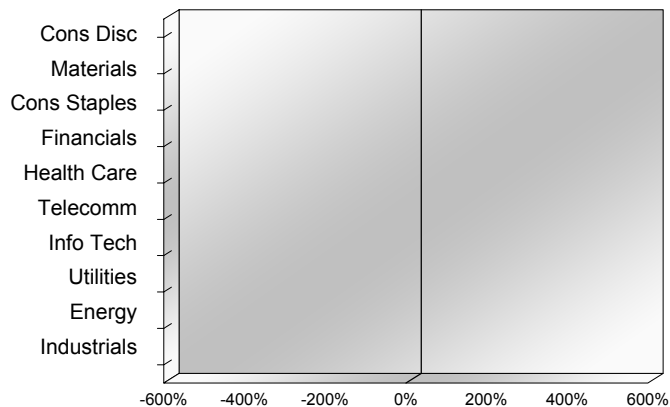
S&P/TSX Composite Index		
Advancers	Decliners	Unchanged
0	0	0

S&P/TSX Composite Index			
Top 10 Index Contributors		Top 10 Index Detractors	
Constituent	Index Contribution	Constituent	Index Contribution

S&P/TSX Composite Index			
Top 10 Advancers		Top 10 Decliners	
Constituent	Return	Constituent	Return
	%		%

S&P/TSX Composite Index				
Sector	# of Index Constituents	Weight	Market Cap (\$B)	Index Contribution
Consumer Discretionary	22	%	\$111.69	
Materials	56	%	\$238.56	
Consumer Staples	11	%	\$82.69	
Financials	27	%	\$703.40	
Health Care	6	%	\$11.75	
Telecommunication Services	3	%	\$104.20	
Information Technology	12	%	\$62.98	
Utilities	15	%	\$63.68	
Energy	51	%	\$438.50	
Industrials	26	%	\$193.44	
S&P/TSX Composite Index	229	%	\$2,010.88	

S&P/TSX Composite Index - Sectors Returns



This report is published by TSX Inc. TSX Inc. does not guarantee either the completeness or the accuracy of this information. The information contained in this report is provided for informational purposes only and you agree not to rely upon the information contained in this report for any trading, business or financial purpose. These sheets are printed in Canada and issued by TSX Inc. under the express condition, to which everyone receiving or making use thereof assents, that no liability shall be incurred by TSX Inc. or its affiliated companies or any other vendor or donor, including, without limitation, for reliance on or for any errors or inaccuracies in this report. Neither TMX Group Limited, TSX Inc., nor any of their affiliated companies, guarantees the completeness of the information contained in this document and are not responsible for any errors or omission in or your use of, or reliance on, the information. This publication is under copyright. © 2015 TSX Inc. All rights reserved. Do not copy, distribute, sell or modify this publication without the prior written consent of TSX Inc. www.tmx.com/trading

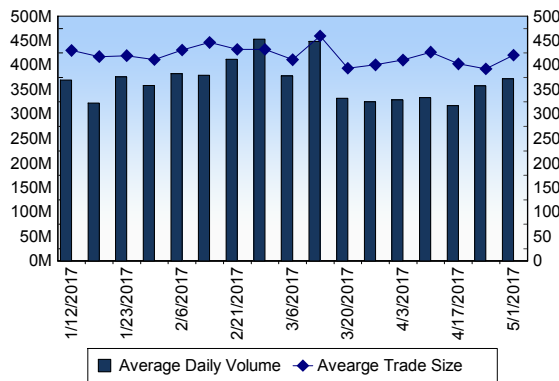
TSX

Daily Volume	434,020,644
Daily Value	\$7,735,566,343
Daily Trades	992,603
Daily Symbols Traded	1,875

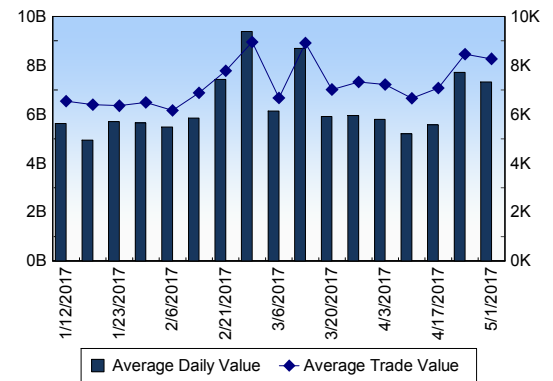
TSX ANONYMOUS TRADING

Daily Volume	146,258,841
Daily Value	\$2,332,838,771
Average Trade Size	348
% TSX Volume	33.70 %

TSX Volume



TSX Value (in Canadian Dollars)



Top 20 TSX Symbols by Volume

Symbol	TSX Volume	TSX Value
HOU	11,251,817	\$64,308,502
BTO	9,871,857	\$30,087,665
K	7,938,216	\$39,074,533
YRI	7,307,588	\$24,685,970
MFC	6,609,472	\$161,918,499
BTE	6,008,990	\$23,580,801
BBD.B	5,857,287	\$12,054,638
HCG	5,840,994	\$37,174,480
SMF	5,368,412	\$14,848,572
XIU	5,306,918	\$121,695,283
TD	5,298,850	\$335,928,277
HOD	5,155,012	\$66,649,645
ECA	5,134,916	\$73,586,008
CVE	5,007,333	\$64,200,223
VSN	4,903,770	\$89,671,355
CNQ	4,825,238	\$199,870,447
HBM	4,774,263	\$34,316,995
SPE	4,515,414	\$9,468,771
NMX	4,510,781	\$4,804,231
CPG	4,260,683	\$53,476,505

Top 20 TSX Symbols by Value

Symbol	TSX Volume	TSX Value
RY	4,058,562	\$376,707,443
TD	5,298,850	\$335,928,277
BNS	4,126,878	\$310,992,299
CM	2,281,261	\$245,733,943
BCE	3,375,470	\$207,964,718
CNQ	4,825,238	\$199,870,447
ENB	3,450,810	\$192,761,122
BMO	1,858,569	\$177,495,136
SU	4,092,878	\$170,537,219
MFC	6,609,472	\$161,918,499
CNR	1,471,260	\$148,845,587
XIU	5,306,918	\$121,695,283
TRP	1,892,595	\$118,840,630
PPL	2,225,857	\$94,849,909
TECK.B	3,623,901	\$91,226,593
ABX	4,118,060	\$90,481,441
VSN	4,903,770	\$89,671,355
L	1,041,149	\$81,028,938
CP	360,610	\$75,844,833
ECA	5,134,916	\$73,586,008

ETF Trading

Daily Volume	47,825,045	Average Trade Value	\$13,421
Daily Value	\$673,651,117	Average Trade Size	953
# Trades	50,193	# of ETFs Traded	448

Top 10 ETFs by TSX Volume

Symbol	Market Volume	Market Value
HOU	11,251,817	\$64,308,502
XIU	5,306,918	\$121,695,283
HOD	5,155,012	\$66,649,645
HGD	3,688,809	\$34,660,762
XEG	2,938,784	\$35,327,661
HVU	1,947,100	\$12,053,279
HGU	1,661,639	\$24,244,093
HNU	1,181,125	\$9,327,587
XGD	1,168,539	\$14,504,605
XRE	1,117,610	\$18,268,337

Top 10 ETFs by TSX Value

Symbol	Market Volume	Market Value
XIU	5,306,918	\$121,695,283
HOD	5,155,012	\$66,649,645
HOU	11,251,817	\$64,308,502
XEG	2,938,784	\$35,327,661
HGD	3,688,809	\$34,660,762
XFN	857,084	\$30,439,629
HGU	1,661,639	\$24,244,093
XRE	1,117,610	\$18,268,337
ZEB	680,982	\$18,074,139
HXT	487,722	\$15,168,758

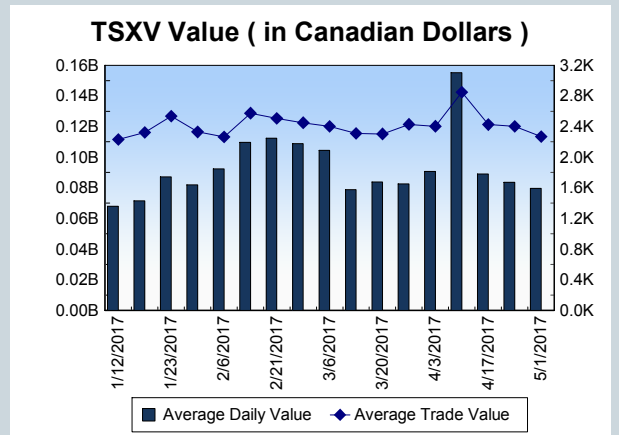
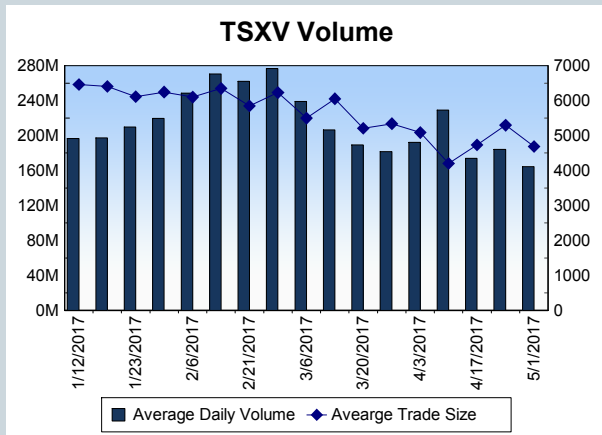
Block Trades	Non Block Trades
1,467	991,136

Top 5 Block Trade Brokers by Volume	
Broker	TSX Block Volume
CIBC WORLD MARKETS INC.	27,215,800
BMO NESBITT BURNS INC.	26,626,600
TD SECURITIES INC.	10,602,100
NATIONAL BANK FINANCIAL	7,959,800
RBC CAPITAL MARKETS	7,768,400

Top 5 Block Trade Symbols by Volume	
Symbol	TSX Block Volume
K	2,832,300
TD	2,795,800
BCE	2,441,700
RY	2,283,500
MFC	2,220,900

TSXV	
Daily Volume	192,259,789
Daily Value	\$93,214,407
Daily Trades	39,486
Daily Symbols Traded	1,244

TSXV ANONYMOUS TRADING	
Daily Volume	90,231,629
Daily Value	\$44,655,596
Average Trade Size	5,188
% TSXV Volume	46.93%



Top 20 TSXV Symbols by Volume		
Symbol	TSXV Volume	TSXV Value
ABCN	15,799,997	\$17,999,205
AZX	3,200,295	\$208,073
HVST	3,066,367	\$2,941,838
WMD	2,467,775	\$2,525,542
AUU	2,070,500	\$181,373
IES	2,031,000	\$10,155
TK	1,900,487	\$1,057,542
CWQ.H	1,896,700	\$143,553
DOX	1,843,000	\$18,505
SCG	1,766,995	\$571,395
CXV	1,659,800	\$201,420
FGD	1,645,693	\$1,101,666
ANF	1,634,071	\$833,549
NXO	1,552,892	\$2,308,468
AAO	1,518,270	\$53,139
BUS	1,438,905	\$3,572,088
GMA	1,357,750	\$119,165
TTM	1,340,150	\$46,955
FMS	1,242,914	\$98,834
SDE	1,208,450	\$18,125

Top 20 TSXV Symbols by Value		
Symbol	TSXV Volume	TSXV Value
ABCN	15,799,997	\$17,999,205
BUS	1,438,905	\$3,572,088
ACB	1,148,543	\$3,077,059
HVST	3,066,367	\$2,941,838
WMD	2,467,775	\$2,525,542
NXO	1,552,892	\$2,308,468
RUF.UN	239,780	\$2,216,887
RX	219,635	\$1,714,124
MARL	885,397	\$1,399,520
SNS	1,130,705	\$1,318,397
FGD	1,645,693	\$1,101,666
BKD	435,580	\$1,058,088
TK	1,900,487	\$1,057,542
TNC	309,095	\$1,026,219
IMH	644,269	\$989,564
TWM	757,237	\$974,627
LIX	496,911	\$963,151
STM	911,655	\$931,068
OGI	324,492	\$892,406
ANF	1,634,071	\$833,549

Dark TSX/TSXV Trading			
Volume	13,221,760	Daily Trades	41,772
Value	263,857,944	Daily Symbols Traded	1,113