



May 18, 2017

For more information, email trading_sales@tsx.com
 Visit our blog at <http://exchange.tmx.com/>

Indices	May 18 Close	Previous Close	Change	% Change
S&P/TSX Composite Index	15,277.20			%
S&P/TSX 60 Index	900.21			%
S&P/TSX Venture Composite	800.88			%
S&P/TSX Completion Index	964.66			%
S&P/TSX Smallcap Index	637.01			%

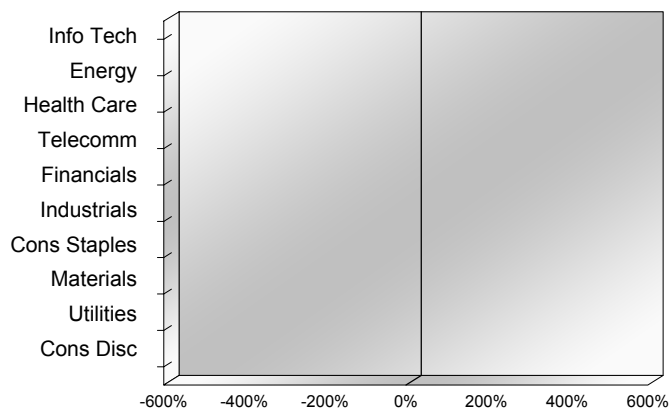
S&P/TSX Composite Index		
Advancers	Decliners	Unchanged
0	0	0

S&P/TSX Composite Index			
Top 10 Index Contributors		Top 10 Index Detractors	
Constituent	Index Contribution	Constituent	Index Contribution

S&P/TSX Composite Index			
Top 10 Advancers		Top 10 Decliners	
Constituent	Return	Constituent	Return
	%		%

S&P/TSX Composite Index				
Sector	# of Index Constituents	Weight	Market Cap (\$B)	Index Contribution
Information Technology	12	%	\$61.98	
Energy	51	%	\$438.14	
Health Care	6	%	\$13.09	
Telecommunication Services	3	%	\$103.18	
Financials	27	%	\$686.86	
Industrials	26	%	\$190.55	
Consumer Staples	11	%	\$81.12	
Materials	56	%	\$246.89	
Utilities	15	%	\$63.26	
Consumer Discretionary	22	%	\$110.13	
S&P/TSX Composite Index	229	%	\$1,995.18	

S&P/TSX Composite Index - Sectors Returns



This report is published by TSX Inc. TSX Inc. does not guarantee either the completeness or the accuracy of this information. The information contained in this report is provided for informational purposes only and you agree not to rely upon the information contained in this report for any trading, business or financial purpose. These sheets are printed in Canada and issued by TSX Inc. under the express condition, to which everyone receiving or making use thereof assents, that no liability shall be incurred by TSX Inc. or its affiliated companies or any other vendor or donor, including, without limitation, for reliance on or for any errors or inaccuracies in this report. Neither TMX Group Limited, TSX Inc., nor any of their affiliated companies, guarantees the completeness of the information contained in this document and are not responsible for any errors or omission in or your use of, or reliance on, the information. This publication is under copyright. © 2015 TSX Inc. All rights reserved. Do not copy, distribute, sell or modify this publication without the prior written consent of TSX Inc. www.tmx.com/trading

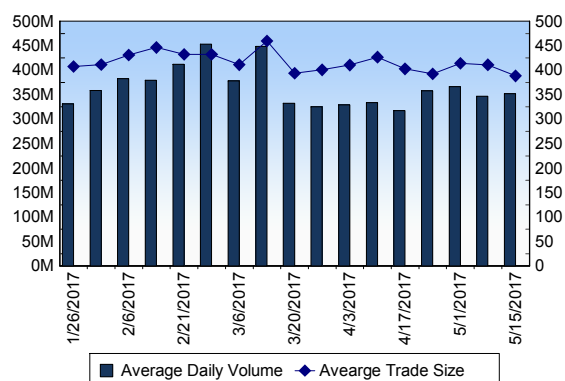
TSX

Daily Volume	363,234,913
Daily Value	\$7,127,981,348
Daily Trades	956,524
Daily Symbols Traded	1,876

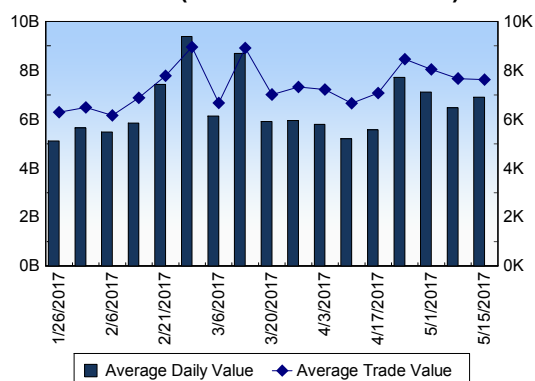
TSX ANONYMOUS TRADING

Daily Volume	133,695,622
Daily Value	\$2,634,918,262
Average Trade Size	311
% TSX Volume	36.81 %

TSX Volume



TSX Value (in Canadian Dollars)



Top 20 TSX Symbols by Volume

Symbol	TSX Volume	TSX Value
K	8,043,489	\$46,288,854
BBD.B	7,085,974	\$14,565,574
MFC	6,761,781	\$156,036,664
BTO	6,571,018	\$21,738,034
ELD	6,546,431	\$29,896,557
H	6,356,845	\$145,576,554
TD	5,991,576	\$374,354,180
RY	5,261,247	\$486,141,675
XIU	5,018,964	\$113,828,616
ECA	4,472,404	\$65,774,057
LYD	4,385,281	\$1,490,665
HVU	4,129,342	\$28,628,467
IVN	4,049,818	\$19,101,237
HOU	3,863,641	\$25,121,474
YRI	3,759,417	\$14,048,233
BNS	3,720,779	\$276,510,764
ABX	3,600,541	\$81,600,520
SVB	3,576,066	\$316,206
CVE	3,347,852	\$42,320,995
AIM	3,211,854	\$9,305,050

Top 20 TSX Symbols by Value

Symbol	TSX Volume	TSX Value
RY	5,261,247	\$486,141,675
TD	5,991,576	\$374,354,180
BNS	3,720,779	\$276,510,764
BMO	2,094,533	\$194,094,054
CM	1,595,666	\$169,296,717
ENB	3,085,292	\$162,182,891
MFC	6,761,781	\$156,036,664
H	6,356,845	\$145,576,554
CNR	1,384,393	\$138,241,858
TRP	2,149,350	\$132,903,390
XIU	5,018,964	\$113,828,616
CNQ	2,703,395	\$111,614,627
BAM.A	2,178,650	\$109,112,887
SHOP	906,262	\$108,712,556
SU	2,356,340	\$100,930,124
CP	440,270	\$91,396,000
SLF	1,855,736	\$82,645,087
ABX	3,600,541	\$81,600,520
NA	1,531,572	\$79,801,861
BCE	1,186,209	\$71,454,476

ETF Trading

Daily Volume	36,862,857	Average Trade Value	\$10,992
Daily Value	\$570,767,645	Average Trade Size	710
# Trades	51,925	# of ETFs Traded	469

Top 10 ETFs by TSX Volume

Symbol	Market Volume	Market Value
XIU	5,018,964	\$113,828,616
HVU	4,129,342	\$28,628,467
HOU	3,863,641	\$25,121,474
HGD	2,836,713	\$23,117,307
HGU	2,387,287	\$39,772,368
HOD	1,704,975	\$19,053,366
HNU	1,466,929	\$11,608,735
HND	1,167,269	\$12,444,936
XGD	1,031,754	\$13,693,200
XEG	970,630	\$11,885,942

Top 10 ETFs by TSX Value

Symbol	Market Volume	Market Value
XIU	5,018,964	\$113,828,616
HGU	2,387,287	\$39,772,368
HVU	4,129,342	\$28,628,467
HOU	3,863,641	\$25,121,474
ZEB	895,132	\$23,410,429
HGD	2,836,713	\$23,117,307
HOD	1,704,975	\$19,053,366
XGD	1,031,754	\$13,693,200
HND	1,167,269	\$12,444,936
XSP	439,559	\$11,918,218

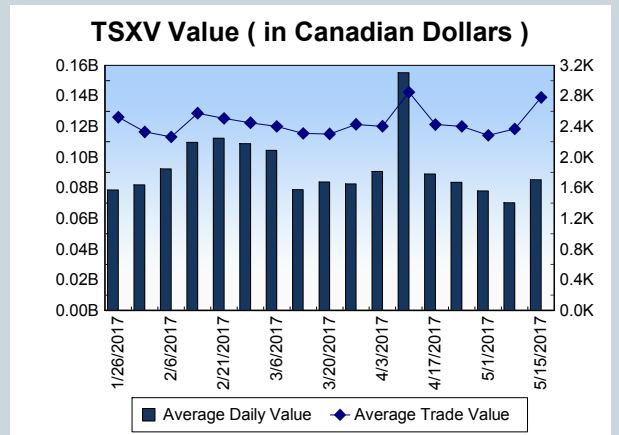
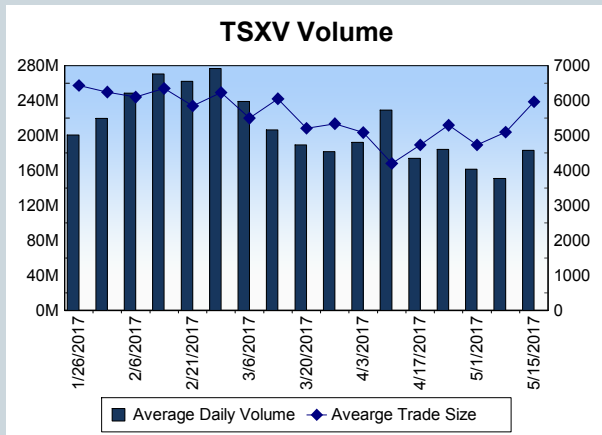
Block Trades	Non Block Trades
1,163	955,361

Top 5 Block Trade Brokers by Volume	
Broker	TSX Block Volume
TD SECURITIES INC.	18,486,100
CIBC WORLD MARKETS INC.	14,513,400
BMO NESBITT BURNS INC.	11,659,900
RBC CAPITAL MARKETS	9,520,200
NATIONAL BANK FINANCIAL	4,360,100

Top 5 Block Trade Symbols by Volume	
Symbol	TSX Block Volume
H	2,883,700
LYD	2,779,500
TD	2,742,700
BBD.B	1,957,100
RY	1,882,700

TSXV	
Daily Volume	154,952,107
Daily Value	\$72,261,651
Daily Trades	25,696
Daily Symbols Traded	1,077

TSXV ANONYMOUS TRADING	
Daily Volume	61,157,696
Daily Value	\$29,037,546
Average Trade Size	5,945
% TSXV Volume	39.47%



Top 20 TSXV Symbols by Volume		
Symbol	TSXV Volume	TSXV Value
ICG	7,955,875	\$8,888,554
CBW	4,708,515	\$5,947,196
SVT	4,574,182	\$278,185
QNC	4,536,392	\$768,522
CXV	3,102,705	\$519,911
PHM	2,395,991	\$963,745
ELT	2,377,515	\$47,800
RTI	2,093,109	\$1,346,953
KUB	2,091,250	\$83,220
NGZ	2,086,112	\$263,548
KNX	1,819,000	\$93,325
WZR	1,765,096	\$475,963
FMG	1,758,000	\$41,950
ADK	1,635,200	\$221,308
CEB	1,473,000	\$294,600
CPC	1,313,000	\$7,365
FPC	1,264,648	\$1,569,056
AZX	1,249,588	\$101,322
NHK	1,243,192	\$1,295,813
LMC	1,224,710	\$3,072,735

Top 20 TSXV Symbols by Value		
Symbol	TSXV Volume	TSXV Value
ICG	7,955,875	\$8,888,554
CBW	4,708,515	\$5,947,196
LMC	1,224,710	\$3,072,735
TNC	512,584	\$1,697,007
FPC	1,264,648	\$1,569,056
NXO	870,351	\$1,521,542
TWM	1,068,178	\$1,430,313
WED	451,507	\$1,400,453
RTI	2,093,109	\$1,346,953
NHK	1,243,192	\$1,295,813
SVI	515,745	\$1,173,428
BGM	926,567	\$1,085,648
ACB	426,474	\$1,060,427
PHM	2,395,991	\$963,745
LXE	461,500	\$924,114
CDN	441,884	\$808,741
QNC	4,536,392	\$768,522
THCX	471,111	\$738,841
LTE	307,462	\$731,780
FCF	254,450	\$730,063

Dark TSX/TSXV Trading			
Volume	14,189,960	Daily Trades	46,540
Value	286,668,553	Daily Symbols Traded	1,144