



October 10, 2017

For more information, email trading_sales@tsx.com
 Visit our blog at <http://exchange.tmx.com/>

Indices	October 10 Close	Previous Close	Change	% Change
S&P/TSX Composite Index	15,770.36			%
S&P/TSX 60 Index	930.04			%
S&P/TSX Venture Composite	793.45			%
S&P/TSX Completion Index	993.83			%
S&P/TSX Smallcap Index	644.24			%

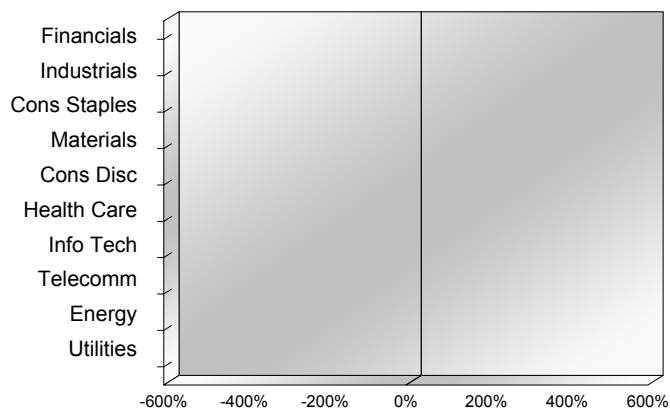
S&P/TSX Composite Index		
Advancers	Decliners	Unchanged
0	0	0

S&P/TSX Composite Index			
Top 10 Index Contributors		Top 10 Index Detractors	
Constituent	Index Contribution	Constituent	Index Contribution

S&P/TSX Composite Index			
Top 10 Advancers		Top 10 Decliners	
Constituent	Return	Constituent	Return
	%		%

S&P/TSX Composite Index				
Sector	# of Index Constituents	Weight	Market Cap (\$B)	Index Contribution
Financials	27	%	\$749.95	
Industrials	26	%	\$202.41	
Consumer Staples	11	%	\$77.80	
Materials	56	%	\$254.89	
Consumer Discretionary	22	%	\$118.43	
Health Care	6	%	\$13.58	
Information Technology	12	%	\$69.50	
Telecommunication Services	3	%	\$103.17	
Energy	50	%	\$429.44	
Utilities	16	%	\$82.95	
S&P/TSX Composite Index	229	%	\$2,102.11	

S&P/TSX Composite Index - Sectors Returns



This report is published by TSX Inc. TSX Inc. does not guarantee either the completeness or the accuracy of this information. The information contained in this report is provided for informational purposes only and you agree not to rely upon the information contained in this report for any trading, business or financial purpose. These sheets are printed in Canada and issued by TSX Inc. under the express condition, to which everyone receiving or making use thereof assents, that no liability shall be incurred by TSX Inc. or its affiliated companies or any other vendor or donor, including, without limitation, for reliance on or for any errors or inaccuracies in this report. Neither TMX Group Limited, TSX Inc., nor any of their affiliated companies, guarantees the completeness of the information contained in this document and are not responsible for any errors or omission in or your use of, or reliance on, the information. This publication is under copyright. © 2015 TSX Inc. All rights reserved. Do not copy, distribute, sell or modify this publication without the prior written consent of TSX Inc. www.tmx.com/trading

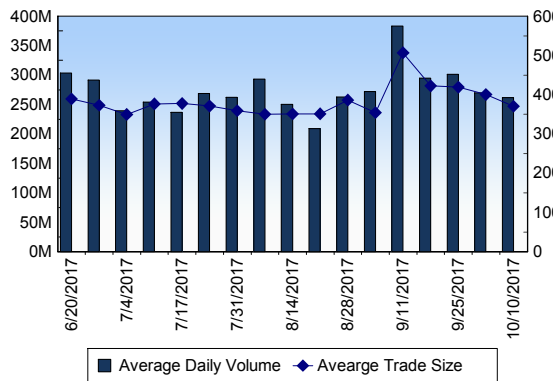
TSX

Daily Volume	261,899,178
Daily Value	\$5,036,729,860
Daily Trades	707,067
Daily Symbols Traded	1,866

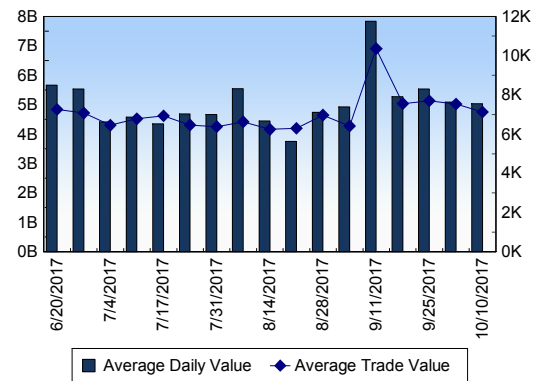
TSX ANONYMOUS TRADING

Daily Volume	87,183,793
Daily Value	\$1,862,245,654
Average Trade Size	321
% TSX Volume	33.29 %

TSX Volume



TSX Value (in Canadian Dollars)



Top 20 TSX Symbols by Volume

Symbol	TSX Volume	TSX Value
ACB	5,649,647	\$16,821,797
HOU	4,618,525	\$28,619,411
MFC	4,123,294	\$106,467,570
BBD.B	4,102,265	\$9,130,924
ECA	3,766,898	\$54,073,938
WEED	3,110,344	\$39,762,887
TD	3,100,678	\$219,913,980
K	2,818,069	\$15,203,815
BTO	2,519,405	\$8,888,899
PPL	2,497,747	\$106,831,550
TV	2,360,463	\$3,761,155
PD	2,353,738	\$8,071,401
SU	2,341,606	\$101,614,899
HOD	2,331,494	\$23,803,912
CR	2,293,686	\$9,714,363
CVE	2,291,904	\$27,656,334
BIR	2,268,263	\$11,910,269
BB	2,217,429	\$31,532,877
EFN	2,210,596	\$21,905,988
SHOP	1,989,003	\$230,546,121

Top 20 TSX Symbols by Value

Symbol	TSX Volume	TSX Value
SHOP	1,989,003	\$230,546,121
TD	3,100,678	\$219,913,980
RY	1,633,196	\$160,488,435
CM	1,200,402	\$133,753,883
BNS	1,545,982	\$124,796,486
PPL	2,497,747	\$106,831,550
MFC	4,123,294	\$106,467,570
CNR	1,034,881	\$104,545,338
SU	2,341,606	\$101,614,899
ENB	1,664,475	\$86,226,955
BMO	868,867	\$84,058,734
SLF	1,598,811	\$80,578,241
NA	1,196,222	\$73,337,809
CNQ	1,747,026	\$72,889,685
TRP	1,082,992	\$67,057,326
CP	320,789	\$66,161,026
MG	896,483	\$61,461,614
ECA	3,766,898	\$54,073,938
RCI.B	821,875	\$53,960,952
TECK.B	1,844,900	\$51,944,051

ETF Trading

Daily Volume	19,690,950	Average Trade Value	\$9,234
Daily Value	\$262,552,901	Average Trade Size	693
# Trades	28,433	# of ETFs Traded	472

Top 10 ETFs by TSX Volume

Symbol	Market Volume	Market Value
HOU	4,618,525	\$28,619,411
HOD	2,331,494	\$23,803,912
HNU	1,715,440	\$9,031,610
XIU	1,162,990	\$27,205,973
HVU	799,729	\$5,171,813
XEG	714,532	\$8,480,913
HND	673,782	\$9,026,459
HGU	523,441	\$7,564,748
XGD	393,270	\$4,979,711
ZEB	241,899	\$6,913,471

Top 10 ETFs by TSX Value

Symbol	Market Volume	Market Value
HOU	4,618,525	\$28,619,411
XIU	1,162,990	\$27,205,973
HOD	2,331,494	\$23,803,912
HNU	1,715,440	\$9,031,610
HND	673,782	\$9,026,459
XEG	714,532	\$8,480,913
HGU	523,441	\$7,564,748
ZEB	241,899	\$6,913,471
XSP	234,246	\$6,818,454
HVU	799,729	\$5,171,813

Block Trades

834

Non Block Trades

706,233

Top 5 Block Trade Brokers by Volume

Broker	TSX Block Volume
TD SECURITIES INC.	11,038,900
CIBC WORLD MARKETS INC.	4,038,300
SCOTIA CAPITAL INC.	3,984,600
NATIONAL BANK FINANCIAL	2,813,800
RBC CAPITAL MARKETS	2,769,700

Top 5 Block Trade Symbols by Volume

Symbol	TSX Block Volume
HOU	1,556,800
PPL	1,381,700
CR	1,370,000
TMB	974,700
MFC	800,400

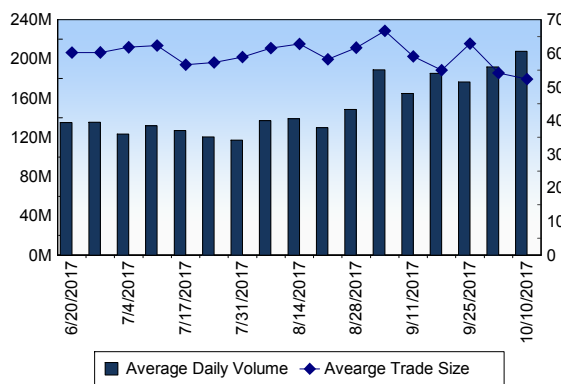
TSXV

Daily Volume	207,853,553
Daily Value	\$97,865,997
Daily Trades	39,744
Daily Symbols Traded	1,195

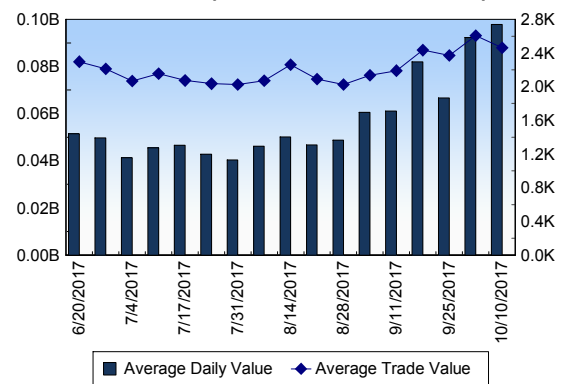
TSXV ANONYMOUS TRADING

Daily Volume	83,004,507
Daily Value	\$44,671,857
Average Trade Size	4,457
% TSXV Volume	39.93%

TSXV Volume



TSXV Value (in Canadian Dollars)



Top 20 TSXV Symbols by Volume

Symbol	TSXV Volume	TSXV Value
RYR	13,914,000	\$1,387,815
LTV	5,906,133	\$1,660,931
LG	4,162,900	\$716,431
PAT	3,940,775	\$5,157,290
BLOC	3,932,723	\$12,024,922
CYX	3,833,022	\$333,515
NGZ	3,525,460	\$843,724
ABCN	3,274,014	\$4,017,053
BBI	3,065,124	\$1,141,847
SKE	3,044,111	\$158,901
NTQ	2,663,928	\$546,620
LBY	2,617,394	\$1,924,043
CBW	2,615,919	\$2,376,839
RLV	1,972,838	\$228,975
BSH	1,778,000	\$16,895
EPO	1,773,249	\$88,892
HIVE	1,572,166	\$2,947,943
NXS	1,368,812	\$119,130
SNV	1,363,183	\$55,152
DM	1,321,400	\$161,303

Top 20 TSXV Symbols by Value

Symbol	TSXV Volume	TSXV Value
BLOC	3,932,723	\$12,024,922
NVO	704,368	\$5,892,811
PAT	3,940,775	\$5,157,290
ABCN	3,274,014	\$4,017,053
HIVE	1,572,166	\$2,947,943
BUS	805,558	\$2,381,104
CBW	2,615,919	\$2,376,839
OGI	669,819	\$2,022,945
LBY	2,617,394	\$1,924,043
LTV	5,906,133	\$1,660,931
GGI	679,269	\$1,479,042
RYR	13,914,000	\$1,387,815
FIRE	820,832	\$1,320,959
PHO	713,999	\$1,190,163
BBI	3,065,124	\$1,141,847
THCX	497,706	\$1,017,714
WED	345,125	\$1,005,272
NYX	364,825	\$856,366
NGZ	3,525,460	\$843,724
SNR	506,745	\$809,790

Dark TSX/TSXV Trading

Volume	8,258,450	Daily Trades	29,648
Value	207,005,573	Daily Symbols Traded	1,077