



November 10, 2017

For more information, email trading_sales@tsx.com
 Visit our blog at <http://exchange.tmx.com/>

Indices	November 10 Close	Previous Close	Change	% Change
S&P/TSX Composite Index	16,039.26			%
S&P/TSX 60 Index	949.22			%
S&P/TSX Venture Composite	796.48			%
S&P/TSX Completion Index	999.82			%
S&P/TSX Smallcap Index	643.73			%

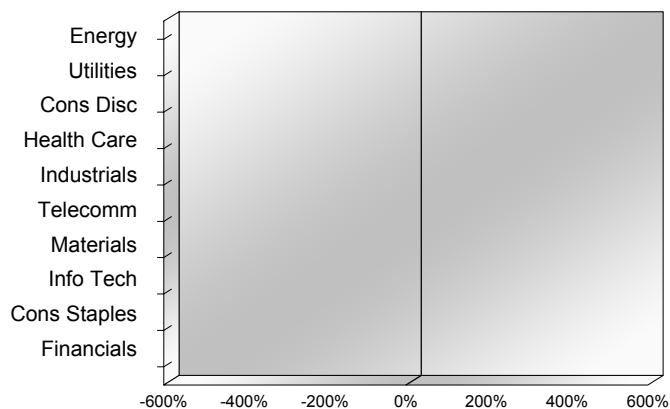
S&P/TSX Composite Index		
Advancers	Decliners	Unchanged
0	0	0

S&P/TSX Composite Index			
Top 10 Index Contributors		Top 10 Index Detractors	
Constituent	Index Contribution	Constituent	Index Contribution

S&P/TSX Composite Index			
Top 10 Advancers		Top 10 Decliners	
Constituent	Return	Constituent	Return
	%		%

S&P/TSX Composite Index				
Sector	# of Index Constituents	Weight	Market Cap (\$B)	Index Contribution
Energy	50	%	\$442.46	
Utilities	16	%	\$84.12	
Consumer Discretionary	22	%	\$117.89	
Health Care	6	%	\$15.16	
Industrials	26	%	\$207.75	
Telecommunication Services	3	%	\$107.65	
Materials	55	%	\$246.94	
Information Technology	12	%	\$70.76	
Consumer Staples	11	%	\$81.09	
Financials	27	%	\$762.15	
S&P/TSX Composite Index	228	%	\$2,135.96	

S&P/TSX Composite Index - Sectors Returns



This report is published by TSX Inc. TSX Inc. does not guarantee either the completeness or the accuracy of this information. The information contained in this report is provided for informational purposes only and you agree not to rely upon the information contained in this report for any trading, business or financial purpose. These sheets are printed in Canada and issued by TSX Inc. under the express condition, to which everyone receiving or making use thereof assents, that no liability shall be incurred by TSX Inc. or its affiliated companies or any other vendor or donor, including, without limitation, for reliance on or for any errors or inaccuracies in this report. Neither TMX Group Limited, TSX Inc., nor any of their affiliated companies, guarantees the completeness of the information contained in this document and are not responsible for any errors or omission in or your use of, or reliance on, the information. This publication is under copyright. © 2015 TSX Inc. All rights reserved. Do not copy, distribute, sell or modify this publication without the prior written consent of TSX Inc. www.tmx.com/trading

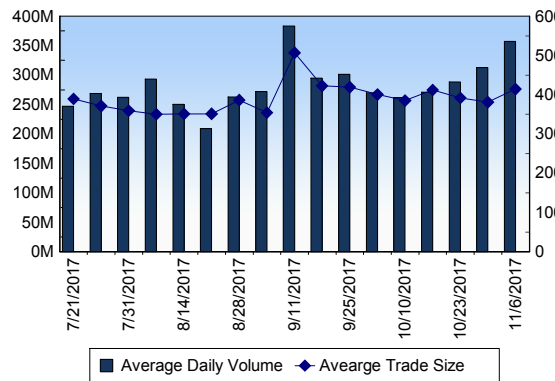
TSX

Daily Volume	337,578,227
Daily Value	\$5,405,901,506
Daily Trades	819,770
Daily Symbols Traded	1,853

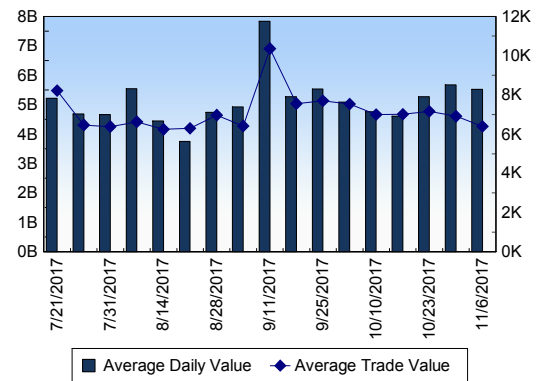
TSX ANONYMOUS TRADING

Daily Volume	99,087,245
Daily Value	\$1,843,818,324
Average Trade Size	331
% TSX Volume	29.35 %

TSX Volume



TSX Value (in Canadian Dollars)



Top 20 TSX Symbols by Volume

Symbol	TSX Volume	TSX Value
ACB	39,023,913	\$177,808,252
WEED	9,297,248	\$185,603,262
AIM	6,038,201	\$18,959,827
CVE	5,380,693	\$77,501,711
OBE	3,909,994	\$6,136,534
NXE	3,878,773	\$11,641,310
MFC	3,868,721	\$104,331,506
AKG	3,861,298	\$5,021,051
BBD.B	3,616,518	\$11,123,743
APH	3,513,011	\$29,798,717
ECA	3,470,770	\$55,534,071
CPG	3,282,215	\$36,193,758
K	3,271,383	\$17,962,064
BTE	3,139,580	\$13,247,992
AC	2,997,032	\$68,073,807
PGF	2,848,238	\$3,645,291
TCW	2,847,616	\$13,969,402
ELD	2,704,078	\$4,224,612
ICP	2,544,005	\$77,274
VRX	2,477,870	\$48,431,590

Top 20 TSX Symbols by Value

Symbol	TSX Volume	TSX Value
WEED	9,297,248	\$185,603,262
ACB	39,023,913	\$177,808,252
RY	1,618,105	\$161,601,355
TRP	2,016,711	\$125,961,873
TD	1,669,228	\$121,210,433
ENB	2,357,372	\$109,034,996
MFC	3,868,721	\$104,331,506
BMO	1,006,183	\$98,440,698
T	1,979,150	\$95,489,297
CNR	917,104	\$94,062,825
CNQ	1,997,782	\$92,622,363
BNS	1,042,563	\$86,586,594
CM	743,829	\$84,473,250
BCE	1,312,082	\$80,097,885
CVE	5,380,693	\$77,501,711
SU	1,656,448	\$76,176,333
AC	2,997,032	\$68,073,807
PPL	1,332,898	\$60,654,053
SHOP	475,403	\$59,798,156
SLF	1,173,954	\$57,943,301

ETF Trading

Daily Volume	18,078,373	Average Trade Value	\$9,706
Daily Value	\$270,896,056	Average Trade Size	648
# Trades	27,910	# of ETFs Traded	487

Top 10 ETFs by TSX Volume

Symbol	Market Volume	Market Value
HOD	1,997,575	\$16,198,436
HOU	1,876,690	\$14,364,482
XIU	1,872,596	\$44,754,382
HNU	1,751,283	\$9,948,418
HVU	1,301,644	\$7,163,093
XEG	829,576	\$10,650,291
HND	744,384	\$8,947,837
HGU	524,823	\$6,742,716
HMMJ	442,193	\$5,243,643
ZEB	350,077	\$10,189,111

Top 10 ETFs by TSX Value

Symbol	Market Volume	Market Value
XIU	1,872,596	\$44,754,382
HOD	1,997,575	\$16,198,436
HOU	1,876,690	\$14,364,482
XEG	829,576	\$10,650,291
ZEB	350,077	\$10,189,111
HNU	1,751,283	\$9,948,418
HND	744,384	\$8,947,837
XFN	208,827	\$7,969,501
HVU	1,301,644	\$7,163,093
HGU	524,823	\$6,742,716

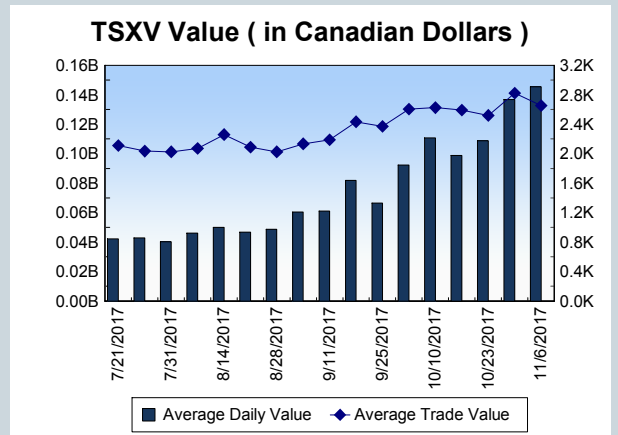
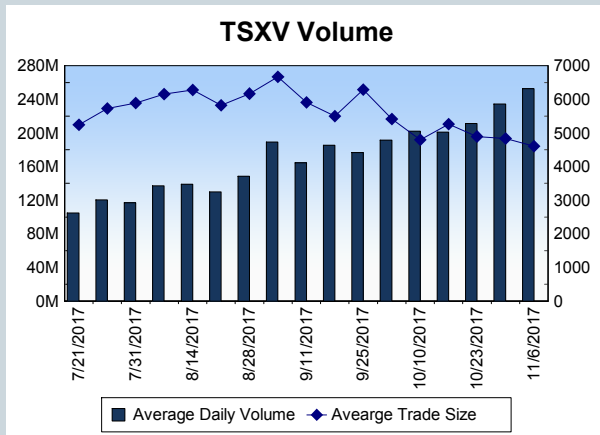
Block Trades	Non Block Trades
1,009	818,761

Top 5 Block Trade Brokers by Volume	
Broker	TSX Block Volume
TD SECURITIES INC.	16,191,700
CIBC WORLD MARKETS INC.	6,118,600
CORMARK SECURITIES INC.	5,024,200
NATIONAL BANK FINANCIAL	3,151,900
SCOTIA CAPITAL INC.	2,869,900

Top 5 Block Trade Symbols by Volume	
Symbol	TSX Block Volume
CVE	2,180,100
AKG	2,099,700
ACB	1,719,600
WEED	1,635,400
OBE	1,500,000

TSXV	
Daily Volume	240,066,337
Daily Value	\$132,563,997
Daily Trades	49,995
Daily Symbols Traded	1,213

TSXV ANONYMOUS TRADING	
Daily Volume	78,646,993
Daily Value	\$43,020,890
Average Trade Size	4,999
% TSXV Volume	32.76%



Top 20 TSXV Symbols by Volume		
Symbol	TSXV Volume	TSXV Value
FTEC	8,880,938	\$3,249,027
CYX	5,681,461	\$766,575
TYE	5,202,342	\$52,023
LTV	4,457,989	\$2,189,367
JAX	3,687,481	\$995,810
SIC	2,978,877	\$156,999
HIVE	2,821,668	\$11,334,885
ANZ	2,731,870	\$191,355
HEMP	2,697,401	\$3,399,398
AAL	2,623,732	\$3,295,267
FIRE	2,584,079	\$3,775,439
ZMA	2,546,405	\$165,226
FYL	2,357,438	\$247,218
RTI	2,323,683	\$1,771,523
FGD	2,250,710	\$573,983
TAC	2,037,459	\$418,776
WHY	1,698,803	\$510,560
ID	1,698,600	\$285,594
RGC	1,687,707	\$152,112
CGE	1,657,088	\$254,218

Top 20 TSXV Symbols by Value		
Symbol	TSXV Volume	TSXV Value
HIVE	2,821,668	\$11,334,885
GGI	1,595,478	\$5,852,123
NVO	680,850	\$5,432,841
OGI	1,615,958	\$5,148,766
FIRE	2,584,079	\$3,775,439
NNA	1,381,142	\$3,670,597
HEMP	2,697,401	\$3,399,398
ML	1,014,948	\$3,296,316
AAL	2,623,732	\$3,295,267
FTEC	8,880,938	\$3,249,027
MJN	758,958	\$2,571,051
LTV	4,457,989	\$2,189,367
TWM	1,546,797	\$2,181,475
THCX	811,483	\$2,141,996
NINE	673,374	\$1,970,449
BLOC	688,329	\$1,941,315
SLL	728,271	\$1,931,600
BUS	654,621	\$1,783,502
EMH	995,156	\$1,777,315
RTI	2,323,683	\$1,771,523

Dark TSX/TSXV Trading			
Volume	11,358,860	Daily Trades	34,774
Value	229,791,532	Daily Symbols Traded	1,001