



November 23, 2017

For more information, email [trading\\_sales@tsx.com](mailto:trading_sales@tsx.com)

Visit our blog at <http://exchange.tmx.com/>

Indices	November 23 Close	Previous Close	Change	% Change
S&P/TSX Composite Index	16,074.30			%
S&P/TSX 60 Index	951.94			%
S&P/TSX Venture Composite	792.78			%
S&P/TSX Completion Index	999.87			%
S&P/TSX Smallcap Index	644.64			%

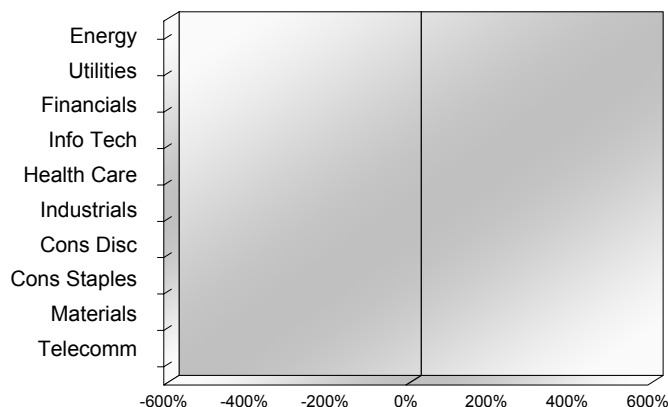
S&P/TSX Composite Index		
<b>Advancers</b>	<b>Decliners</b>	<b>Unchanged</b>
0	0	0

S&P/TSX Composite Index			
Top 10 Index Contributors		Top 10 Index Detractors	
Constituent	Index Contribution	Constituent	Index Contribution

S&P/TSX Composite Index			
Top 10 Advancers		Top 10 Decliners	
Constituent	Return	Constituent	Return
	%		%

S&P/TSX Composite Index				
Sector	# of Index Constituents	Weight	Market Cap (\$B)	Index Contribution
Energy	50	%	\$429.51	
Utilities	16	%	\$84.39	
Financials	27	%	\$770.34	
Information Technology	12	%	\$72.89	
Health Care	6	%	\$15.36	
Industrials	26	%	\$207.13	
Consumer Discretionary	22	%	\$120.66	
Consumer Staples	11	%	\$80.56	
Materials	55	%	\$251.40	
Telecommunication Services	3	%	\$108.63	
<b>S&amp;P/TSX Composite Index</b>	<b>228</b>	<b>%</b>	<b>\$2,140.86</b>	

S&P/TSX Composite Index - Sectors Returns



This report is published by TSX Inc. TSX Inc. does not guarantee either the completeness or the accuracy of this information. The information contained in this report is provided for informational purposes only and you agree not to rely upon the information contained in this report for any trading, business or financial purpose. These sheets are printed in Canada and issued by TSX Inc. under the express condition, to which everyone receiving or making use thereof assents, that no liability shall be incurred by TSX Inc. or its affiliated companies or any other vendor or donor, including, without limitation, for reliance on or for any errors or inaccuracies in this report. Neither TMX Group Limited, TSX Inc., nor any of their affiliated companies, guarantees the completeness of the information contained in this document and are not responsible for any errors or omission in or your use of, or reliance on, the information. This publication is under copyright. © 2015 TSX Inc. All rights reserved. Do not copy, distribute, sell or modify this publication without the prior written consent of TSX Inc.

[www.tmx.com/trading](http://www.tmx.com/trading)

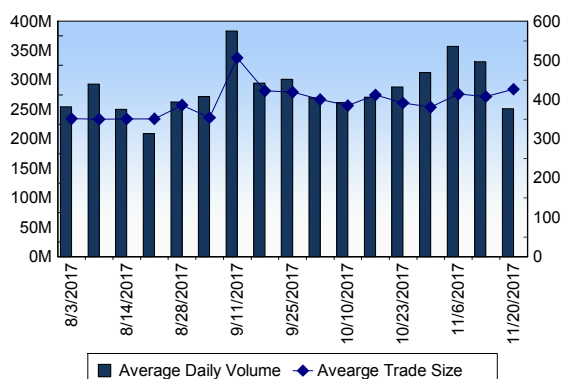
## TSX

Daily Volume	137,178,496
Daily Value	\$1,790,110,306
Daily Trades	297,758
Daily Symbols Traded	1,746

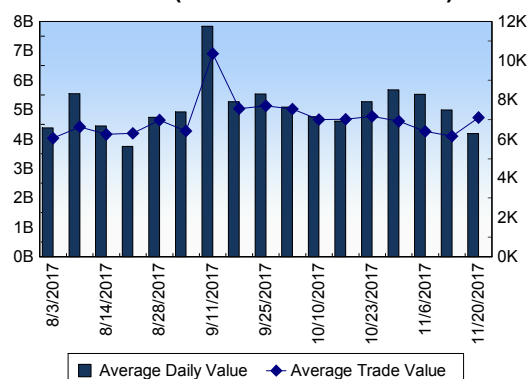
## TSX ANONYMOUS TRADING

Daily Volume	32,713,477
Daily Value	\$483,197,109
Average Trade Size	387
% TSX Volume	23.85 %

TSX Volume



TSX Value ( in Canadian Dollars )



Top 20 TSX Symbols by Volume

Symbol	TSX Volume	TSX Value
ACB	20,255,718	\$136,215,396
ASP	3,465,867	\$838,497
WEED	2,829,018	\$54,341,086
HNU	2,643,524	\$12,496,511
SVB	2,230,905	\$403,460
BTE	1,890,031	\$7,597,760
TMD	1,615,551	\$741,583
APH	1,404,748	\$13,012,214
CPG	1,310,882	\$12,434,584
YRI	1,310,387	\$4,453,921
ENB	1,224,189	\$58,225,212
WCP	1,142,204	\$10,184,265
LUN	1,137,993	\$11,066,266
PD	1,131,883	\$3,866,945
HOU	1,125,797	\$8,940,394
ABX	1,061,769	\$19,381,277
BBD.B	1,017,336	\$3,133,126
NXE	924,776	\$3,026,666
NEXT	899,143	\$58,609
TECK.B	893,994	\$26,393,139

Top 20 TSX Symbols by Value

Symbol	TSX Volume	TSX Value
ACB	20,255,718	\$136,215,396
ENB	1,224,189	\$58,225,212
TD	775,303	\$57,585,494
WEED	2,829,018	\$54,341,086
CM	433,168	\$49,650,529
RY	469,239	\$47,475,062
BNS	551,161	\$46,188,798
DOL	257,689	\$41,375,855
BMO	411,282	\$40,827,769
TRP	566,226	\$35,582,007
CNR	338,476	\$34,417,535
MRU	697,734	\$28,014,420
TECK.B	893,994	\$26,393,139
SU	547,615	\$24,619,629
MG	347,312	\$23,641,773
ABX	1,061,769	\$19,381,277
NA	245,553	\$15,524,471
BCE	238,869	\$14,693,735
SLF	289,708	\$14,603,267
PBH	134,847	\$14,562,843

## ETF Trading

Daily Volume	9,445,666	Average Trade Value	\$8,309
Daily Value	\$123,848,373	Average Trade Size	634
# Trades	14,905	# of ETFs Traded	430

Top 10 ETFs by TSX Volume

Symbol	Market Volume	Market Value
HNU	2,643,524	\$12,496,511
HOU	1,125,797	\$8,940,394
HOD	661,395	\$5,136,598
XEG	416,907	\$5,016,712
HMMJ	404,319	\$5,559,712
XIU	260,402	\$6,214,842
HND	253,528	\$3,631,975
XSP	179,978	\$5,360,159
ZPR	89,616	\$1,064,868
ZEB	81,364	\$2,402,357

Top 10 ETFs by TSX Value

Symbol	Market Volume	Market Value
HNU	2,643,524	\$12,496,511
HOU	1,125,797	\$8,940,394
XIU	260,402	\$6,214,842
HMMJ	404,319	\$5,559,712
XSP	179,978	\$5,360,159
HOD	661,395	\$5,136,598
XEG	416,907	\$5,016,712
HND	253,528	\$3,631,975
HXU	80,509	\$2,909,118
HXT	75,023	\$2,482,190

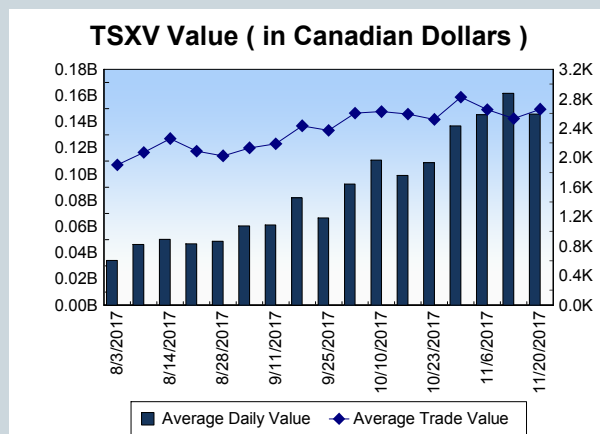
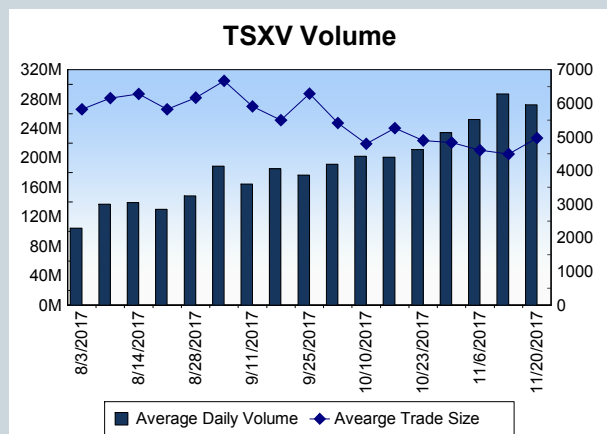
Block Trades	Non Block Trades
276	297,482

Top 5 Block Trade Brokers by Volume	
Broker	TSX Block Volume
TD SECURITIES INC.	3,244,500
NATIONAL BANK FINANCIAL	1,500,500
CORMARK SECURITIES INC.	1,397,200
GMP SECURITIES L.P.	1,278,900
CIBC WORLD MARKETS INC.	1,169,700

Top 5 Block Trade Symbols by Volume	
Symbol	TSX Block Volume
ACB	985,500
TMD	883,000
LUC	517,000
GMP	500,000
WCP	496,300

TSXV	
Daily Volume	256,018,148
Daily Value	\$129,478,021
Daily Trades	49,371
Daily Symbols Traded	1,177

TSXV ANONYMOUS TRADING	
Daily Volume	90,070,427
Daily Value	\$40,252,736
Average Trade Size	6,435
% TSXV Volume	35.18%



Top 20 TSXV Symbols by Volume		
Symbol	TSXV Volume	TSXV Value
SNV	13,231,279	\$418,601
RLV	9,828,338	\$1,367,135
ABCN	7,431,512	\$10,968,859
DM	5,670,347	\$1,177,649
WMD	5,489,632	\$13,085,058
GGI	5,371,326	\$12,081,690
RTI	4,746,858	\$6,074,254
SGN	4,594,363	\$131,656
APN	4,592,265	\$947,945
BXR	4,095,000	\$40,950
JP	3,789,800	\$151,638
CUV	3,049,000	\$352,146
NU	2,935,383	\$362,493
ID	2,769,168	\$597,200
PHM	2,442,354	\$815,567
HIVE	2,385,032	\$7,004,456
NSP	2,283,738	\$539,003
EBY	2,278,000	\$22,780
TREK	2,240,998	\$2,195,035
EXX	2,194,499	\$312,187

Top 20 TSXV Symbols by Value		
Symbol	TSXV Volume	TSXV Value
WMD	5,489,632	\$13,085,058
GGI	5,371,326	\$12,081,690
ABCN	7,431,512	\$10,968,859
HIVE	2,385,032	\$7,004,456
RTI	4,746,858	\$6,074,254
EMC	1,843,649	\$3,128,600
EMH	1,156,168	\$3,109,671
HEMP	964,632	\$2,396,677
OGI	655,823	\$2,371,413
TREK	2,240,998	\$2,195,035
NYX	824,735	\$1,992,176
BLOC	860,920	\$1,920,022
MTS	1,672,817	\$1,889,236
NINE	574,653	\$1,618,107
FIRE	995,597	\$1,540,753
THCX	566,343	\$1,506,750
NLC	667,639	\$1,395,423
RLV	9,828,338	\$1,367,135
DM	5,670,347	\$1,177,649
JTR	874,200	\$1,091,547

Dark TSX/TSXV Trading			
Volume	3,605,620	Daily Trades	10,460
Value	61,543,543	Daily Symbols Traded	828