



November 29, 2017

For more information, email trading_sales@tsx.com
 Visit our blog at <http://exchange.tmx.com/>

Indices	November 29 Close	Previous Close	Change	% Change
S&P/TSX Composite Index	15,967.72			%
S&P/TSX 60 Index	947.14			%
S&P/TSX Venture Composite	779.84			%
S&P/TSX Completion Index	988.27			%
S&P/TSX Smallcap Index	635.30			%

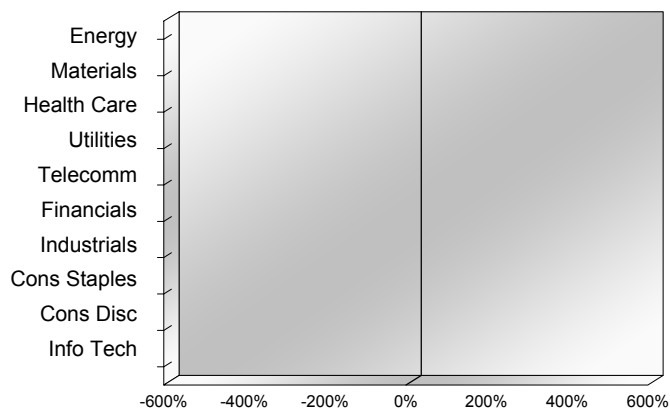
S&P/TSX Composite Index		
Advancers	Decliners	Unchanged
0	0	0

S&P/TSX Composite Index			
Top 10 Index Contributors		Top 10 Index Detractors	
Constituent	Index Contribution	Constituent	Index Contribution

S&P/TSX Composite Index			
Top 10 Advancers		Top 10 Decliners	
Constituent	Return	Constituent	Return
	%		%

S&P/TSX Composite Index				
Sector	# of Index Constituents	Weight	Market Cap (\$B)	Index Contribution
Energy	50	%	\$420.20	
Materials	55	%	\$246.75	
Health Care	6	%	\$15.11	
Utilities	16	%	\$84.32	
Telecommunication Services	3	%	\$108.14	
Financials	27	%	\$772.07	
Industrials	26	%	\$204.63	
Consumer Staples	11	%	\$81.27	
Consumer Discretionary	22	%	\$122.36	
Information Technology	12	%	\$72.01	
S&P/TSX Composite Index	228	%	\$2,126.87	

S&P/TSX Composite Index - Sectors Returns



This report is published by TSX Inc. TSX Inc. does not guarantee either the completeness or the accuracy of this information. The information contained in this report is provided for informational purposes only and you agree not to rely upon the information contained in this report for any trading, business or financial purpose. These sheets are printed in Canada and issued by TSX Inc. under the express condition, to which everyone receiving or making use thereof assents, that no liability shall be incurred by TSX Inc. or its affiliated companies or any other vendor or donor, including, without limitation, for reliance on or for any errors or inaccuracies in this report. Neither TMX Group Limited, TSX Inc., nor any of their affiliated companies, guarantees the completeness of the information contained in this document and are not responsible for any errors or omission in or your use of, or reliance on, the information. This publication is under copyright. © 2015 TSX Inc. All rights reserved. Do not copy, distribute, sell or modify this publication without the prior written consent of TSX Inc. www.tmx.com/trading

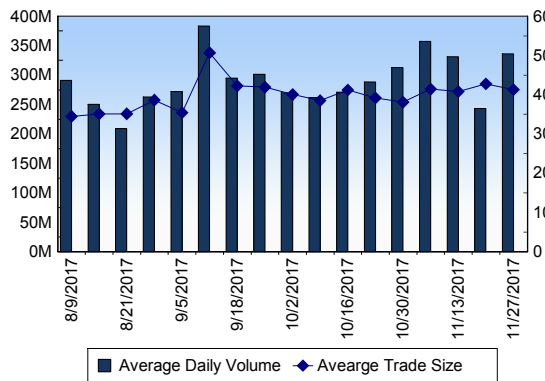
TSX

Daily Volume	329,524,383
Daily Value	\$5,957,795,666
Daily Trades	871,598
Daily Symbols Traded	1,896

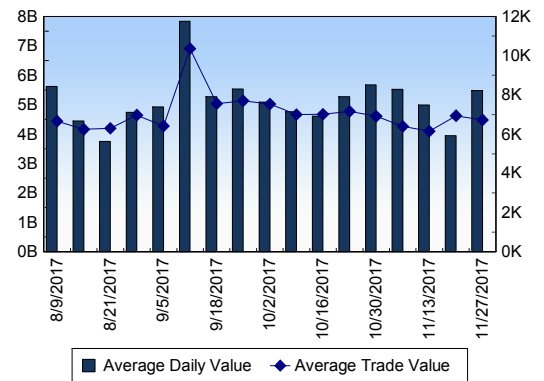
TSX ANONYMOUS TRADING

Daily Volume	96,232,860
Daily Value	\$2,138,587,393
Average Trade Size	315
% TSX Volume	29.20 %

TSX Volume



TSX Value (in Canadian Dollars)



Top 20 TSX Symbols by Volume

Symbol	TSX Volume	TSX Value
ACB	29,905,298	\$212,889,510
PD	9,635,711	\$32,106,223
FT	6,835,527	\$1,786,423
WEED	6,053,145	\$109,026,964
APH	5,258,533	\$56,919,517
HOU	4,956,239	\$38,167,442
HNU	4,508,060	\$23,752,180
BBD.B	3,643,080	\$10,918,334
BTE	3,597,666	\$14,331,136
TD	3,232,908	\$241,763,876
TV	3,232,387	\$4,340,536
ECA	3,231,694	\$47,617,463
VLE	3,142,897	\$6,061,616
CNR	3,081,114	\$300,346,961
ENB	3,036,027	\$139,301,236
NMX	2,940,708	\$5,766,636
YRI	2,867,476	\$9,857,431
LUN	2,804,264	\$25,139,745
TMD	2,759,501	\$1,185,112
XIU	2,645,008	\$62,798,443

Top 20 TSX Symbols by Value

Symbol	TSX Volume	TSX Value
CNR	3,081,114	\$300,346,961
RY	2,445,894	\$247,481,994
TD	3,232,908	\$241,763,876
ACB	29,905,298	\$212,889,510
DOL	1,287,636	\$207,775,103
CM	1,330,783	\$152,490,391
BNS	1,735,134	\$141,943,799
ENB	3,036,027	\$139,301,236
CP	563,619	\$125,397,505
TRP	1,999,239	\$124,489,357
SHOP	814,867	\$109,789,527
WEED	6,053,145	\$109,026,964
BMO	934,634	\$92,944,489
SU	1,981,381	\$88,120,688
ATD.B	1,334,437	\$86,640,879
MFC	2,515,380	\$68,474,374
CNQ	1,546,284	\$66,138,184
TECK.B	2,167,244	\$63,019,527
XIU	2,645,008	\$62,798,443
SLF	1,227,188	\$62,245,221

ETF Trading

Daily Volume	30,925,650	Average Trade Value	\$11,749
Daily Value	\$439,128,013	Average Trade Size	827
# Trades	37,377	# of ETFs Traded	497

Top 10 ETFs by TSX Volume

Symbol	Market Volume	Market Value
HOU	4,956,239	\$38,167,442
HNU	4,508,060	\$23,752,180
XIU	2,645,008	\$62,798,443
XEG	2,494,851	\$29,444,020
HOD	2,126,259	\$17,021,633
HVU	1,452,369	\$6,696,488
HND	1,274,067	\$16,013,365
HGU	834,409	\$10,521,175
ZSP	766,877	\$28,554,849
HMMJ	721,901	\$10,009,018

Top 10 ETFs by TSX Value

Symbol	Market Volume	Market Value
XIU	2,645,008	\$62,798,443
HOU	4,956,239	\$38,167,442
XEG	2,494,851	\$29,444,020
ZSP	766,877	\$28,554,849
HNU	4,508,060	\$23,752,180
HOD	2,126,259	\$17,021,633
XFN	424,717	\$16,381,868
HND	1,274,067	\$16,013,365
XSP	353,140	\$10,632,222
HGU	834,409	\$10,521,175

Block Trades	
843	

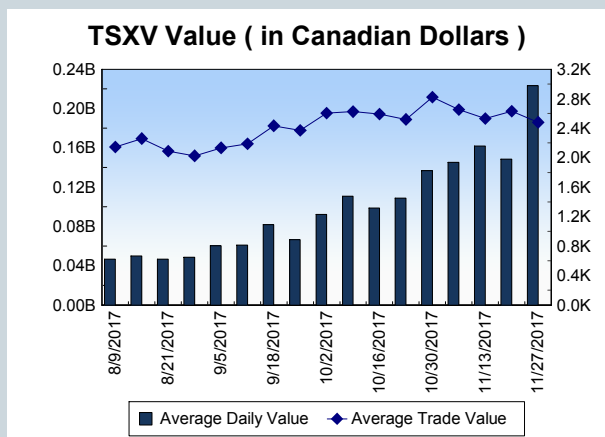
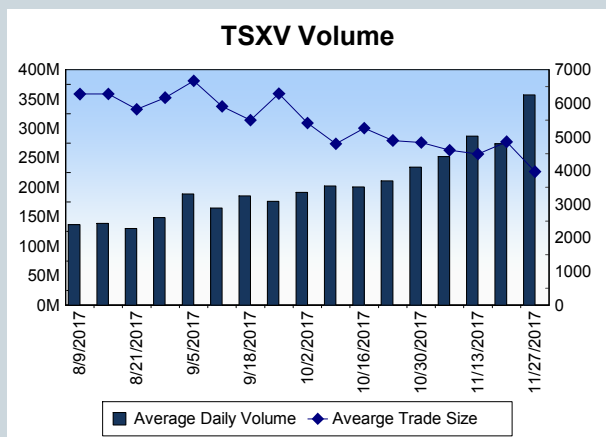
Non Block Trades	
870,755	

Top 5 Block Trade Brokers by Volume	
Broker	TSX Block Volume
TD SECURITIES INC.	9,415,000
CORMARK SECURITIES INC.	4,927,600
NATIONAL BANK FINANCIAL	3,850,471
CIBC WORLD MARKETS INC.	3,380,300
CANACCORD GENUITY CORI	2,918,800

Top 5 Block Trade Symbols by Volume	
Symbol	TSX Block Volume
PD	3,654,300
TMD	1,848,500
TOS	1,442,300
CET	1,274,700
ACB	1,196,000

TSXV	
Daily Volume	319,744,740
Daily Value	\$185,043,166
Daily Trades	78,143
Daily Symbols Traded	1,293

TSXV ANONYMOUS TRADING	
Daily Volume	105,654,311
Daily Value	\$53,487,794
Average Trade Size	4,712
% TSXV Volume	33.04%



Top 20 TSXV Symbols by Volume		
Symbol	TSXV Volume	TSXV Value
YD	11,124,874	\$2,645,319
LIC	8,937,161	\$1,108,515
FTEC	7,236,349	\$4,066,356
LG	6,843,699	\$3,139,947
RVV	6,389,702	\$2,109,636
RTI	6,004,887	\$8,922,037
NAC	5,991,402	\$3,119,412
DYA	4,729,709	\$1,700,235
FIRE	4,717,681	\$8,489,612
HIVE	4,687,268	\$16,953,463
MXL	3,921,055	\$342,269
CSK	3,711,106	\$1,349,508
ID	3,333,762	\$985,775
CPO	3,133,858	\$531,808
RLV	3,068,915	\$751,886
GRO	3,056,042	\$324,623
ABCN	3,034,817	\$4,575,974
QMC	2,896,120	\$2,545,882
PNO	2,860,445	\$1,003,652
CUV	2,761,969	\$390,831

Top 20 TSXV Symbols by Value		
Symbol	TSXV Volume	TSXV Value
HIVE	4,687,268	\$16,953,463
RTI	6,004,887	\$8,922,037
FIRE	4,717,681	\$8,489,612
OGI	2,364,975	\$7,968,284
EMH	2,710,239	\$7,307,142
MJN	1,523,197	\$6,722,904
ABCN	3,034,817	\$4,575,974
KBLT	334,918	\$4,271,026
FTEC	7,236,349	\$4,066,356
WMD	1,852,580	\$3,833,087
THCX	1,362,114	\$3,311,961
FCC	2,187,853	\$3,251,980
LG	6,843,699	\$3,139,947
NAC	5,991,402	\$3,119,412
BTL	339,533	\$2,854,115
BLOC	1,089,824	\$2,722,849
EMC	1,617,788	\$2,685,490
YD	11,124,874	\$2,645,319
QMC	2,896,120	\$2,545,882
LIX	1,078,610	\$2,125,229

Dark TSX/TSXV Trading			
Volume	10,562,580	Daily Trades	33,919
Value	285,299,998	Daily Symbols Traded	1,040