



December 5, 2017

For more information, email trading_sales@tsx.com
 Visit our blog at <http://exchange.tmx.com/>

Indices	December 5 Close	Previous Close	Change	% Change
S&P/TSX Composite Index	15,915.68			%
S&P/TSX 60 Index	945.32			%
S&P/TSX Venture Composite	783.94			%
S&P/TSX Completion Index	980.87			%
S&P/TSX Smallcap Index	637.15			%

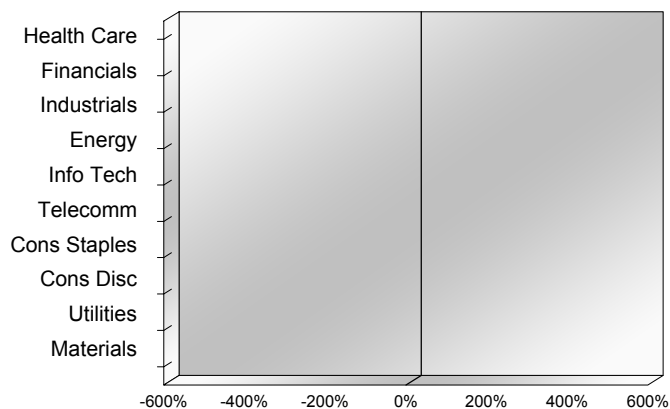
S&P/TSX Composite Index		
Advancers	Decliners	Unchanged
0	0	0

S&P/TSX Composite Index			
Top 10 Index Contributors		Top 10 Index Detractors	
Constituent	Index Contribution	Constituent	Index Contribution

S&P/TSX Composite Index			
Top 10 Advancers		Top 10 Decliners	
Constituent	Return	Constituent	Return
	%		%

S&P/TSX Composite Index				
Sector	# of Index Constituents	Weight	Market Cap (\$B)	Index Contribution
Health Care	6	%	\$15.68	
Financials	27	%	\$766.62	
Industrials	26	%	\$206.97	
Energy	50	%	\$429.77	
Information Technology	12	%	\$70.01	
Telecommunication Services	3	%	\$107.12	
Consumer Staples	11	%	\$81.46	
Consumer Discretionary	22	%	\$120.17	
Utilities	16	%	\$83.80	
Materials	55	%	\$238.41	
S&P/TSX Composite Index	228	%	\$2,120.00	

S&P/TSX Composite Index - Sectors Returns



This report is published by TSX Inc. TSX Inc. does not guarantee either the completeness or the accuracy of this information. The information contained in this report is provided for informational purposes only and you agree not to rely upon the information contained in this report for any trading, business or financial purpose. These sheets are printed in Canada and issued by TSX Inc. under the express condition, to which everyone receiving or making use thereof assents, that no liability shall be incurred by TSX Inc. or its affiliated companies or any other vendor or donor, including, without limitation, for reliance on or for any errors or inaccuracies in this report. Neither TMX Group Limited, TSX Inc., nor any of their affiliated companies, guarantees the completeness of the information contained in this document and are not responsible for any errors or omission in or your use of, or reliance on, the information. This publication is under copyright. © 2015 TSX Inc. All rights reserved. Do not copy, distribute, sell or modify this publication without the prior written consent of TSX Inc. www.tmx.com/trading

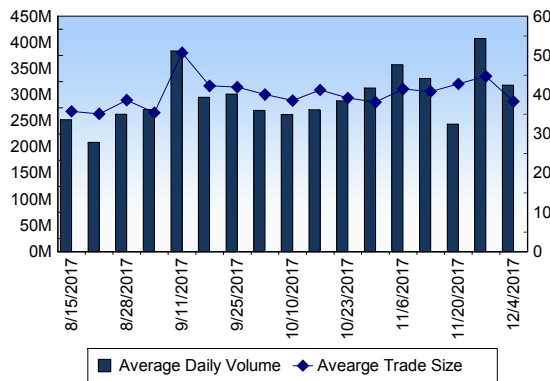
TSX

Daily Volume	315,987,803
Daily Value	\$5,794,493,388
Daily Trades	830,066
Daily Symbols Traded	1,902

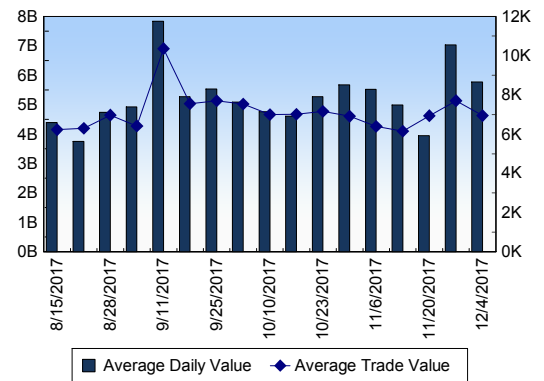
TSX ANONYMOUS TRADING

Daily Volume	97,985,718
Daily Value	\$2,026,406,965
Average Trade Size	320
% TSX Volume	31.01 %

TSX Volume



TSX Value (in Canadian Dollars)



Top 20 TSX Symbols by Volume

Symbol	TSX Volume	TSX Value
APH	12,022,853	\$165,399,965
ACB	10,254,839	\$75,773,600
LUN	7,015,041	\$48,485,382
BBD.B	6,793,738	\$21,486,556
WEED	4,623,475	\$86,698,840
TD	4,597,873	\$334,211,312
BTE	4,450,139	\$19,247,726
HNU	4,208,316	\$18,265,765
XIU	3,585,431	\$85,107,579
NMX	3,567,044	\$7,802,188
PRK	3,456,475	\$551,244
AEM	3,117,711	\$167,413,180
ECA	2,955,740	\$45,249,792
ABX	2,913,373	\$50,905,939
ENB	2,877,143	\$140,053,122
ELD	2,859,189	\$4,093,914
YRI	2,758,111	\$8,765,726
TECK.B	2,731,080	\$79,051,281
PEY	2,668,555	\$39,251,319
TV	2,639,919	\$3,495,634

Top 20 TSX Symbols by Value

Symbol	TSX Volume	TSX Value
TD	4,597,873	\$334,211,312
RY	1,830,389	\$184,920,079
CM	1,487,884	\$177,747,646
BMO	1,721,868	\$171,045,689
AEM	3,117,711	\$167,413,180
APH	12,022,853	\$165,399,965
ENB	2,877,143	\$140,053,122
BNS	1,713,918	\$139,095,030
CNR	1,151,166	\$116,219,324
WEED	4,623,475	\$86,698,840
XIU	3,585,431	\$85,107,579
TECK.B	2,731,080	\$79,051,281
ACB	10,254,839	\$75,773,600
NA	1,122,923	\$71,170,584
DOL	419,700	\$64,494,225
SU	1,459,847	\$64,018,639
CP	287,223	\$63,813,471
MG	901,500	\$63,569,436
MFC	2,339,954	\$62,765,252
TRI	1,091,664	\$61,423,555

ETF Trading

Daily Volume	25,088,834	Average Trade Value	\$12,026
Daily Value	\$437,348,226	Average Trade Size	690
# Trades	36,367	# of ETFs Traded	495

Top 10 ETFs by TSX Volume

Symbol	Market Volume	Market Value
HNU	4,208,316	\$18,265,765
XIU	3,585,431	\$85,107,579
XEG	1,472,304	\$17,727,076
HVU	1,364,536	\$6,416,372
HOU	1,133,865	\$8,754,950
ZSP	1,036,277	\$38,254,415
XFN	886,757	\$34,064,096
ZEB	846,396	\$24,856,389
XGD	830,520	\$9,648,933
HND	820,982	\$12,304,725

Top 10 ETFs by TSX Value

Symbol	Market Volume	Market Value
XIU	3,585,431	\$85,107,579
ZSP	1,036,277	\$38,254,415
XFN	886,757	\$34,064,096
ZEB	846,396	\$24,856,389
HNU	4,208,316	\$18,265,765
XEG	1,472,304	\$17,727,076
HND	820,982	\$12,304,725
XGD	830,520	\$9,648,933
HOU	1,133,865	\$8,754,950
HXU	223,952	\$7,983,525

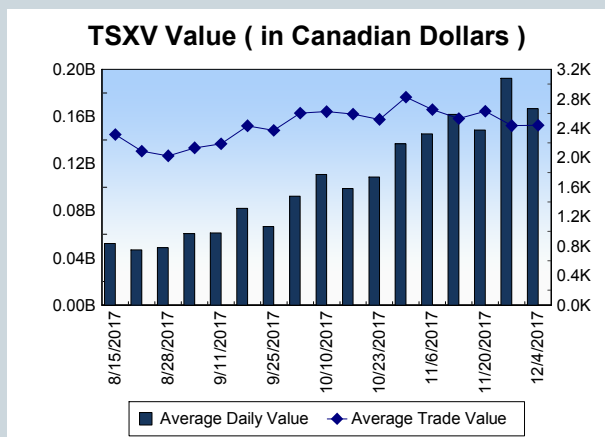
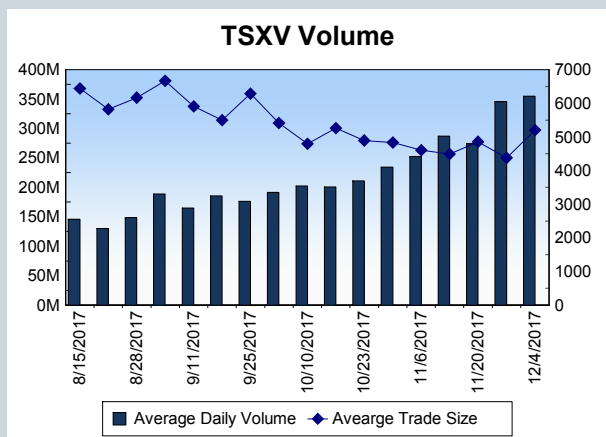
Block Trades	Non Block Trades
979	829,087

Top 5 Block Trade Brokers by Volume	
Broker	TSX Block Volume
TD SECURITIES INC.	8,226,600
CIBC WORLD MARKETS INC.	6,848,700
NATIONAL BANK FINANCIAL	6,738,000
CORMARK SECURITIES INC.	6,595,200
SCOTIA CAPITAL INC.	2,705,400

Top 5 Block Trade Symbols by Volume	
Symbol	TSX Block Volume
LUN	2,507,800
AEM	2,278,900
TD	1,314,900
XIU	1,264,000
BBD.B	1,247,600

TSXV	
Daily Volume	343,133,918
Daily Value	\$162,837,721
Daily Trades	68,601
Daily Symbols Traded	1,334

TSXV ANONYMOUS TRADING	
Daily Volume	113,469,340
Daily Value	\$49,849,851
Average Trade Size	5,509
% TSXV Volume	33.07%



Top 20 TSXV Symbols by Volume		
Symbol	TSXV Volume	TSXV Value
KALY	39,541,543	\$13,701,685
MXL	7,203,146	\$606,966
NNN	6,165,904	\$414,037
CLE	5,913,443	\$762,491
ID	5,153,366	\$2,724,793
LG	5,147,973	\$1,684,439
IZN	5,035,500	\$505,480
GPH	4,593,337	\$233,309
MRS	3,939,296	\$1,539,552
CYX	3,761,468	\$1,130,634
THCX	3,728,640	\$10,977,548
RLV	3,632,418	\$762,593
NRM	3,616,900	\$252,821
TMG	3,369,956	\$394,279
TBP	3,364,461	\$2,542,874
VONE	3,296,340	\$273,559
JET	3,046,232	\$1,073,139
EMH	3,028,312	\$10,894,057
ROT	3,000,000	\$450,000
CUV	2,947,541	\$404,764

Top 20 TSXV Symbols by Value		
Symbol	TSXV Volume	TSXV Value
KALY	39,541,543	\$13,701,685
THCX	3,728,640	\$10,977,548
EMH	3,028,312	\$10,894,057
HIVE	2,662,753	\$8,569,106
OGI	1,510,928	\$5,119,633
NVO	1,063,850	\$4,493,703
BLOK	2,601,069	\$4,265,194
RTI	2,136,977	\$3,883,803
FIRE	1,809,533	\$3,501,055
BTL	304,500	\$2,958,207
ABCN	1,978,113	\$2,811,071
ID	5,153,366	\$2,724,793
TBP	3,364,461	\$2,542,874
WMD	1,000,055	\$2,222,935
MJN	515,518	\$2,148,438
LIX	1,009,491	\$2,077,147
BLOC	787,031	\$1,987,387
LG	5,147,973	\$1,684,439
QMC	1,188,430	\$1,643,390
MRS	3,939,296	\$1,539,552

Dark TSX/TSXV Trading			
Volume	14,129,300	Daily Trades	33,021
Value	247,817,247	Daily Symbols Traded	1,105