



December 6, 2017

For more information, email trading_sales@tsx.com
 Visit our blog at <http://exchange.tmx.com/>

Indices	December 6 Close	Previous Close	Change	% Change
S&P/TSX Composite Index	15,908.78			%
S&P/TSX 60 Index	946.55			%
S&P/TSX Venture Composite	783.66			%
S&P/TSX Completion Index	975.03			%
S&P/TSX Smallcap Index	628.99			%

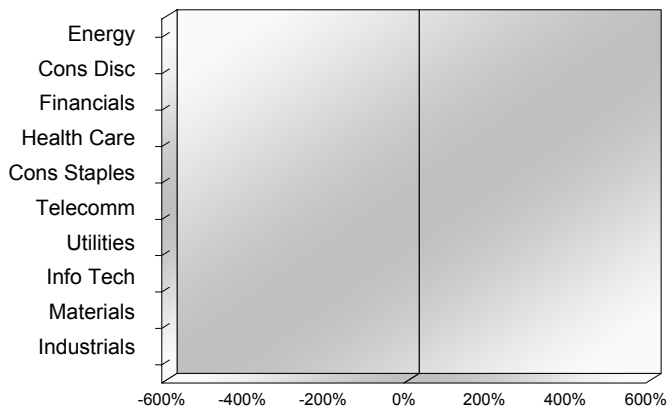
S&P/TSX Composite Index		
Advancers	Decliners	Unchanged
0	0	0

S&P/TSX Composite Index			
Top 10 Index Contributors		Top 10 Index Detractors	
Constituent	Index Contribution	Constituent	Index Contribution

S&P/TSX Composite Index			
Top 10 Advancers		Top 10 Decliners	
Constituent	Return	Constituent	Return
	%		%

S&P/TSX Composite Index				
Sector	# of Index Constituents	Weight	Market Cap (\$B)	Index Contribution
Energy	50	%	\$425.09	
Consumer Discretionary	22	%	\$119.99	
Financials	27	%	\$768.35	
Health Care	6	%	\$15.30	
Consumer Staples	11	%	\$82.21	
Telecommunication Services	3	%	\$107.85	
Utilities	16	%	\$84.36	
Information Technology	12	%	\$70.08	
Materials	55	%	\$237.03	
Industrials	26	%	\$208.64	
S&P/TSX Composite Index	228	%	\$2,118.90	

S&P/TSX Composite Index - Sectors Returns



This report is published by TSX Inc. TSX Inc. does not guarantee either the completeness or the accuracy of this information. The information contained in this report is provided for informational purposes only and you agree not to rely upon the information contained in this report for any trading, business or financial purpose. These sheets are printed in Canada and issued by TSX Inc. under the express condition, to which everyone receiving or making use thereof assents, that no liability shall be incurred by TSX Inc. or its affiliated companies or any other vendor or donor, including, without limitation, for reliance on or for any errors or inaccuracies in this report. Neither TMX Group Limited, TSX Inc., nor any of their affiliated companies, guarantees the completeness of the information contained in this document and are not responsible for any errors or omission in or your use of, or reliance on, the information. This publication is under copyright. © 2015 TSX Inc. All rights reserved. Do not copy, distribute, sell or modify this publication without the prior written consent of TSX Inc. www.tmx.com/trading

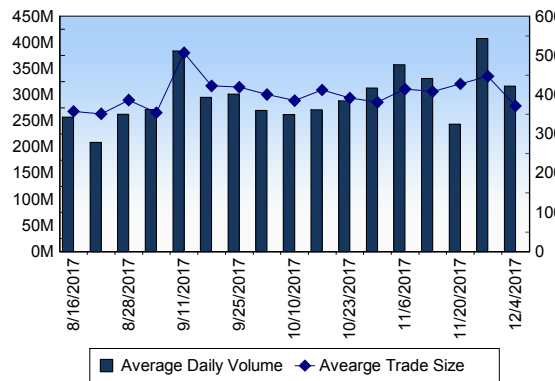
TSX

Daily Volume	313,302,898
Daily Value	\$5,909,952,396
Daily Trades	895,680
Daily Symbols Traded	1,880

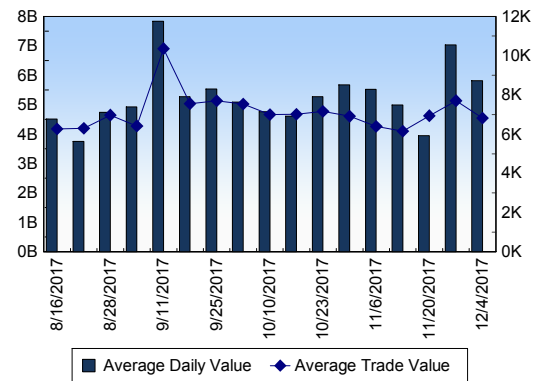
TSX ANONYMOUS TRADING

Daily Volume	96,773,422
Daily Value	\$1,930,611,243
Average Trade Size	292
% TSX Volume	30.89 %

TSX Volume



TSX Value (in Canadian Dollars)



Top 20 TSX Symbols by Volume

Symbol	TSX Volume	TSX Value
ACB	14,415,194	\$102,058,455
BBD.B	7,059,773	\$22,439,517
LUN	5,020,560	\$34,343,862
PD	3,836,862	\$13,290,222
APH	3,693,319	\$48,782,564
ECA	3,672,127	\$54,714,070
TD	3,570,387	\$258,895,693
HOU	3,221,544	\$23,863,306
BIR	3,211,145	\$13,903,397
NMX	3,088,958	\$6,378,131
CPG	3,062,471	\$27,656,012
NEXT	3,014,924	\$202,740
ABX	2,863,710	\$49,769,385
BTE	2,779,155	\$11,614,758
CVE	2,651,223	\$31,925,584
PEY	2,537,334	\$36,643,180
XIU	2,462,702	\$58,486,556
VRX	2,458,116	\$53,272,410
ENB	2,430,559	\$118,621,014
MFC	2,266,933	\$60,681,292

Top 20 TSX Symbols by Value

Symbol	TSX Volume	TSX Value
TD	3,570,387	\$258,895,693
DOL	1,394,342	\$204,568,906
BMO	2,032,140	\$203,823,734
RY	1,995,705	\$202,496,787
CNR	1,461,430	\$149,241,053
CM	1,191,542	\$142,072,740
BNS	1,695,239	\$138,518,247
ENB	2,430,559	\$118,621,014
ACB	14,415,194	\$102,058,455
CNQ	1,936,177	\$85,982,661
SU	1,967,209	\$85,967,717
TRP	1,353,605	\$84,288,739
NA	1,162,549	\$73,593,162
LB	1,313,886	\$72,851,355
SHOP	552,039	\$67,123,827
TECK.B	2,252,810	\$66,126,774
CP	274,501	\$61,370,144
MFC	2,266,933	\$60,681,292
BCE	956,048	\$59,129,017
XIU	2,462,702	\$58,486,556

ETF Trading

Daily Volume	24,473,627	Average Trade Value	\$12,261
Daily Value	\$413,220,898	Average Trade Size	726
# Trades	33,702	# of ETFs Traded	479

Top 10 ETFs by TSX Volume

Symbol	Market Volume	Market Value
HOU	3,221,544	\$23,863,306
XIU	2,462,702	\$58,486,556
HNU	2,090,292	\$9,153,279
HOD	1,629,689	\$13,482,864
XEG	1,533,255	\$18,151,075
HVU	1,497,692	\$7,245,394
ZSP	1,149,099	\$42,481,037
XFN	968,856	\$37,230,565
HXD	730,886	\$4,337,892
ZEB	576,666	\$16,929,095

Top 10 ETFs by TSX Value

Symbol	Market Volume	Market Value
XIU	2,462,702	\$58,486,556
ZSP	1,149,099	\$42,481,037
XFN	968,856	\$37,230,565
HOU	3,221,544	\$23,863,306
HXT	570,439	\$18,790,459
XEG	1,533,255	\$18,151,075
ZEB	576,666	\$16,929,095
HOD	1,629,689	\$13,482,864
HXU	370,140	\$13,227,145
HNU	2,090,292	\$9,153,279

Block Trades

837

Non Block Trades

894,843

Top 5 Block Trade Brokers by Volume

Broker	TSX Block Volume
CIBC WORLD MARKETS INC.	5,493,300
TD SECURITIES INC.	5,248,700
NATIONAL BANK FINANCIAL	4,528,100
CORMARK SECURITIES INC.	3,984,000
BMO NESBITT BURNS INC.	3,674,300

Top 5 Block Trade Symbols by Volume

Symbol	TSX Block Volume
NEXT	1,723,000
BBD.B	1,471,400
EFN	1,070,200
LUN	914,700
BIR	831,800

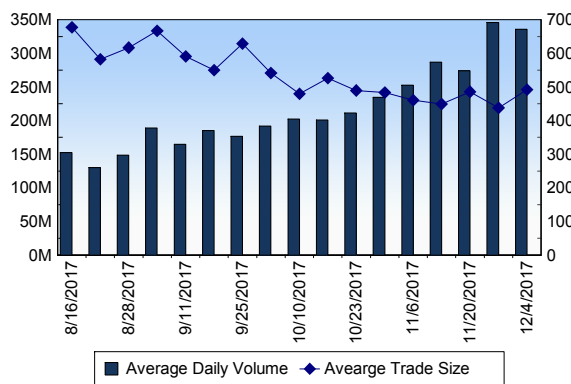
TSXV

Daily Volume	297,249,291
Daily Value	\$183,691,311
Daily Trades	68,344
Daily Symbols Traded	1,288

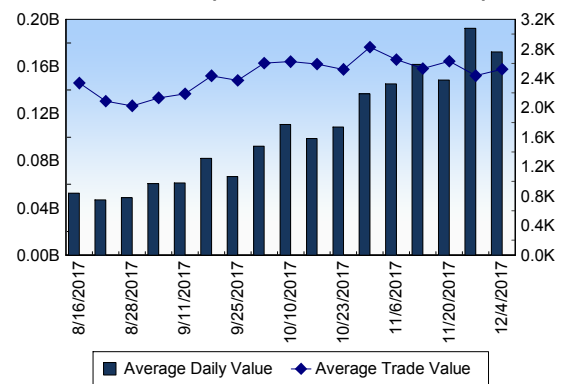
TSXV ANONYMOUS TRADING

Daily Volume	109,707,701
Daily Value	\$54,751,994
Average Trade Size	5,074
% TSXV Volume	36.91%

TSXV Volume



TSXV Value (in Canadian Dollars)



Top 20 TSXV Symbols by Volume

Symbol	TSXV Volume	TSXV Value
KALY	16,273,431	\$5,693,797
BOC	10,338,420	\$2,249,262
SRJ	8,578,467	\$457,428
MXL	7,746,726	\$698,258
EMH	6,844,466	\$27,595,272
OGI	6,520,122	\$23,839,573
RLV	5,882,303	\$1,405,406
ARY	5,520,328	\$221,944
CYX	5,421,863	\$1,622,571
HIVE	4,482,363	\$14,506,949
ID	4,024,972	\$1,965,233
NRM	3,816,300	\$248,714
CLE	3,660,749	\$528,412
AKR	3,550,988	\$497,411
BLOK	3,050,463	\$4,703,480
THCX	2,836,964	\$8,843,264
NCI	2,796,429	\$162,645
LIC	2,584,531	\$433,782
TAC	2,579,768	\$1,119,886
GGI	2,521,762	\$8,391,421

Top 20 TSXV Symbols by Value

Symbol	TSXV Volume	TSXV Value
EMH	6,844,466	\$27,595,272
OGI	6,520,122	\$23,839,573
HIVE	4,482,363	\$14,506,949
THCX	2,836,964	\$8,843,264
GGI	2,521,762	\$8,391,421
KALY	16,273,431	\$5,693,797
BLOK	3,050,463	\$4,703,480
BTL	378,336	\$3,599,146
RTI	1,744,369	\$3,056,670
FIRE	1,507,483	\$2,852,661
ML	730,096	\$2,397,599
BOC	10,338,420	\$2,249,262
ID	4,024,972	\$1,965,233
WMD	868,561	\$1,910,607
MPH	257,413	\$1,868,829
BLOC	756,333	\$1,808,019
CYX	5,421,863	\$1,622,571
ABCN	1,119,354	\$1,616,499
RLV	5,882,303	\$1,405,406
MJN	323,006	\$1,355,249

Dark TSX/TSXV Trading

Volume	9,719,880	Daily Trades	35,652
Value	233,698,906	Daily Symbols Traded	1,064