



December 11, 2017

For more information, email trading_sales@tsx.com
 Visit our blog at <http://exchange.tmx.com/>

Indices	December 11 Close	Previous Close	Change	% Change
S&P/TSX Composite Index	16,103.51			%
S&P/TSX 60 Index	958.24			%
S&P/TSX Venture Composite	791.36			%
S&P/TSX Completion Index	986.62			%
S&P/TSX Smallcap Index	638.26			%

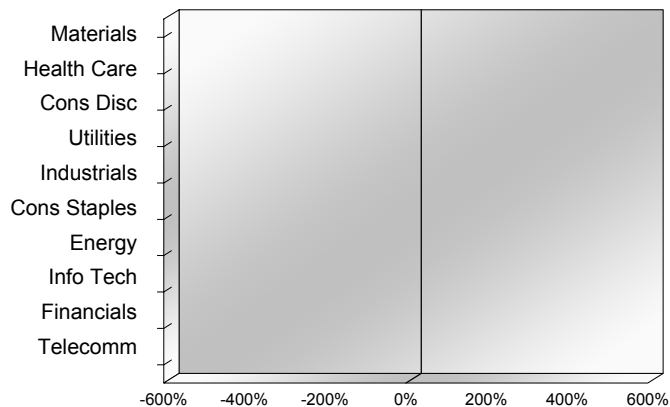
S&P/TSX Composite Index		
Advancers	Decliners	Unchanged
0	0	0

S&P/TSX Composite Index			
Top 10 Index Contributors		Top 10 Index Detractors	
Constituent	Index Contribution	Constituent	Index Contribution

S&P/TSX Composite Index			
Top 10 Advancers		Top 10 Decliners	
Constituent	Return	Constituent	Return
	%		%

S&P/TSX Composite Index				
Sector	# of Index Constituents	Weight	Market Cap (\$B)	Index Contribution
Materials	55	%	\$241.30	
Health Care	6	%	\$17.24	
Consumer Discretionary	22	%	\$121.73	
Utilities	16	%	\$84.28	
Industrials	26	%	\$211.16	
Consumer Staples	11	%	\$82.32	
Energy	50	%	\$431.64	
Information Technology	12	%	\$72.37	
Financials	27	%	\$775.16	
Telecommunication Services	3	%	\$108.18	
S&P/TSX Composite Index	228	%	\$2,145.38	

S&P/TSX Composite Index - Sectors Returns



This report is published by TSX Inc. TSX Inc. does not guarantee either the completeness or the accuracy of this information. The information contained in this report is provided for informational purposes only and you agree not to rely upon the information contained in this report for any trading, business or financial purpose. These sheets are printed in Canada and issued by TSX Inc. under the express condition, to which everyone receiving or making use thereof assents, that no liability shall be incurred by TSX Inc. or its affiliated companies or any other vendor or donor, including, without limitation, for reliance on or for any errors or inaccuracies in this report. Neither TMX Group Limited, TSX Inc., nor any of their affiliated companies, guarantees the completeness of the information contained in this document and are not responsible for any errors or omission in or your use of, or reliance on, the information. This publication is under copyright. © 2015 TSX Inc. All rights reserved. Do not copy, distribute, sell or modify this publication without the prior written consent of TSX Inc. www.tmx.com/trading

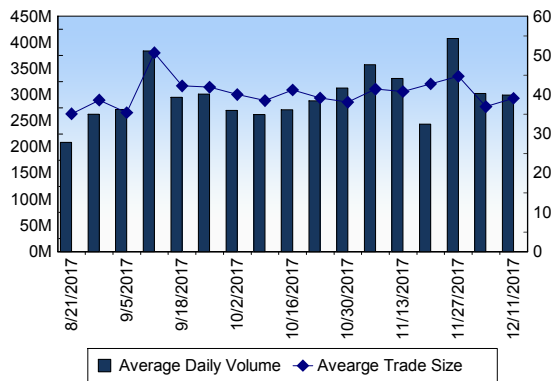
TSX

Daily Volume	299,255,041
Daily Value	\$4,640,598,608
Daily Trades	765,521
Daily Symbols Traded	1,900

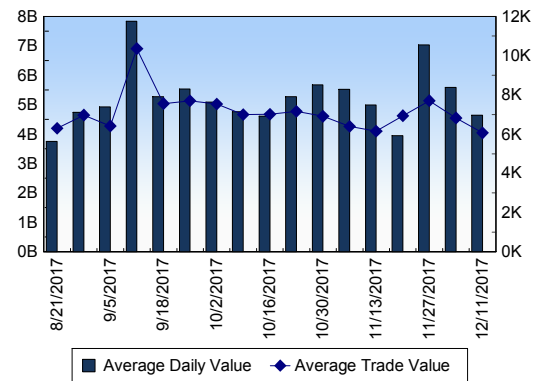
TSX ANONYMOUS TRADING

Daily Volume	90,136,904
Daily Value	\$1,647,390,708
Average Trade Size	321
% TSX Volume	30.12 %

TSX Volume



TSX Value (in Canadian Dollars)



Top 20 TSX Symbols by Volume

Symbol	TSX Volume	TSX Value
PUR	13,194,762	\$117,511,037
ACB	9,713,952	\$71,007,525
VRX	4,657,244	\$120,501,870
WEED	4,484,906	\$88,475,102
HNU	4,427,997	\$18,104,440
APH	3,926,825	\$54,320,428
FT	3,796,587	\$1,076,138
LUN	3,306,032	\$23,755,747
VLE	3,102,849	\$9,965,570
BTE	3,070,208	\$12,173,508
FM	3,064,085	\$48,015,066
WRG	2,848,375	\$2,755,478
IMG	2,643,231	\$17,969,810
DML	2,574,227	\$1,977,419
ELD	2,417,971	\$3,802,998
MGA	2,383,741	\$530,765
NXE	2,357,862	\$8,249,087
BBD.B	2,329,705	\$7,402,445
CPG	2,319,723	\$21,391,090
G	2,202,883	\$33,568,793

Top 20 TSX Symbols by Value

Symbol	TSX Volume	TSX Value
RY	1,414,741	\$144,370,928
VRX	4,657,244	\$120,501,870
PUR	13,194,762	\$117,511,037
TD	1,549,610	\$112,620,686
CM	826,730	\$98,938,139
BNS	1,154,819	\$96,221,667
BMO	910,938	\$91,936,422
ENB	1,805,666	\$89,529,128
WEED	4,484,906	\$88,475,102
CNR	858,331	\$88,109,815
SU	1,745,151	\$78,136,732
CNQ	1,729,708	\$76,896,884
ACB	9,713,952	\$71,007,525
TRP	1,072,610	\$67,488,377
CP	273,732	\$62,707,579
BCE	935,063	\$58,421,134
FNV	586,865	\$57,754,842
APH	3,926,825	\$54,320,428
DOL	335,242	\$52,708,131
SHOP	393,454	\$52,513,725

ETF Trading

Daily Volume	17,690,105	Average Trade Value	\$9,155
Daily Value	\$251,105,336	Average Trade Size	645
# Trades	27,427	# of ETFs Traded	486

Top 10 ETFs by TSX Volume

Symbol	Market Volume	Market Value
HNU	4,427,997	\$18,104,440
XIU	1,559,573	\$37,508,748
HOU	1,318,314	\$10,245,317
XEG	938,547	\$11,206,912
HOD	894,310	\$7,024,926
HVU	688,947	\$2,759,420
HMMJ	610,664	\$9,168,954
XGD	415,670	\$4,809,229
HND	414,333	\$6,490,497
ZEB	310,423	\$9,219,388

Top 10 ETFs by TSX Value

Symbol	Market Volume	Market Value
XIU	1,559,573	\$37,508,748
HNU	4,427,997	\$18,104,440
XEG	938,547	\$11,206,912
HOU	1,318,314	\$10,245,317
ZEB	310,423	\$9,219,388
HMMJ	610,664	\$9,168,954
HOD	894,310	\$7,024,926
XFN	180,816	\$7,014,974
HND	414,333	\$6,490,497
XSP	173,312	\$5,272,886

Block Trades

734

Non Block Trades

764,787

Top 5 Block Trade Brokers by Volume

Broker	TSX Block Volume
CANACCORD GENUITY CORI	7,376,300
TD SECURITIES INC.	7,147,800
CIBC WORLD MARKETS INC.	5,958,600
CORMARK SECURITIES INC.	4,421,200
NATIONAL BANK FINANCIAL	3,839,900

Top 5 Block Trade Symbols by Volume

Symbol	TSX Block Volume
PUR	11,059,600
WRG	2,089,200
AMI	1,490,200
HNU	789,500
FM	692,000

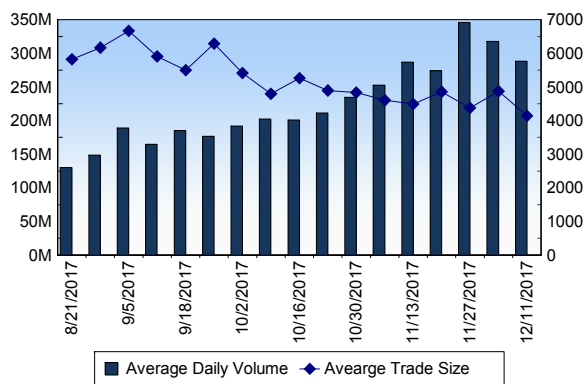
TSXV

Daily Volume	288,026,506
Daily Value	\$171,881,990
Daily Trades	69,594
Daily Symbols Traded	1,331

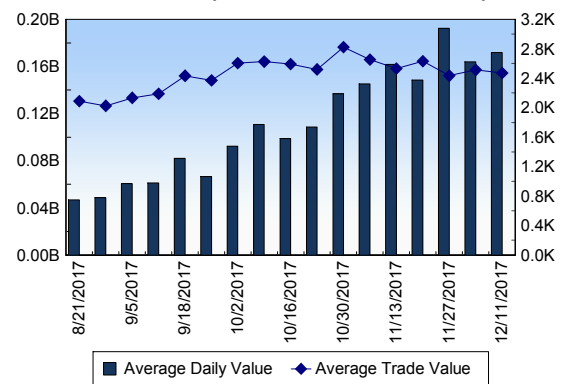
TSXV ANONYMOUS TRADING

Daily Volume	102,280,855
Daily Value	\$56,707,616
Average Trade Size	4,607
% TSXV Volume	35.51%

TSXV Volume



TSXV Value (in Canadian Dollars)



Top 20 TSXV Symbols by Volume

Symbol	TSXV Volume	TSXV Value
ZMA	12,540,856	\$1,138,707
CUV	8,414,627	\$2,427,971
UNO	5,941,894	\$131,261
AAZ	4,656,029	\$647,791
NRM	4,227,140	\$230,298
OGI	4,139,236	\$16,587,945
HVST	3,975,119	\$4,927,992
HIVE	3,695,084	\$11,548,001
AZX	3,258,020	\$164,981
ARY	3,176,748	\$129,842
FTEC	3,148,190	\$1,676,986
RHT	3,124,499	\$3,969,747
THCX	3,047,573	\$10,614,303
GCN	2,891,577	\$766,621
LG	2,752,272	\$1,184,693
RTI	2,665,141	\$4,929,679
QNC	2,651,500	\$371,451
CSQ	2,633,986	\$583,926
GGI	2,614,132	\$8,363,554
TAC	2,606,271	\$1,160,288

Top 20 TSXV Symbols by Value

Symbol	TSXV Volume	TSXV Value
OGI	4,139,236	\$16,587,945
HIVE	3,695,084	\$11,548,001
THCX	3,047,573	\$10,614,303
GGI	2,614,132	\$8,363,554
BTL	595,091	\$7,892,900
EMH	1,688,445	\$6,751,928
RTI	2,665,141	\$4,929,679
HVST	3,975,119	\$4,927,992
RHT	3,124,499	\$3,969,747
WMD	1,486,125	\$3,576,032
FIRE	1,609,281	\$3,094,189
KBLT	286,182	\$3,017,806
BLOK	2,374,592	\$2,856,315
BLOC	1,135,721	\$2,727,256
MJN	543,518	\$2,495,163
CUV	8,414,627	\$2,427,971
NVO	461,356	\$2,173,196
FCC	1,396,426	\$1,692,701
BKD	962,863	\$1,678,459
FTEC	3,148,190	\$1,676,986

Dark TSX/TSXV Trading

Volume	11,059,410	Daily Trades	34,704
Value	218,810,177	Daily Symbols Traded	1,082