



December 12, 2017

For more information, email trading_sales@tsx.com
 Visit our blog at <http://exchange.tmx.com/>

Indices	December 12 Close	Previous Close	Change	% Change
S&P/TSX Composite Index	16,114.03			%
S&P/TSX 60 Index	959.20			%
S&P/TSX Venture Composite	797.71			%
S&P/TSX Completion Index	986.17			%
S&P/TSX Smallcap Index	637.62			%

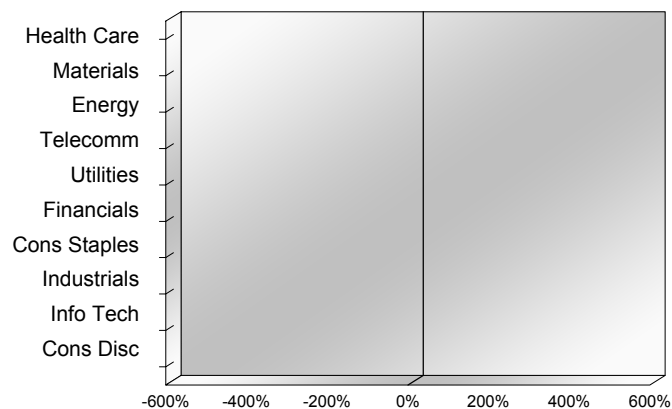
S&P/TSX Composite Index		
Advancers	Decliners	Unchanged
0	0	0

S&P/TSX Composite Index			
Top 10 Index Contributors		Top 10 Index Detractors	
Constituent	Index Contribution	Constituent	Index Contribution

S&P/TSX Composite Index			
Top 10 Advancers		Top 10 Decliners	
Constituent	Return	Constituent	Return
	%		%

S&P/TSX Composite Index				
Sector	# of Index Constituents	Weight	Market Cap (\$B)	Index Contribution
Health Care	6	%	\$17.77	
Materials	55	%	\$242.64	
Energy	50	%	\$429.70	
Telecommunication Services	3	%	\$108.24	
Utilities	16	%	\$84.09	
Financials	27	%	\$776.37	
Consumer Staples	11	%	\$82.66	
Industrials	26	%	\$211.07	
Information Technology	12	%	\$71.85	
Consumer Discretionary	22	%	\$122.25	
S&P/TSX Composite Index	228	%	\$2,146.64	

S&P/TSX Composite Index - Sectors Returns



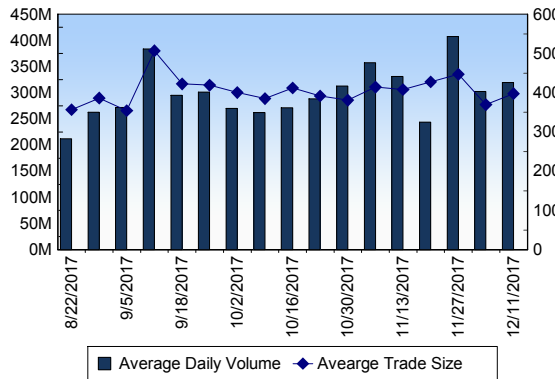
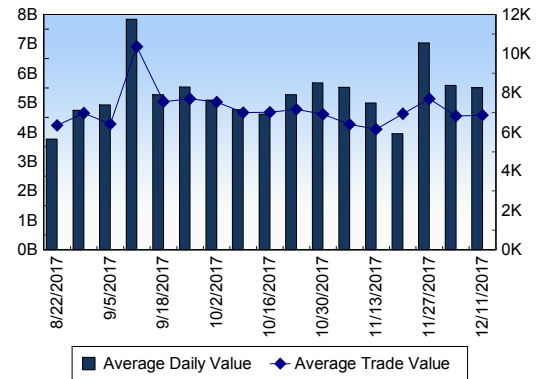
This report is published by TSX Inc. TSX Inc. does not guarantee either the completeness or the accuracy of this information. The information contained in this report is provided for informational purposes only and you agree not to rely upon the information contained in this report for any trading, business or financial purpose. These sheets are printed in Canada and issued by TSX Inc. under the express condition, to which everyone receiving or making use thereof assents, that no liability shall be incurred by TSX Inc. or its affiliated companies or any other vendor or donor, including, without limitation, for reliance on or for any errors or inaccuracies in this report. Neither TMX Group Limited, TSX Inc., nor any of their affiliated companies, guarantees the completeness of the information contained in this document and are not responsible for any errors or omission in or your use of, or reliance on, the information. This publication is under copyright. © 2015 TSX Inc. All rights reserved. Do not copy, distribute, sell or modify this publication without the prior written consent of TSX Inc. www.tmx.com/trading

TSX

Daily Volume	339,367,123
Daily Value	\$6,374,798,092
Daily Trades	839,689
Daily Symbols Traded	1,879

TSX ANONYMOUS TRADING

Daily Volume	106,394,372
Daily Value	\$2,344,234,833
Average Trade Size	362
% TSX Volume	31.35 %

TSX Volume**TSX Value (in Canadian Dollars)****Top 20 TSX Symbols by Volume**

Symbol	TSX Volume	TSX Value
ACB	8,710,030	\$63,038,466
BBD.B	7,512,350	\$23,818,814
KAT	7,387,919	\$11,888,076
HNU	6,495,947	\$24,743,023
IRG	6,405,752	\$26,270,543
VRX	5,991,798	\$166,561,992
APH	5,693,933	\$83,739,718
FM	4,413,737	\$71,217,296
SU	3,890,128	\$174,616,744
ABX	3,859,188	\$67,609,196
MEG	3,739,890	\$19,646,979
ENB	3,606,704	\$178,150,385
CVE	3,417,216	\$41,602,700
LUN	3,301,487	\$24,016,556
WEED	3,256,657	\$64,887,384
G	3,223,491	\$48,792,641
CPG	3,112,691	\$28,389,558
RY	3,039,474	\$310,233,541
K	3,007,571	\$14,696,717
POT	2,957,402	\$75,202,139

Top 20 TSX Symbols by Value

Symbol	TSX Volume	TSX Value
RY	3,039,474	\$310,233,541
CNR	1,778,742	\$183,138,361
TD	2,456,790	\$178,850,713
ENB	3,606,704	\$178,150,385
BNS	2,132,266	\$177,074,237
BMO	1,741,936	\$175,719,676
SU	3,890,128	\$174,616,744
VRX	5,991,798	\$166,561,992
CM	1,217,964	\$146,352,767
RCI.B	1,360,335	\$88,230,492
AGU	617,369	\$87,885,230
CNQ	1,922,270	\$85,433,403
APH	5,693,933	\$83,739,718
BAM.A	1,485,283	\$83,648,798
TRP	1,286,113	\$80,463,866
BCE	1,280,771	\$80,250,682
POT	2,957,402	\$75,202,139
FNV	767,920	\$74,582,270
ATD.B	1,104,142	\$74,126,248
MFC	2,698,897	\$72,432,117

ETF Trading

Daily Volume	24,766,800	Average Trade Value	\$10,612
Daily Value	\$348,570,768	Average Trade Size	754
# Trades	32,848	# of ETFs Traded	483

Top 10 ETFs by TSX Volume

Symbol	Market Volume	Market Value
HNU	6,495,947	\$24,743,023
HOU	2,779,582	\$21,363,315
XIU	1,751,649	\$42,190,543
HOD	1,413,656	\$11,216,847
HND	802,630	\$13,531,529
XGD	757,701	\$8,693,280
HMMJ	738,720	\$11,331,594
XEG	629,585	\$7,529,125
XFN	592,780	\$23,014,583
HVU	535,447	\$2,069,823

Top 10 ETFs by TSX Value

Symbol	Market Volume	Market Value
XIU	1,751,649	\$42,190,543
HNU	6,495,947	\$24,743,023
XFN	592,780	\$23,014,583
HOU	2,779,582	\$21,363,315
HND	802,630	\$13,531,529
HMMJ	738,720	\$11,331,594
HOD	1,413,656	\$11,216,847
ZEB	310,306	\$9,219,568
FLUS	412,100	\$9,000,222
XGD	757,701	\$8,693,280

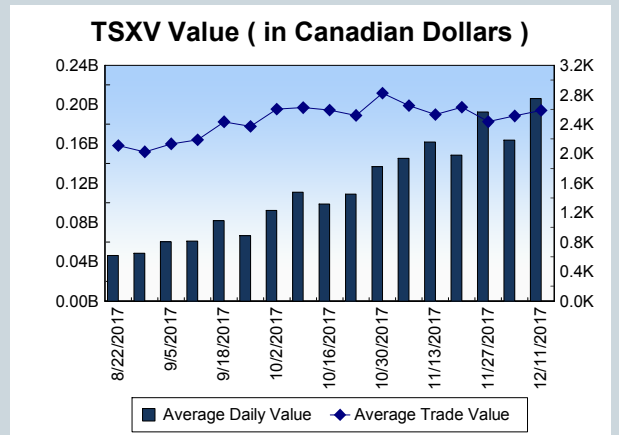
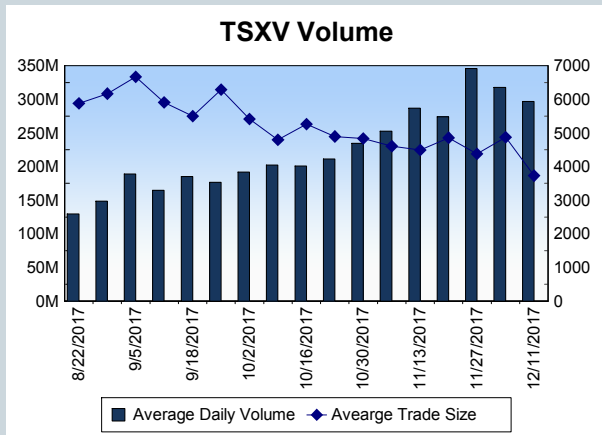
Block Trades	Non Block Trades
1,088	838,601

Top 5 Block Trade Brokers by Volume	
Broker	TSX Block Volume
SOCIETE GENERALE CAPITA	14,462,400
TD SECURITIES INC.	11,222,500
CORMARK SECURITIES INC.	5,063,600
CIBC WORLD MARKETS INC.	4,995,700
RBC CAPITAL MARKETS	4,117,700

Top 5 Block Trade Symbols by Volume	
Symbol	TSX Block Volume
BBD.B	3,904,200
IRG	3,234,500
MEG	2,465,400
FM	2,277,300
SU	1,632,200

TSXV	
Daily Volume	305,099,894
Daily Value	\$240,239,606
Daily Trades	89,585
Daily Symbols Traded	1,307

TSXV ANONYMOUS TRADING	
Daily Volume	105,263,331
Daily Value	\$74,368,560
Average Trade Size	3,834
% TSXV Volume	34.50%



Top 20 TSXV Symbols by Volume		
Symbol	TSXV Volume	TSXV Value
HIVE	10,200,196	\$37,502,602
THCX	7,663,483	\$30,419,790
CUV	5,555,864	\$1,428,658
YD	5,208,348	\$1,386,483
ID	4,357,579	\$1,594,066
RHT	4,119,229	\$5,537,151
ZMA	4,077,407	\$366,559
BLOK	3,934,871	\$4,900,761
FIRE	3,787,827	\$7,503,376
LTV	3,646,385	\$1,656,308
RGC	3,611,950	\$219,505
SRJ	3,516,538	\$205,464
OGI	3,327,808	\$13,733,214
EMH	3,133,379	\$14,106,177
CYX	3,116,095	\$904,690
RTI	3,092,041	\$5,640,847
ABCN	3,046,107	\$4,672,289
SUP	3,021,000	\$105,735
HVST	2,964,166	\$3,892,151
HIP	2,868,684	\$1,670,489

Top 20 TSXV Symbols by Value		
Symbol	TSXV Volume	TSXV Value
HIVE	10,200,196	\$37,502,602
THCX	7,663,483	\$30,419,790
EMH	3,133,379	\$14,106,177
OGI	3,327,808	\$13,733,214
BTL	667,670	\$8,107,449
FIRE	3,787,827	\$7,503,376
MJN	1,417,643	\$6,884,580
BLOC	2,665,826	\$6,817,015
RTI	3,092,041	\$5,640,847
RHT	4,119,229	\$5,537,151
GGI	1,698,097	\$5,245,295
BLOK	3,934,871	\$4,900,761
ABCN	3,046,107	\$4,672,289
HVST	2,964,166	\$3,892,151
WMD	1,232,147	\$2,956,398
HEMP	1,151,566	\$2,367,357
IMH	1,535,572	\$2,355,935
EMC	1,070,045	\$1,922,984
KBLT	174,699	\$1,848,481
HIP	2,868,684	\$1,670,489

Dark TSX/TSXV Trading			
Volume	11,004,150	Daily Trades	36,491
Value	225,828,739	Daily Symbols Traded	1,061