



December 14, 2017

For more information, email [trading\\_sales@tsx.com](mailto:trading_sales@tsx.com)  
 Visit our blog at <http://exchange.tmx.com/>

Indices	December 14 Close	Previous Close	Change	% Change
S&P/TSX Composite Index	16,016.46			%
S&P/TSX 60 Index	951.45			%
S&P/TSX Venture Composite	798.20			%
S&P/TSX Completion Index	986.59			%
S&P/TSX Smallcap Index	638.34			%

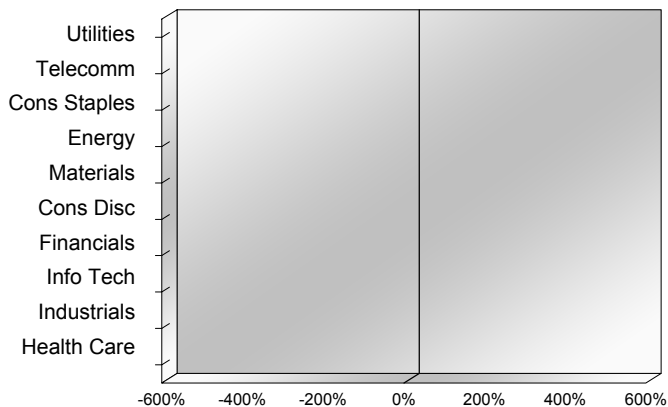
S&P/TSX Composite Index		
Advancers	Decliners	Unchanged
0	0	0

S&P/TSX Composite Index			
Top 10 Index Contributors		Top 10 Index Detractors	
Constituent	Index Contribution	Constituent	Index Contribution

S&P/TSX Composite Index			
Top 10 Advancers		Top 10 Decliners	
Constituent	Return	Constituent	Return
	%		%

S&P/TSX Composite Index				
Sector	# of Index Constituents	Weight	Market Cap (\$B)	Index Contribution
Utilities	16	%	\$84.34	
Telecommunication Services	3	%	\$107.21	
Consumer Staples	11	%	\$82.03	
Energy	50	%	\$422.13	
Materials	55	%	\$246.48	
Consumer Discretionary	22	%	\$120.74	
Financials	27	%	\$770.21	
Information Technology	12	%	\$71.98	
Industrials	26	%	\$211.11	
Health Care	6	%	\$16.70	
<b>S&amp;P/TSX Composite Index</b>	<b>228</b>	<b>%</b>	<b>\$2,132.92</b>	

S&P/TSX Composite Index - Sectors Returns



This report is published by TSX Inc. TSX Inc. does not guarantee either the completeness or the accuracy of this information. The information contained in this report is provided for informational purposes only and you agree not to rely upon the information contained in this report for any trading, business or financial purpose. These sheets are printed in Canada and issued by TSX Inc. under the express condition, to which everyone receiving or making use thereof assents, that no liability shall be incurred by TSX Inc. or its affiliated companies or any other vendor or donor, including, without limitation, for reliance on or for any errors or inaccuracies in this report. Neither TMX Group Limited, TSX Inc., nor any of their affiliated companies, guarantees the completeness of the information contained in this document and are not responsible for any errors or omission in or your use of, or reliance on, the information. This publication is under copyright. © 2015 TSX Inc. All rights reserved. Do not copy, distribute, sell or modify this publication without the prior written consent of TSX Inc. [www.tmx.com/trading](http://www.tmx.com/trading)

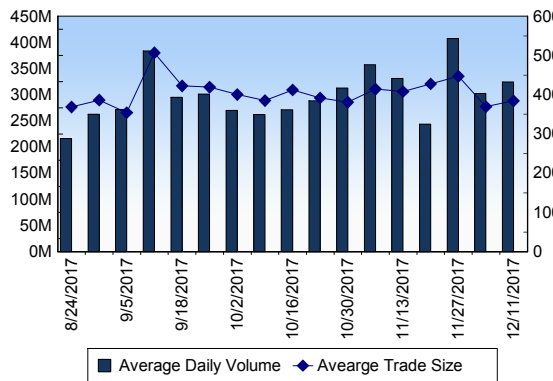
## TSX

Daily Volume	310,985,627
Daily Value	\$5,757,407,763
Daily Trades	818,425
Daily Symbols Traded	1,902

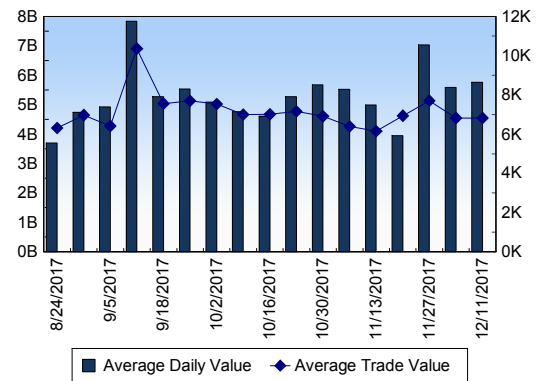
## TSX ANONYMOUS TRADING

Daily Volume	101,694,269
Daily Value	\$2,034,341,703
Average Trade Size	321
% TSX Volume	32.70 %

### TSX Volume



### TSX Value ( in Canadian Dollars )



### Top 20 TSX Symbols by Volume

Symbol	TSX Volume	TSX Value
BBD.B	8,985,584	\$27,527,158
VRX	7,017,896	\$182,115,437
CVE	6,793,150	\$78,344,209
ACB	4,669,722	\$33,179,882
LUN	4,308,638	\$32,418,142
ENB	4,113,852	\$204,588,082
ECN	3,568,120	\$13,958,208
PD	3,545,319	\$11,653,720
XIU	3,390,946	\$81,230,174
CNQ	3,246,117	\$140,569,436
BTE	3,192,715	\$12,085,339
AKG	3,189,070	\$1,861,723
HNU	3,183,750	\$11,661,106
EFN	3,128,607	\$32,218,128
CPG	3,093,863	\$26,469,305
TV	3,051,711	\$4,363,508
G	2,869,369	\$45,513,105
ABX	2,743,504	\$49,696,630
YRI	2,666,244	\$8,955,115
K	2,653,985	\$13,765,692

### Top 20 TSX Symbols by Value

Symbol	TSX Volume	TSX Value
RY	2,215,468	\$225,284,380
ENB	4,113,852	\$204,588,082
VRX	7,017,896	\$182,115,437
CM	1,457,900	\$174,643,544
TD	2,297,158	\$165,292,798
BMO	1,463,343	\$146,872,499
CNQ	3,246,117	\$140,569,436
BNS	1,535,254	\$126,784,625
CNR	1,146,312	\$118,485,747
SU	2,625,264	\$114,783,466
TRP	1,591,437	\$98,813,035
BCE	1,416,093	\$87,488,590
XIU	3,390,946	\$81,230,174
CVE	6,793,150	\$78,344,209
DOL	469,339	\$72,832,609
MFC	2,569,877	\$68,084,625
NA	1,064,113	\$68,043,987
MG	856,776	\$60,747,526
SLF	1,137,309	\$59,102,367
TECK.B	1,769,849	\$53,383,882

### ETF Trading

Daily Volume	25,873,477	Average Trade Value	\$13,664
Daily Value	\$430,973,406	Average Trade Size	820
# Trades	31,541	# of ETFs Traded	489

### Top 10 ETFs by TSX Volume

Symbol	Market Volume	Market Value
XIU	3,390,946	\$81,230,174
HNU	3,183,750	\$11,661,106
HOU	2,603,430	\$19,517,294
XEG	1,303,648	\$15,154,642
CBO	1,265,579	\$23,564,582
HOD	1,038,010	\$8,450,112
HVU	699,735	\$2,701,693
XFR	650,627	\$13,116,589
DLR	552,297	\$7,016,646
XGD	541,573	\$6,372,029

### Top 10 ETFs by TSX Value

Symbol	Market Volume	Market Value
XIU	3,390,946	\$81,230,174
CBO	1,265,579	\$23,564,582
HOU	2,603,430	\$19,517,294
XEG	1,303,648	\$15,154,642
XFR	650,627	\$13,116,589
ZEB	436,913	\$12,922,305
HNU	3,183,750	\$11,661,106
ZSP	285,414	\$10,697,873
HND	522,987	\$8,999,062
XFN	226,481	\$8,757,574

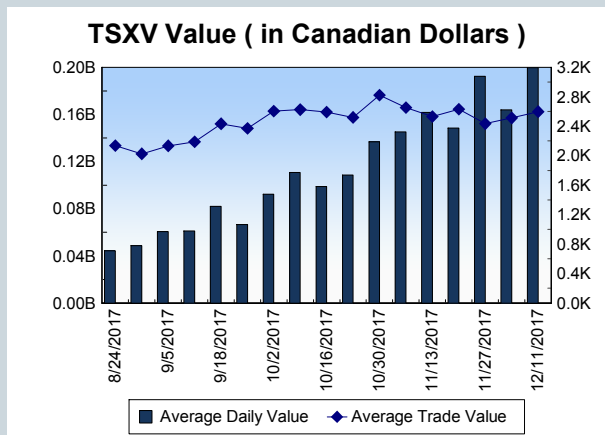
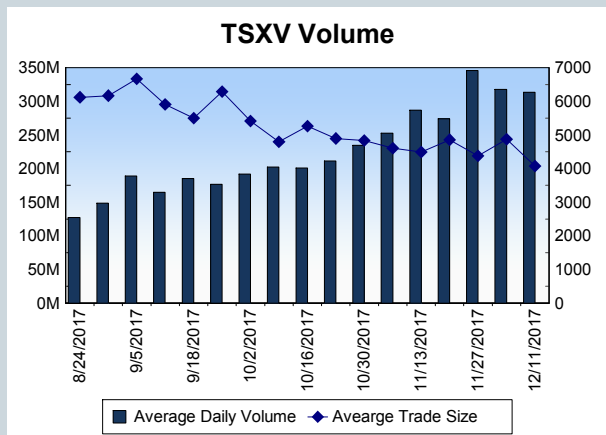
<b>Block Trades</b>	<b>Non Block Trades</b>
965	817,460

Top 5 Block Trade Brokers by Volume	
Broker	TSX Block Volume
TD SECURITIES INC.	12,368,800
RBC CAPITAL MARKETS	4,865,800
CORMARK SECURITIES INC.	4,428,500
BMO NESBITT BURNS INC.	4,382,000
CIBC WORLD MARKETS INC.	4,200,400

Top 5 Block Trade Symbols by Volume	
Symbol	TSX Block Volume
CVE	2,985,500
BBD.B	2,293,100
ECN	1,689,200
PD	1,599,000
CNQ	1,340,300

TSXV	
Daily Volume	329,561,823
Daily Value	\$156,720,408
Daily Trades	63,108
Daily Symbols Traded	1,312

TSXV ANONYMOUS TRADING	
Daily Volume	120,357,163
Daily Value	\$59,026,438
Average Trade Size	5,529
% TSXV Volume	36.52%



Top 20 TSXV Symbols by Volume		
Symbol	TSXV Volume	TSXV Value
JFC	18,562,688	\$639,850
EBY	11,473,900	\$115,814
AXQ	11,331,473	\$840,061
ITT	9,415,692	\$1,245,310
TEP.UN	8,207,203	\$5,384,627
TBP	7,169,676	\$6,845,744
GRO	5,630,300	\$660,903
LG	5,627,967	\$2,597,048
CSPG	5,239,306	\$492,319
KALY	4,765,694	\$1,483,867
THCX	4,410,337	\$17,659,022
VIS	4,261,143	\$240,493
PST	4,189,324	\$329,386
HIVE	3,975,159	\$14,159,771
MRS	3,830,398	\$1,376,544
SRJ	3,251,318	\$162,938
ENV.H	3,231,224	\$181,766
CUV	2,962,825	\$719,346
CLE	2,778,800	\$389,170
LTV	2,734,487	\$1,073,320

Top 20 TSXV Symbols by Value		
Symbol	TSXV Volume	TSXV Value
THCX	4,410,337	\$17,659,022
HIVE	3,975,159	\$14,159,771
EMH	1,622,146	\$8,009,627
TBP	7,169,676	\$6,845,744
TEP.UN	8,207,203	\$5,384,627
OGI	1,309,311	\$5,224,646
KBLT	343,874	\$3,798,422
MJN	714,852	\$3,504,117
RTI	1,732,376	\$2,982,620
RHT	2,198,446	\$2,626,640
LG	5,627,967	\$2,597,048
HVST	1,732,165	\$2,171,390
BLOC	878,078	\$2,127,227
BTL	167,529	\$2,047,267
WMD	817,553	\$1,984,995
ABCN	1,211,838	\$1,894,830
NVO	326,894	\$1,884,459
FIRE	948,348	\$1,832,789
RUF.UN	209,781	\$1,588,597
KALY	4,765,694	\$1,483,867

Dark TSX/TSXV Trading			
Volume	11,230,340	Daily Trades	38,052
Value	250,309,888	Daily Symbols Traded	1,073