



December 21, 2017

For more information, email trading_sales@tsx.com
 Visit our blog at <http://exchange.tmx.com/>

Indices	December 21 Close	Previous Close	Change	% Change
S&P/TSX Composite Index	16,182.63			%
S&P/TSX 60 Index	960.53			%
S&P/TSX Venture Composite	804.14			%
S&P/TSX Completion Index	999.35			%
S&P/TSX Smallcap Index	656.19			%

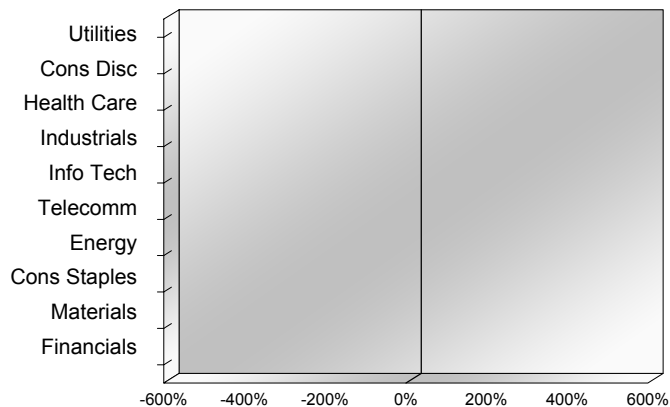
S&P/TSX Composite Index		
Advancers	Decliners	Unchanged
0	0	0

S&P/TSX Composite Index			
Top 10 Index Contributors		Top 10 Index Detractors	
Constituent	Index Contribution	Constituent	Index Contribution

S&P/TSX Composite Index			
Top 10 Advancers		Top 10 Decliners	
Constituent	Return	Constituent	Return
	%		%

S&P/TSX Composite Index				
Sector	# of Index Constituents	Weight	Market Cap (\$B)	Index Contribution
Utilities	15	%	\$84.20	
Consumer Discretionary	22	%	\$123.25	
Health Care	7	%	\$20.25	
Industrials	27	%	\$214.39	
Information Technology	12	%	\$72.86	
Telecommunication Services	3	%	\$105.55	
Energy	50	%	\$433.59	
Consumer Staples	11	%	\$81.82	
Materials	55	%	\$255.11	
Financials	27	%	\$777.23	
S&P/TSX Composite Index	229	%	\$2,168.25	

S&P/TSX Composite Index - Sectors Returns



This report is published by TSX Inc. TSX Inc. does not guarantee either the completeness or the accuracy of this information. The information contained in this report is provided for informational purposes only and you agree not to rely upon the information contained in this report for any trading, business or financial purpose. These sheets are printed in Canada and issued by TSX Inc. under the express condition, to which everyone receiving or making use thereof assents, that no liability shall be incurred by TSX Inc. or its affiliated companies or any other vendor or donor, including, without limitation, for reliance on or for any errors or inaccuracies in this report. Neither TMX Group Limited, TSX Inc., nor any of their affiliated companies, guarantees the completeness of the information contained in this document and are not responsible for any errors or omission in or your use of, or reliance on, the information. This publication is under copyright. © 2015 TSX Inc. All rights reserved. Do not copy, distribute, sell or modify this publication without the prior written consent of TSX Inc. www.tmx.com/trading

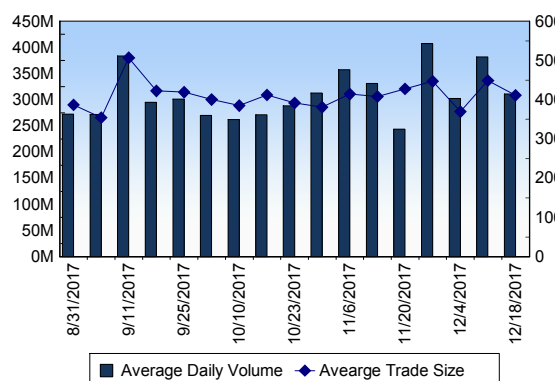
TSX

Daily Volume	282,468,982
Daily Value	\$4,639,876,007
Daily Trades	714,411
Daily Symbols Traded	1,879

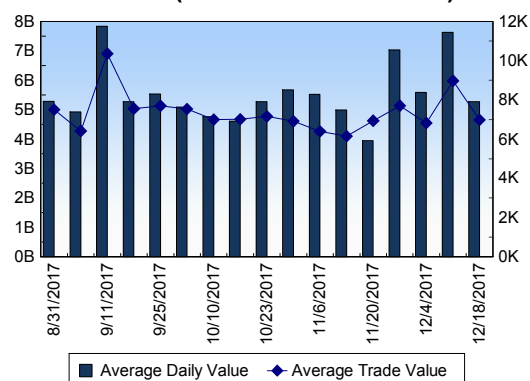
TSX ANONYMOUS TRADING

Daily Volume	89,048,045
Daily Value	\$1,635,020,556
Average Trade Size	330
% TSX Volume	31.52 %

TSX Volume



TSX Value (in Canadian Dollars)



Top 20 TSX Symbols by Volume

Symbol	TSX Volume	TSX Value
BBD.B	9,547,938	\$28,933,358
EFN	7,900,363	\$75,317,991
III.RT	7,860,018	\$52,483
PAY	5,306,000	\$1,503,065
HNU	5,200,506	\$17,878,232
WEED	4,113,264	\$88,285,067
LUN	3,805,319	\$30,732,865
CPG	3,485,596	\$31,718,654
PD	3,455,458	\$12,343,950
ACB	3,386,801	\$23,661,194
ECA	3,160,460	\$49,619,035
APH	3,118,679	\$46,374,584
BTE	2,985,954	\$10,751,708
CVE	2,805,473	\$31,219,455
BB	2,727,249	\$41,537,121
XIU	2,352,717	\$56,667,093
VRX	2,247,074	\$61,379,585
BIR	2,096,200	\$9,017,059
TD	2,095,161	\$152,580,406
MEG	2,059,303	\$10,213,417

Top 20 TSX Symbols by Value

Symbol	TSX Volume	TSX Value
CM	1,564,352	\$192,999,843
TD	2,095,161	\$152,580,406
RY	1,363,260	\$140,118,463
CNR	1,131,462	\$117,756,966
ENB	2,050,242	\$100,800,302
BNS	1,164,857	\$96,010,303
WEED	4,113,264	\$88,285,067
SU	1,781,931	\$79,372,816
BMO	763,316	\$77,273,166
EFN	7,900,363	\$75,317,991
VRX	2,247,074	\$61,379,585
TRP	961,291	\$59,278,796
XIU	2,352,717	\$56,667,093
BCE	847,982	\$51,159,006
TECK.B	1,557,625	\$49,814,684
ECA	3,160,460	\$49,619,035
CP	209,329	\$48,541,428
DOL	309,172	\$48,375,635
APH	3,118,679	\$46,374,584
QSR	571,678	\$44,964,743

ETF Trading

Daily Volume	23,018,313	Average Trade Value	\$13,279
Daily Value	\$368,407,805	Average Trade Size	830
# Trades	27,744	# of ETFs Traded	473

Top 10 ETFs by TSX Volume

Symbol	Market Volume	Market Value
HNU	5,200,506	\$17,878,232
XIU	2,352,717	\$56,667,093
HOU	1,313,706	\$10,281,307
XEG	1,164,383	\$13,886,835
HOD	818,548	\$6,354,203
XIC	494,050	\$12,706,174
HMMJ	422,321	\$6,513,515
HND	413,209	\$7,498,424
HXD	346,405	\$1,996,441
ZPR	326,246	\$3,837,524

Top 10 ETFs by TSX Value

Symbol	Market Volume	Market Value
XIU	2,352,717	\$56,667,093
HNU	5,200,506	\$17,878,232
XEG	1,164,383	\$13,886,835
XIC	494,050	\$12,706,174
HOU	1,313,706	\$10,281,307
ZEB	308,491	\$9,184,848
VFV	129,831	\$7,920,223
HND	413,209	\$7,498,424
HXU	201,935	\$7,412,142
HXT	217,821	\$7,279,227

Block Trades

657

Non Block Trades

713,754

Top 5 Block Trade Brokers by Volume

Broker	TSX Block Volume
CREDIT SUISSE SECURITIES	7,726,700
TD SECURITIES INC.	6,998,700
CIBC WORLD MARKETS INC.	2,883,000
CANACCORD GENUITY CORI	2,466,000
NATIONAL BANK FINANCIAL	2,131,600

Top 5 Block Trade Symbols by Volume

Symbol	TSX Block Volume
EFN	6,774,300
BBD.B	1,914,900
PXT	1,340,900
PAY	900,000
XIU	702,600

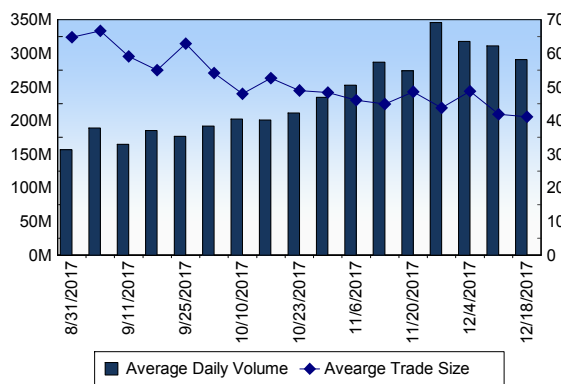
TSXV

Daily Volume	303,488,695
Daily Value	\$183,227,568
Daily Trades	71,650
Daily Symbols Traded	1,329

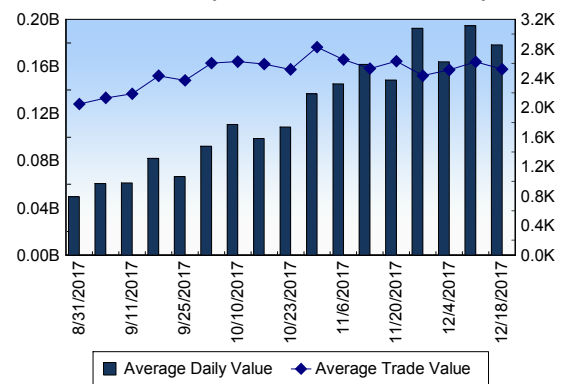
TSXV ANONYMOUS TRADING

Daily Volume	96,456,325
Daily Value	\$51,898,028
Average Trade Size	4,474
% TSXV Volume	31.78%

TSXV Volume



TSXV Value (in Canadian Dollars)



Top 20 TSXV Symbols by Volume

Symbol	TSXV Volume	TSXV Value
CBW	18,775,143	\$27,855,438
EBY	10,621,225	\$158,915
DM	5,160,682	\$2,184,108
SIC	4,934,194	\$262,468
CYX	4,918,164	\$1,614,203
GPH	4,872,806	\$361,065
CUV	4,752,382	\$1,492,041
JET	4,576,741	\$2,122,516
LTV	4,500,235	\$2,028,143
KALY	4,232,364	\$1,197,850
CPC	3,956,000	\$79,160
SSA	3,824,967	\$115,576
DYA	2,863,859	\$1,396,469
CBW.WT	2,579,280	\$779,875
HIVE	2,567,922	\$9,532,239
SPN	2,545,250	\$270,573
RLV	2,491,913	\$542,243
FGD	2,395,693	\$587,742
CRO	2,361,000	\$23,655
RRM.H	2,273,662	\$43,570

Top 20 TSXV Symbols by Value

Symbol	TSXV Volume	TSXV Value
CBW	18,775,143	\$27,855,438
BTL	876,174	\$12,021,242
HIVE	2,567,922	\$9,532,239
NVO	2,164,748	\$9,147,935
EMH	1,581,287	\$6,721,053
THCX	1,398,660	\$5,356,645
BLOC	1,993,977	\$4,567,296
MJN	646,875	\$3,496,268
OGI	813,153	\$2,998,087
KASH	865,020	\$2,899,604
IGX.DB	30,000	\$2,865,000
DM	5,160,682	\$2,184,108
JET	4,576,741	\$2,122,516
LTV	4,500,235	\$2,028,143
LSC	1,279,310	\$1,981,807
LIX	771,171	\$1,913,037
FIRE	1,045,952	\$1,852,506
ABCN	1,289,602	\$1,836,700
RHT	1,364,207	\$1,825,910
RTI	1,163,209	\$1,760,037

Dark TSX/TSXV Trading

Volume	10,149,060	Daily Trades	31,585
Value	187,197,346	Daily Symbols Traded	1,094