



December 29, 2017

For more information, email trading_sales@tsx.com

Visit our blog at <http://exchange.tmx.com/>

Indices	December 29 Close	Previous Close	Change	% Change
S&P/TSX Composite Index	16,209.13			%
S&P/TSX 60 Index	959.70			%
S&P/TSX Venture Composite	850.72			%
S&P/TSX Completion Index	1,008.72			%
S&P/TSX Smallcap Index	660.51			%

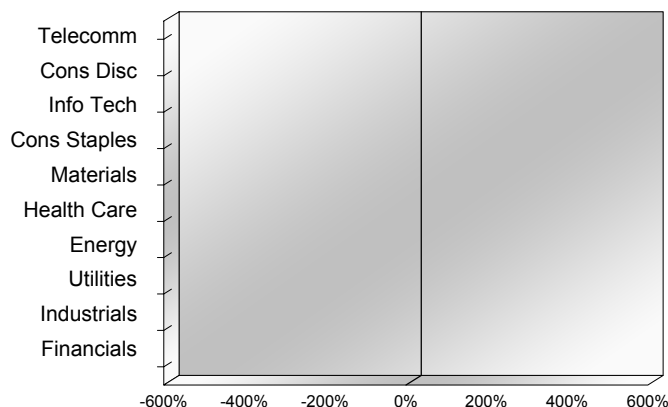
S&P/TSX Composite Index		
Advancers	Decliners	Unchanged
0	0	0

S&P/TSX Composite Index			
Top 10 Index Contributors		Top 10 Index Detractors	
Constituent	Index Contribution	Constituent	Index Contribution

S&P/TSX Composite Index			
Top 10 Advancers		Top 10 Decliners	
Constituent	Return	Constituent	Return
	%		%

S&P/TSX Composite Index				
Sector	# of Index Constituents	Weight	Market Cap (\$B)	Index Contribution
Telecommunication Services	3	%	\$105.62	
Consumer Discretionary	22	%	\$121.71	
Information Technology	12	%	\$72.21	
Consumer Staples	11	%	\$81.84	
Materials	55	%	\$257.29	
Health Care	7	%	\$21.72	
Energy	50	%	\$440.22	
Utilities	15	%	\$84.58	
Industrials	27	%	\$213.53	
Financials	27	%	\$774.24	
S&P/TSX Composite Index	229	%	\$2,172.95	

S&P/TSX Composite Index - Sectors Returns



This report is published by TSX Inc. TSX Inc. does not guarantee either the completeness or the accuracy of this information. The information contained in this report is provided for informational purposes only and you agree not to rely upon the information contained in this report for any trading, business or financial purpose. These sheets are printed in Canada and issued by TSX Inc. under the express condition, to which everyone receiving or making use thereof assents, that no liability shall be incurred by TSX Inc. or its affiliated companies or any other vendor or donor, including, without limitation, for reliance on or for any errors or inaccuracies in this report. Neither TMX Group Limited, TSX Inc., nor any of their affiliated companies, guarantees the completeness of the information contained in this document and are not responsible for any errors or omission in or your use of, or reliance on, the information. This publication is under copyright. © 2015 TSX Inc. All rights reserved. Do not copy, distribute, sell or modify this publication without the prior written consent of TSX Inc. www.tmx.com/trading

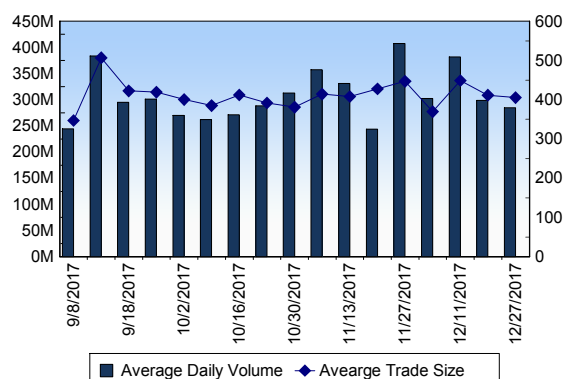
TSX

Daily Volume	329,234,850
Daily Value	\$6,657,315,065
Daily Trades	741,275
Daily Symbols Traded	1,799

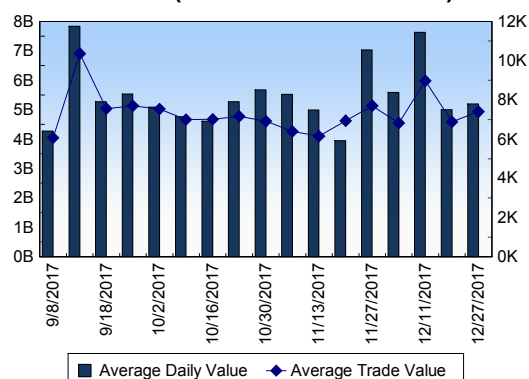
TSX ANONYMOUS TRADING

Daily Volume	97,213,943
Daily Value	\$2,277,973,551
Average Trade Size	408
% TSX Volume	29.53 %

TSX Volume



TSX Value (in Canadian Dollars)



Top 20 TSX Symbols by Volume

Symbol	TSX Volume	TSX Value
ACB	51,864,334	\$498,824,970
POT	21,744,564	\$561,476,786
WEED	19,420,037	\$580,760,917
OTEX	12,244,433	\$547,287,388
APH	8,936,856	\$162,265,860
HNU	4,820,784	\$21,273,388
AGU	4,587,252	\$663,541,257
BTO	4,508,344	\$17,451,915
GEN	4,118,311	\$885,798
BBD.B	3,431,970	\$10,420,192
XIU	2,955,306	\$71,264,983
TD	2,791,675	\$205,112,855
CPG	2,726,088	\$26,081,105
CVE	2,402,583	\$27,659,615
HMMJ	2,346,382	\$44,665,394
ECA	2,298,250	\$38,571,014
YRI	2,295,449	\$8,993,599
MFC	2,282,366	\$59,840,168
BTE	2,276,418	\$8,642,328
NMX	2,244,838	\$5,302,445

Top 20 TSX Symbols by Value

Symbol	TSX Volume	TSX Value
AGU	4,587,252	\$663,541,257
WEED	19,420,037	\$580,760,917
POT	21,744,564	\$561,476,786
OTEX	12,244,433	\$547,287,388
ACB	51,864,334	\$498,824,970
TD	2,791,675	\$205,112,855
APH	8,936,856	\$162,265,860
RY	1,560,632	\$159,939,465
BNS	1,641,386	\$133,118,274
CM	1,022,878	\$125,163,585
ENB	1,965,450	\$96,570,850
CNR	839,108	\$86,966,399
SU	1,733,139	\$79,934,662
BMO	761,676	\$76,519,835
XIU	2,955,306	\$71,264,983
MFC	2,282,366	\$59,840,168
BCE	921,615	\$55,454,332
TRP	806,406	\$49,238,123
SLF	930,626	\$48,261,340
CNQ	1,036,361	\$46,564,471

ETF Trading

Daily Volume	22,492,926	Average Trade Value	\$10,953
Daily Value	\$351,736,387	Average Trade Size	700
# Trades	32,113	# of ETFs Traded	446

Top 10 ETFs by TSX Volume

Symbol	Market Volume	Market Value
HNU	4,820,784	\$21,273,388
XIU	2,955,306	\$71,264,983
HMMJ	2,346,382	\$44,665,394
HOU	1,523,684	\$12,793,088
HOD	1,088,864	\$7,866,931
HND	975,751	\$13,399,382
XEG	733,623	\$9,002,618
HVU	611,404	\$2,102,657
XFN	452,041	\$17,427,997
HGU	311,215	\$3,964,665

Top 10 ETFs by TSX Value

Symbol	Market Volume	Market Value
XIU	2,955,306	\$71,264,983
HMMJ	2,346,382	\$44,665,394
HNU	4,820,784	\$21,273,388
XFN	452,041	\$17,427,997
HND	975,751	\$13,399,382
HOU	1,523,684	\$12,793,088
XEG	733,623	\$9,002,618
HOD	1,088,864	\$7,866,931
HXU	178,727	\$6,554,520
HXT	175,314	\$5,856,308

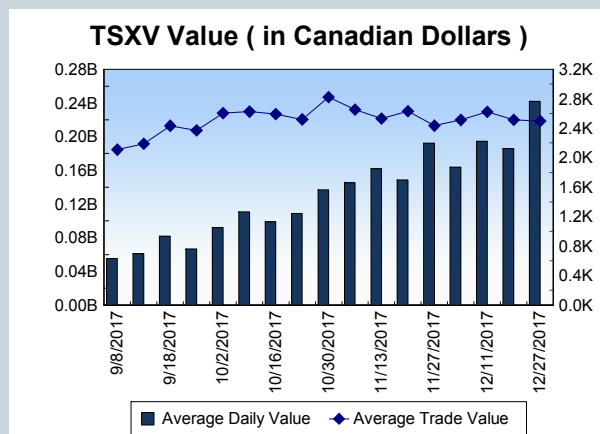
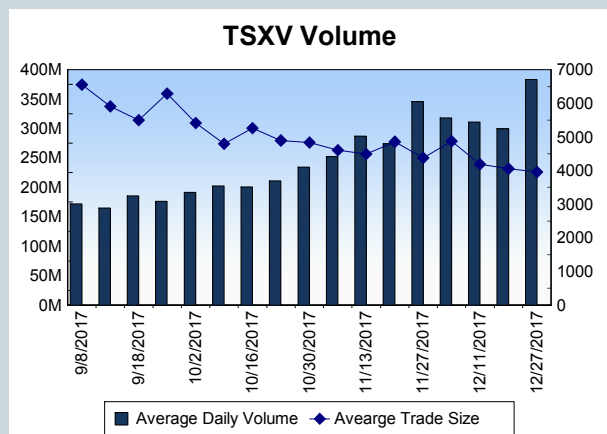
Block Trades	Non Block Trades
1,210	740,065

Top 5 Block Trade Brokers by Volume	
Broker	TSX Block Volume
CIBC WORLD MARKETS INC.	13,480,100
BMO NESBITT BURNS INC.	10,749,800
RBC CAPITAL MARKETS	8,677,700
NATIONAL BANK FINANCIAL	6,715,600
UBS SECURITIES CANADA IN	6,352,500

Top 5 Block Trade Symbols by Volume	
Symbol	TSX Block Volume
POT	17,356,200
OTEX	9,764,300
AGU	3,356,300
ACB	1,954,100
XIU	913,700

TSXV	
Daily Volume	390,169,623
Daily Value	\$275,401,352
Daily Trades	105,728
Daily Symbols Traded	1,325

TSXV ANONYMOUS TRADING	
Daily Volume	101,261,761
Daily Value	\$58,209,783
Average Trade Size	4,464
% TSXV Volume	25.95%



Top 20 TSXV Symbols by Volume		
Symbol	TSXV Volume	TSXV Value
LTX	21,404,487	\$1,272,123
TOM	13,465,657	\$431,608
KALY	11,344,252	\$5,506,766
CBW	9,703,438	\$16,729,732
TGX	8,560,650	\$71,802
FIRE	8,463,365	\$19,302,625
EBY	8,200,358	\$215,667
SDE	7,557,509	\$191,458
MOO	7,287,533	\$109,804
ABR	6,851,795	\$806,166
LG	5,691,704	\$2,760,142
OGI	5,557,631	\$23,463,272
RVV	5,198,697	\$2,237,095
MJN	5,066,008	\$48,662,275
ELT	4,528,300	\$96,373
PHM	4,486,620	\$802,435
EMC	4,180,335	\$9,735,618
SHL	4,073,532	\$102,788
LTV	4,019,921	\$1,305,056
THCX	3,754,868	\$15,720,581

Top 20 TSXV Symbols by Value		
Symbol	TSXV Volume	TSXV Value
MJN	5,066,008	\$48,662,275
OGI	5,557,631	\$23,463,272
FIRE	8,463,365	\$19,302,625
CBW	9,703,438	\$16,729,732
EMH	3,059,525	\$16,398,400
THCX	3,754,868	\$15,720,581
EMC	4,180,335	\$9,735,618
WMD	2,693,401	\$6,698,558
RTI	3,441,549	\$6,132,257
KALY	11,344,252	\$5,506,766
HIVE	1,419,117	\$4,835,431
ABCN	2,424,684	\$3,806,459
BLOC	2,149,739	\$3,753,430
HVST	2,650,666	\$3,452,304
IMH	2,121,976	\$3,406,489
SCYB	195,080	\$3,047,332
LG	5,691,704	\$2,760,142
MGW	3,549,661	\$2,729,803
BTL	197,724	\$2,542,535
NINE	825,008	\$2,355,346

Dark TSX/TSXV Trading			
Volume	9,410,020	Daily Trades	28,240
Value	168,049,606	Daily Symbols Traded	928