



January 4, 2018

For more information, email trading_sales@tsx.com
 Visit our blog at <http://exchange.tmx.com/>

Indices	January 4 Close	Previous Close	Change	% Change
S&P/TSX Composite Index	16,412.94			%
S&P/TSX 60 Index	974.34			%
S&P/TSX Venture Composite	880.38			%
S&P/TSX Completion Index	1,012.89			%
S&P/TSX Smallcap Index	668.68			%

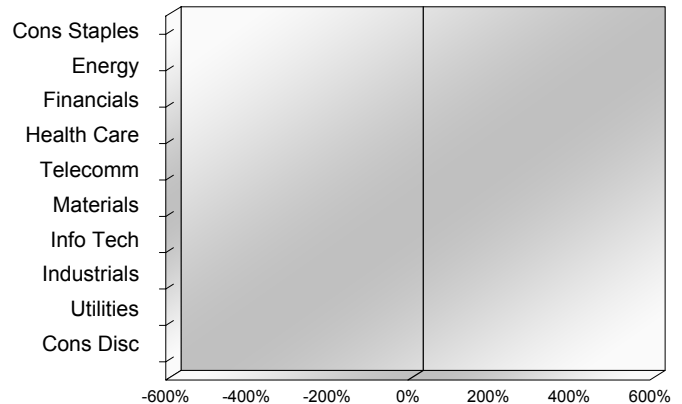
S&P/TSX Composite Index		
Advancers	Decliners	Unchanged
0	0	0

S&P/TSX Composite Index			
Top 10 Index Contributors		Top 10 Index Detractors	
Constituent	Index Contribution	Constituent	Index Contribution

S&P/TSX Composite Index			
Top 10 Advancers		Top 10 Decliners	
Constituent	Return	Constituent	Return
	%		%

S&P/TSX Composite Index				
Sector	# of Index Constituents	Weight	Market Cap (\$B)	Index Contribution
Consumer Staples	11	%	\$81.84	
Energy	50	%	\$453.23	
Financials	27	%	\$781.83	
Health Care	7	%	\$23.14	
Telecommunication Services	3	%	\$104.09	
Materials	54	%	\$264.46	
Information Technology	12	%	\$73.35	
Industrials	27	%	\$214.39	
Utilities	15	%	\$82.79	
Consumer Discretionary	22	%	\$122.71	
S&P/TSX Composite Index	228	%	\$2,201.82	

S&P/TSX Composite Index - Sectors Returns



This report is published by TSX Inc. TSX Inc. does not guarantee either the completeness or the accuracy of this information. The information contained in this report is provided for informational purposes only and you agree not to rely upon the information contained in this report for any trading, business or financial purpose. These sheets are printed in Canada and issued by TSX Inc. under the express condition, to which everyone receiving or making use thereof assents, that no liability shall be incurred by TSX Inc. or its affiliated companies or any other vendor or donor, including, without limitation, for reliance on or for any errors or inaccuracies in this report. Neither TMX Group Limited, TSX Inc., nor any of their affiliated companies, guarantees the completeness of the information contained in this document and are not responsible for any errors or omission in or your use of, or reliance on, the information. This publication is under copyright. © 2015 TSX Inc. All rights reserved. Do not copy, distribute, sell or modify this publication without the prior written consent of TSX Inc. www.tmx.com/trading

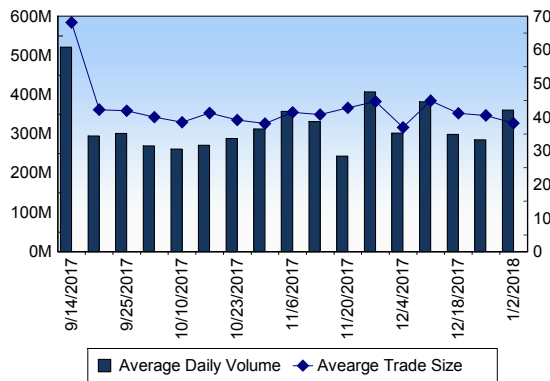
TSX

Daily Volume	384,239,683
Daily Value	\$6,955,322,521
Daily Trades	997,030
Daily Symbols Traded	1,857

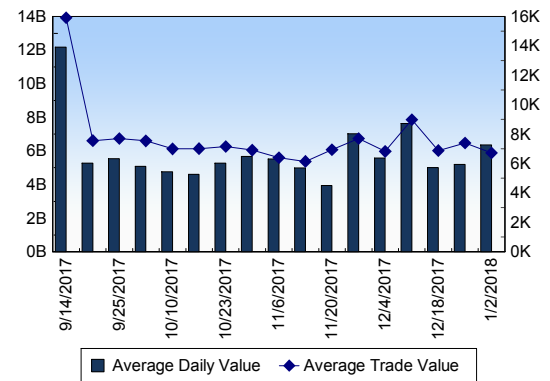
TSX ANONYMOUS TRADING

Daily Volume	106,538,760
Daily Value	\$2,110,438,552
Average Trade Size	325
% TSX Volume	27.73 %

TSX Volume



TSX Value (in Canadian Dollars)



Top 20 TSX Symbols by Volume

Symbol	TSX Volume	TSX Value
ACB	57,919,887	\$753,097,719
WEED	14,403,762	\$465,136,252
APH	9,902,326	\$187,327,392
FT	9,070,063	\$3,018,501
HNU	9,040,445	\$39,215,690
BBD.B	8,187,937	\$23,461,781
EFN	7,962,120	\$75,114,146
BB	4,617,615	\$77,882,976
ECA	4,529,964	\$76,755,157
HMMJ	3,558,356	\$76,767,062
CVE	3,467,299	\$44,880,523
MFC	3,460,892	\$92,254,918
CPG	3,449,983	\$35,896,803
CM	3,401,487	\$421,054,869
BTE	3,265,380	\$13,340,912
KAT	3,001,458	\$7,783,638
PD	2,995,534	\$12,388,432
PLI	2,955,866	\$4,573,440
TD	2,878,763	\$214,809,895
BIR	2,872,524	\$11,834,568

Top 20 TSX Symbols by Value

Symbol	TSX Volume	TSX Value
ACB	57,919,887	\$753,097,719
WEED	14,403,762	\$465,136,252
CM	3,401,487	\$421,054,869
RY	2,218,080	\$232,139,736
TD	2,878,763	\$214,809,895
APH	9,902,326	\$187,327,392
BNS	1,648,328	\$135,008,280
SU	2,566,643	\$121,297,580
BMO	1,111,592	\$112,775,220
CNQ	2,390,814	\$111,079,882
CNR	944,421	\$99,412,508
ENB	1,862,324	\$94,797,325
MFC	3,460,892	\$92,254,918
BB	4,617,615	\$77,882,976
NTR	1,113,855	\$77,348,852
HMMJ	3,558,356	\$76,767,062
ECA	4,529,964	\$76,755,157
EFN	7,962,120	\$75,114,146
NA	1,083,264	\$68,354,564
TRP	1,012,135	\$62,610,525

ETF Trading

Daily Volume	27,986,489	Average Trade Value	\$9,083
Daily Value	\$409,702,017	Average Trade Size	620
# Trades	45,106	# of ETFs Traded	492

Top 10 ETFs by TSX Volume

Symbol	Market Volume	Market Value
HNU	9,040,445	\$39,215,690
HMMJ	3,558,356	\$76,767,062
XEG	1,487,069	\$18,844,390
XIU	1,168,386	\$28,585,393
ZCS	1,126,442	\$15,883,550
HOU	836,167	\$7,411,437
HND	824,322	\$11,557,841
ZEB	802,501	\$24,090,671
HOD	727,873	\$4,969,850
HXD	596,342	\$3,337,316

Top 10 ETFs by TSX Value

Symbol	Market Volume	Market Value
HMMJ	3,558,356	\$76,767,062
HNU	9,040,445	\$39,215,690
XIU	1,168,386	\$28,585,393
ZEB	802,501	\$24,090,671
XEG	1,487,069	\$18,844,390
ZCS	1,126,442	\$15,883,550
HND	824,322	\$11,557,841
HOU	836,167	\$7,411,437
XFN	160,792	\$6,259,643
XSP	170,715	\$5,281,255

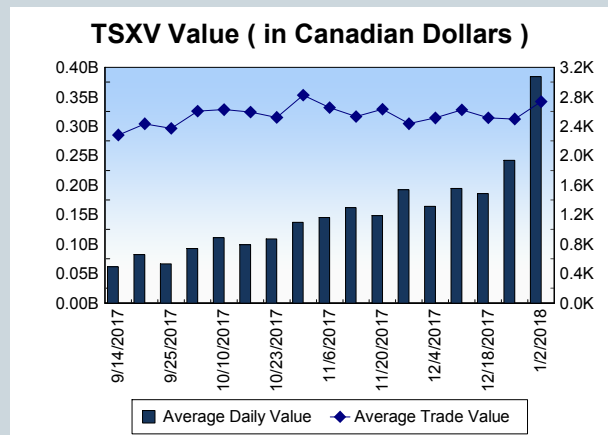
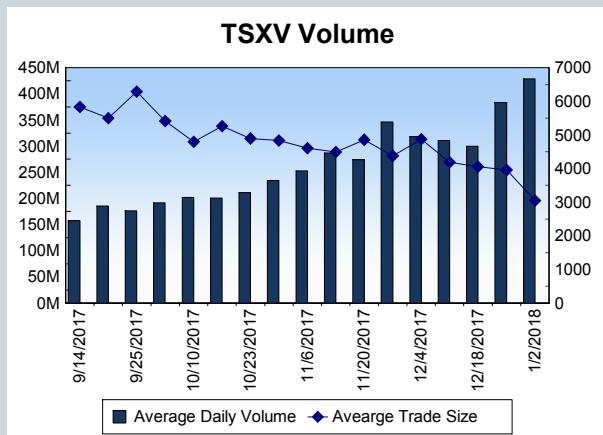
Block Trades	Non Block Trades
961	996,069

Top 5 Block Trade Brokers by Volume	
Broker	TSX Block Volume
TD SECURITIES INC.	11,152,800
CREDIT SUISSE SECURITIES	7,415,800
NATIONAL BANK FINANCIAL	6,047,100
CIBC WORLD MARKETS INC.	5,427,900
SCOTIA CAPITAL INC.	4,758,700

Top 5 Block Trade Symbols by Volume	
Symbol	TSX Block Volume
EFN	6,073,500
HNU	2,616,800
ACB	2,565,500
CM	2,147,300
PUR	1,698,500

TSXV	
Daily Volume	410,488,860
Daily Value	\$387,300,302
Daily Trades	147,504
Daily Symbols Traded	1,298

TSXV ANONYMOUS TRADING	
Daily Volume	121,638,042
Daily Value	\$101,313,639
Average Trade Size	3,311
% TSXV Volume	29.63%



Top 20 TSXV Symbols by Volume		
Symbol	TSXV Volume	TSXV Value
AXQ	24,975,723	\$2,845,559
CBW	23,050,659	\$60,891,629
HIP	14,796,641	\$15,673,138
MGW	12,014,504	\$20,241,658
FIRE	11,524,396	\$35,045,389
JP	10,792,630	\$640,702
ZMA	7,462,071	\$642,863
KALY	6,991,082	\$3,207,518
TGX	6,154,985	\$61,475
TOM	5,732,251	\$244,388
EBY	5,680,001	\$143,329
CXV	5,674,484	\$678,185
EMH	5,279,707	\$37,365,478
OGI	5,275,341	\$24,234,784
LIC	4,524,955	\$753,124
ABCN	4,292,548	\$7,650,375
PHM	4,249,100	\$799,052
RVV	4,247,980	\$1,983,388
CPO	4,234,977	\$1,279,270
SAH	4,001,750	\$149,410

Top 20 TSXV Symbols by Value		
Symbol	TSXV Volume	TSXV Value
CBW	23,050,659	\$60,891,629
EMH	5,279,707	\$37,365,478
FIRE	11,524,396	\$35,045,389
MJN	3,471,011	\$33,849,579
OGI	5,275,341	\$24,234,784
MGW	12,014,504	\$20,241,658
THCX	3,646,600	\$15,898,535
HIP	14,796,641	\$15,673,138
ABCN	4,292,548	\$7,650,375
WMD	2,575,095	\$7,138,166
HVST	3,963,941	\$5,687,488
EMC	2,383,810	\$5,447,413
HIVE	1,502,378	\$4,969,735
CBW.WT	3,819,235	\$4,358,792
TBP	2,885,234	\$3,769,298
BLOC	2,269,176	\$3,625,029
RTI	2,107,030	\$3,562,148
KALY	6,991,082	\$3,207,518
IMH	1,835,662	\$3,086,202
AXQ	24,975,723	\$2,845,559

Dark TSX/TSXV Trading			
Volume	23,829,040	Daily Trades	59,571
Value	441,219,491	Daily Symbols Traded	1,025