



January 18, 2018

For more information, email trading_sales@tsx.com
 Visit our blog at <http://exchange.tmx.com/>

Indices	January 18 Close	Previous Close	Change	% Change
S&P/TSX Composite Index	16,284.47			%
S&P/TSX 60 Index	966.08			%
S&P/TSX Venture Composite	876.79			%
S&P/TSX Completion Index	1,007.03			%
S&P/TSX Smallcap Index	660.59			%

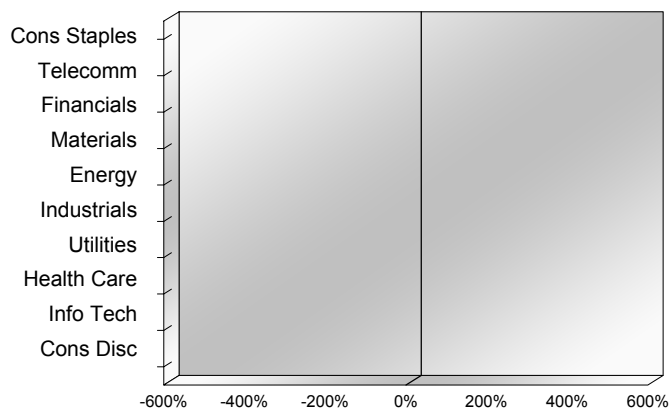
S&P/TSX Composite Index		
Advancers	Decliners	Unchanged
0	0	0

S&P/TSX Composite Index			
Top 10 Index Contributors		Top 10 Index Detractors	
Constituent	Index Contribution	Constituent	Index Contribution

S&P/TSX Composite Index			
Top 10 Advancers		Top 10 Decliners	
Constituent	Return	Constituent	Return
	%		%

S&P/TSX Composite Index				
Sector	# of Index Constituents	Weight	Market Cap (\$B)	Index Contribution
Consumer Staples	11	%	\$81.68	
Telecommunication Services	3	%	\$102.17	
Financials	27	%	\$784.39	
Materials	54	%	\$260.80	
Energy	50	%	\$442.48	
Industrials	27	%	\$210.39	
Utilities	15	%	\$82.29	
Health Care	7	%	\$23.96	
Information Technology	12	%	\$74.63	
Consumer Discretionary	22	%	\$121.67	
S&P/TSX Composite Index	228	%	\$2,184.46	

S&P/TSX Composite Index - Sectors Returns



This report is published by TSX Inc. TSX Inc. does not guarantee either the completeness or the accuracy of this information. The information contained in this report is provided for informational purposes only and you agree not to rely upon the information contained in this report for any trading, business or financial purpose. These sheets are printed in Canada and issued by TSX Inc. under the express condition, to which everyone receiving or making use thereof assents, that no liability shall be incurred by TSX Inc. or its affiliated companies or any other vendor or donor, including, without limitation, for reliance on or for any errors or inaccuracies in this report. Neither TMX Group Limited, TSX Inc., nor any of their affiliated companies, guarantees the completeness of the information contained in this document and are not responsible for any errors or omission in or your use of, or reliance on, the information. This publication is under copyright. © 2015 TSX Inc. All rights reserved. Do not copy, distribute, sell or modify this publication without the prior written consent of TSX Inc. www.tmx.com/trading

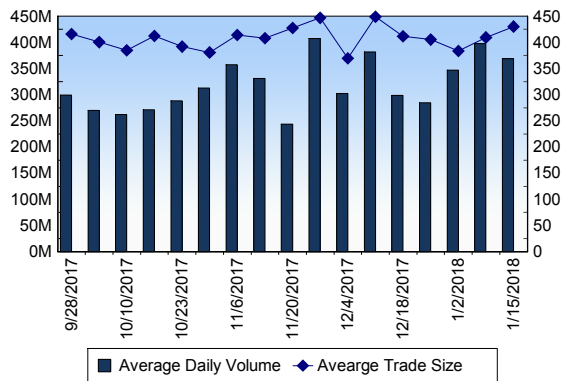
TSX

Daily Volume	365,164,935
Daily Value	\$6,811,826,521
Daily Trades	898,517
Daily Symbols Traded	1,915

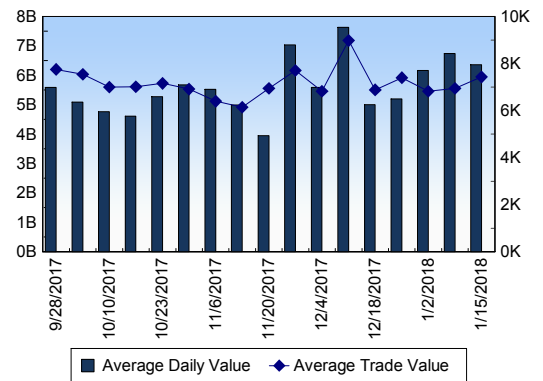
TSX ANONYMOUS TRADING

Daily Volume	124,449,782
Daily Value	\$2,595,477,889
Average Trade Size	343
% TSX Volume	34.08 %

TSX Volume



TSX Value (in Canadian Dollars)



Top 20 TSX Symbols by Volume

Symbol	TSX Volume	TSX Value
ACB	25,908,986	\$329,634,608
BBD.B	9,933,879	\$31,050,583
NEXT	6,524,306	\$796,062
WEED	6,510,587	\$239,005,188
NMX	6,059,073	\$11,041,741
LUN	5,135,013	\$45,846,672
HBM	4,102,743	\$47,956,634
BTO	4,082,092	\$15,672,966
TD	4,073,899	\$300,288,734
TCW	4,019,715	\$15,505,059
TV	3,812,938	\$5,859,718
APH	3,542,560	\$77,344,363
BIR	3,531,238	\$11,662,229
LAC	3,453,808	\$32,367,275
HNU	3,425,534	\$15,499,370
BTE	3,406,923	\$14,064,618
CGX	3,390,228	\$100,403,081
G	3,367,861	\$61,019,191
ABX	3,303,326	\$59,295,784
EFN	3,264,274	\$29,008,831

Top 20 TSX Symbols by Value

Symbol	TSX Volume	TSX Value
ACB	25,908,986	\$329,634,608
TD	4,073,899	\$300,288,734
RY	2,507,180	\$267,954,207
WEED	6,510,587	\$239,005,188
BMO	1,859,271	\$193,210,067
CNR	1,682,160	\$168,266,679
BNS	1,820,632	\$148,605,153
CM	1,087,846	\$133,364,968
TRP	2,088,598	\$124,969,895
ENB	2,469,100	\$121,912,423
SU	2,434,961	\$114,805,054
CGX	3,390,228	\$100,403,081
CNQ	2,197,539	\$99,520,069
TECK.B	2,265,855	\$82,671,533
CP	360,384	\$81,542,284
BCE	1,373,120	\$79,397,070
APH	3,542,560	\$77,344,363
MFC	2,822,394	\$77,026,397
MG	908,087	\$67,112,858
SLF	1,210,835	\$65,902,493

ETF Trading

Daily Volume	24,886,621	Average Trade Value	\$9,552
Daily Value	\$429,328,868	Average Trade Size	554
# Trades	44,947	# of ETFs Traded	510

Top 10 ETFs by TSX Volume

Symbol	Market Volume	Market Value
HNU	3,425,534	\$15,499,370
HND	2,559,619	\$32,920,234
XIU	2,285,525	\$55,633,616
XEG	1,614,974	\$20,249,008
HMMJ	1,225,581	\$27,111,485
HOU	1,146,658	\$10,785,428
HVU	922,973	\$15,389,544
HGU	623,534	\$8,112,310
XGD	596,362	\$7,409,555
XRE	533,388	\$8,889,815

Top 10 ETFs by TSX Value

Symbol	Market Volume	Market Value
XIU	2,285,525	\$55,633,616
HND	2,559,619	\$32,920,234
HMMJ	1,225,581	\$27,111,485
XEG	1,614,974	\$20,249,008
HNU	3,425,534	\$15,499,370
HVU	922,973	\$15,389,544
ZEB	392,833	\$11,896,481
HOU	1,146,658	\$10,785,428
HXT	318,593	\$10,746,049
XRE	533,388	\$8,889,815

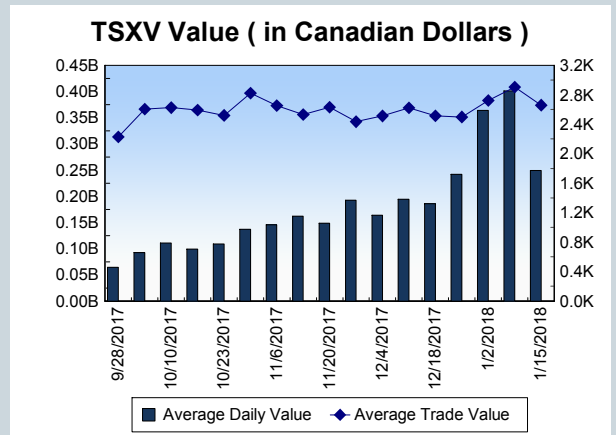
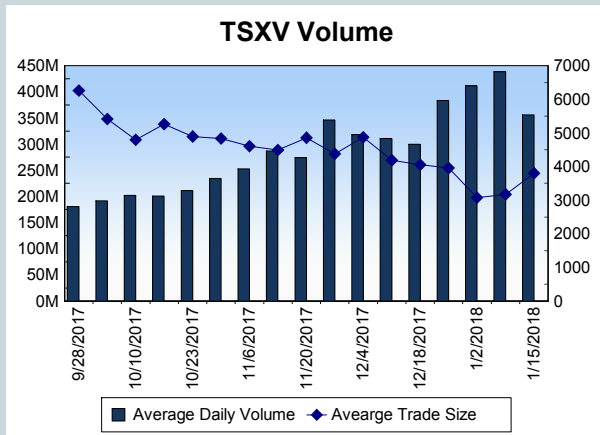
Block Trades	Non Block Trades
1,350	897,167

Top 5 Block Trade Brokers by Volume	
Broker	TSX Block Volume
TD SECURITIES INC.	18,971,800
CIBC WORLD MARKETS INC.	11,400,300
NATIONAL BANK FINANCIAL	8,950,500
SCOTIA CAPITAL INC.	6,642,500
BMO NESBITT BURNS INC.	4,526,400

Top 5 Block Trade Symbols by Volume	
Symbol	TSX Block Volume
BBD.B	4,786,000
CGX	2,530,200
LUN	2,417,500
TD	2,375,700
EFN	2,352,800

TSXV	
Daily Volume	340,087,592
Daily Value	\$216,490,752
Daily Trades	83,864
Daily Symbols Traded	1,332

TSXV ANONYMOUS TRADING	
Daily Volume	115,994,519
Daily Value	\$69,868,023
Average Trade Size	4,795
% TSXV Volume	34.11%



Top 20 TSXV Symbols by Volume		
Symbol	TSXV Volume	TSXV Value
HIP	24,757,059	\$34,384,132
SRJ	13,669,689	\$1,634,853
WKG	7,924,856	\$285,021
SOLR	6,962,180	\$554,796
IO	6,585,227	\$551,389
CBW	6,527,952	\$15,295,117
ICM	6,473,642	\$1,240,410
MVY	4,684,091	\$602,753
LG	4,632,478	\$2,597,371
GRAT	3,980,524	\$821,072
CUV	3,742,451	\$1,018,910
EBY	3,382,357	\$102,487
ELT	3,359,389	\$67,188
ZMA	3,353,874	\$350,489
MLG	3,062,602	\$810,829
AU	2,853,118	\$2,469,882
LTV	2,842,631	\$933,398
HIVE	2,631,606	\$8,345,920
SHL	2,583,490	\$109,743
MKT	2,460,297	\$256,984

Top 20 TSXV Symbols by Value		
Symbol	TSXV Volume	TSXV Value
HIP	24,757,059	\$34,384,132
EMH	2,426,047	\$17,183,956
CBW	6,527,952	\$15,295,117
HIVE	2,631,606	\$8,345,920
MJN	807,346	\$8,126,651
THCX	1,696,564	\$7,323,414
NUU	1,133,764	\$6,428,090
OGI	1,062,850	\$5,165,496
ABCN	1,850,318	\$4,614,444
FIRE	1,152,200	\$3,032,563
BLOC	1,643,588	\$2,942,965
HVST	1,686,863	\$2,643,583
LG	4,632,478	\$2,597,371
NLC	1,212,394	\$2,492,539
LIX	1,023,833	\$2,488,341
AU	2,853,118	\$2,469,882
RTI	1,430,308	\$2,455,411
FLT	1,283,945	\$2,364,290
BTL	179,674	\$2,112,692
WMD	693,218	\$1,818,636

Dark TSX/TSXV Trading			
Volume	12,517,070	Daily Trades	37,169
Value	251,529,350	Daily Symbols Traded	1,078