



March 19, 2018

For more information, email trading_sales@tsx.com
 Visit our blog at <http://exchange.tmx.com/>

Indices	March 19 Close	Previous Close	Change	% Change
S&P/TSX Composite Index	15,589.39			%
S&P/TSX 60 Index	922.97			%
S&P/TSX Venture Composite	835.44			%
S&P/TSX Completion Index	970.24			%
S&P/TSX Smallcap Index	618.05			%

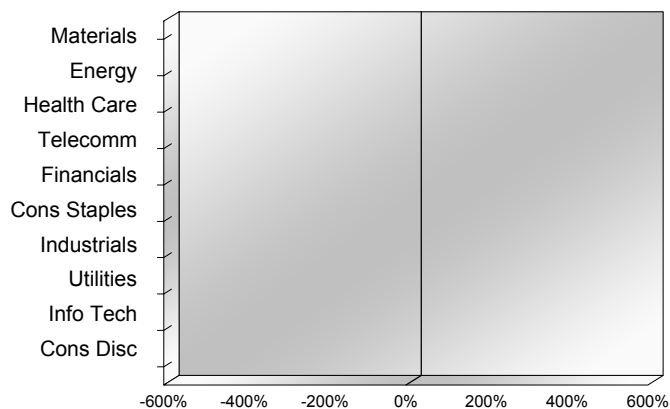
S&P/TSX Composite Index		
Advancers	Decliners	Unchanged
0	0	0

S&P/TSX Composite Index			
Top 10 Index Contributors		Top 10 Index Detractors	
Constituent	Index Contribution	Constituent	Index Contribution

S&P/TSX Composite Index			
Top 10 Advancers		Top 10 Decliners	
Constituent	Return	Constituent	Return
	%		%

S&P/TSX Composite Index				
Sector	# of Index Constituents	Weight	Market Cap (\$B)	Index Contribution
Materials	53	%	\$249.36	
Energy	49	%	\$388.39	
Health Care	9	%	\$27.23	
Telecommunication Services	3	%	\$98.99	
Financials	27	%	\$761.14	
Consumer Staples	11	%	\$79.43	
Industrials	27	%	\$209.15	
Utilities	15	%	\$78.83	
Information Technology	12	%	\$85.61	
Consumer Discretionary	22	%	\$117.43	
S&P/TSX Composite Index	228	%	\$2,095.55	

S&P/TSX Composite Index - Sectors Returns



This report is published by TSX Inc. TSX Inc. does not guarantee either the completeness or the accuracy of this information. The information contained in this report is provided for informational purposes only and you agree not to rely upon the information contained in this report for any trading, business or financial purpose. These sheets are printed in Canada and issued by TSX Inc. under the express condition, to which everyone receiving or making use thereof assents, that no liability shall be incurred by TSX Inc. or its affiliated companies or any other vendor or donor, including, without limitation, for reliance on or for any errors or inaccuracies in this report. Neither TMX Group Limited, TSX Inc., nor any of their affiliated companies, guarantees the completeness of the information contained in this document and are not responsible for any errors or omission in or your use of, or reliance on, the information. This publication is under copyright. © 2015 TSX Inc. All rights reserved. Do not copy, distribute, sell or modify this publication without the prior written consent of TSX Inc. www.tmx.com/trading

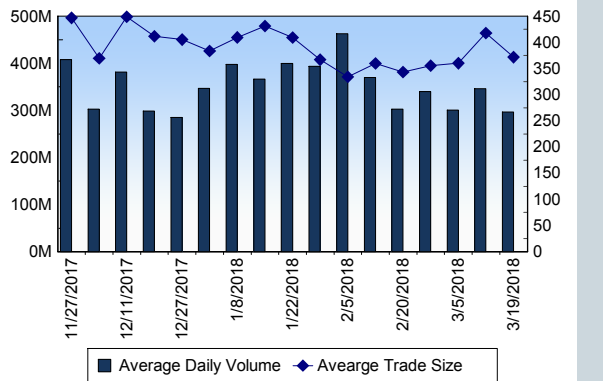
TSX

Daily Volume	297,006,596
Daily Value	\$5,523,608,466
Daily Trades	799,074
Daily Symbols Traded	1,888

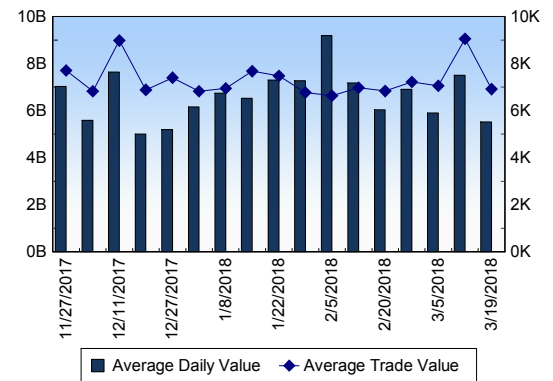
TSX ANONYMOUS TRADING

Daily Volume	116,801,131
Daily Value	\$2,278,298,462
Average Trade Size	335
% TSX Volume	39.33 %

TSX Volume



TSX Value (in Canadian Dollars)



Top 20 TSX Symbols by Volume

Symbol	TSX Volume	TSX Value
ACB	9,627,152	\$105,091,614
BBD.B	8,075,253	\$30,494,284
NVCN	7,900,593	\$1,357,219
KDX	7,684,488	\$22,555,725
WEED	5,777,831	\$193,320,419
BTO	5,680,759	\$20,762,688
EFN	5,550,284	\$22,381,198
APH	4,669,859	\$69,317,429
AIM	4,208,066	\$8,056,909
ENB	4,109,463	\$165,390,406
TD	3,561,926	\$269,276,577
CVE	3,392,266	\$37,125,088
TMD	3,119,526	\$964,248
XIU	3,117,695	\$72,259,943
MFC	2,991,675	\$72,520,943
ECA	2,804,030	\$40,259,069
BNP	2,681,698	\$3,361,728
BB	2,499,038	\$41,566,618
NMX	2,405,222	\$3,484,965
SU	2,242,918	\$94,754,535

Top 20 TSX Symbols by Value

Symbol	TSX Volume	TSX Value
TD	3,561,926	\$269,276,577
WEED	5,777,831	\$193,320,419
RY	1,750,091	\$178,331,489
BNS	2,138,781	\$175,708,652
ENB	4,109,463	\$165,390,406
BMO	1,574,101	\$154,967,434
CM	1,077,879	\$126,125,172
ACB	9,627,152	\$105,091,614
TRP	1,779,454	\$97,575,500
SU	2,242,918	\$94,754,535
MG	1,278,373	\$92,276,806
NTR	1,351,579	\$86,216,259
CNR	905,588	\$86,182,580
MFC	2,991,675	\$72,520,943
XIU	3,117,695	\$72,259,943
APH	4,669,859	\$69,317,429
TECK.B	1,903,598	\$65,941,582
SHOP	343,425	\$65,166,023
NA	953,437	\$60,435,634
PPL	1,467,101	\$59,851,853

ETF Trading

Daily Volume	23,527,132	Average Trade Value	\$10,711
Daily Value	\$454,682,949	Average Trade Size	554
# Trades	42,450	# of ETFs Traded	523

Top 10 ETFs by TSX Volume

Symbol	Market Volume	Market Value
XIU	3,117,695	\$72,259,943
ZAG	1,548,620	\$23,895,584
HOD	1,473,125	\$9,616,522
HOU	1,156,549	\$10,242,966
HNU	1,093,951	\$3,938,282
ZEB	1,085,184	\$32,008,016
HVU	1,050,325	\$26,714,198
XEG	979,941	\$10,776,551
HVI	845,254	\$1,836,227
XSP	682,683	\$21,058,404

Top 10 ETFs by TSX Value

Symbol	Market Volume	Market Value
XIU	3,117,695	\$72,259,943
ZEB	1,085,184	\$32,008,016
HVU	1,050,325	\$26,714,198
ZAG	1,548,620	\$23,895,584
XSP	682,683	\$21,058,404
XFN	501,390	\$19,037,198
HXU	464,813	\$15,784,793
HXT	424,425	\$13,723,662
XEG	979,941	\$10,776,551
HOU	1,156,549	\$10,242,966

Block Trades

776

Non Block Trades

798,298

Top 5 Block Trade Brokers by Volume

Broker	TSX Block Volume
TD SECURITIES INC.	9,941,700
BMO NESBITT BURNS INC.	8,561,200
MORGAN STANLEY CANADA	4,316,800
CIBC WORLD MARKETS INC.	4,062,000
CREDIT SUISSE SECURITIES	3,980,100

Top 5 Block Trade Symbols by Volume

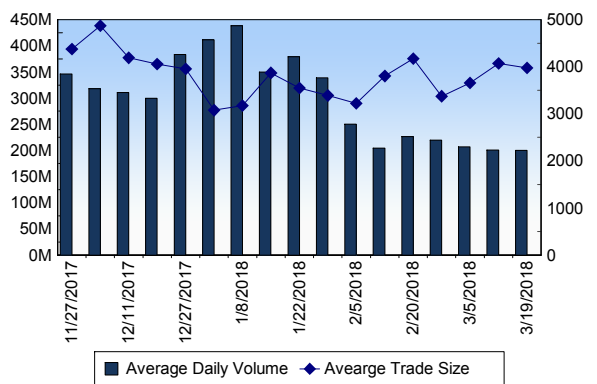
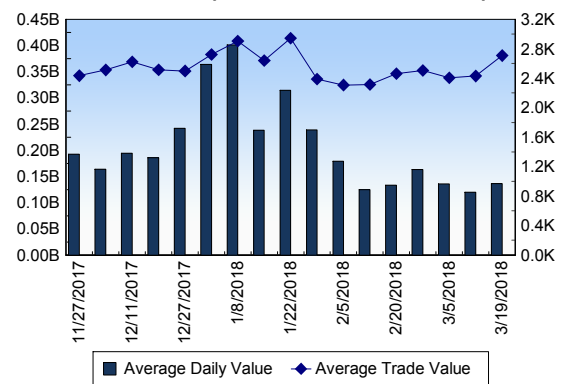
Symbol	TSX Block Volume
BBD.B	3,778,700
ACB	2,527,800
EFN	2,426,600
TMD	1,584,000
ZAG	1,473,600

TSXV

Daily Volume	200,141,256
Daily Value	\$136,329,195
Daily Trades	50,346
Daily Symbols Traded	1,226

TSXV ANONYMOUS TRADING

Daily Volume	75,212,736
Daily Value	\$64,102,814
Average Trade Size	3,775
% TSXV Volume	37.58%

TSXV Volume

TSXV Value (in Canadian Dollars)

Top 20 TSXV Symbols by Volume

Symbol	TSXV Volume	TSXV Value
NGH.H	15,426,671	\$715,243
HIP.WT	6,323,817	\$954,174
DM	4,149,820	\$632,285
HIP	3,850,187	\$4,889,319
CBW	3,678,382	\$6,716,287
CRON	3,309,703	\$37,409,948
CQR	3,290,000	\$119,880
NXT	3,228,397	\$647,130
KASH	3,009,621	\$984,664
TZM.H	2,792,500	\$27,928
ATE	2,685,997	\$924,153
JET	2,564,068	\$1,878,695
PHM	2,535,724	\$232,346
GRAT	2,506,042	\$275,036
XOP	2,145,955	\$21,560
RYU	2,084,957	\$497,696
BOR	2,022,600	\$58,088
KALY	1,898,063	\$607,716
AIS	1,796,759	\$862,216
RTI	1,633,008	\$2,624,920

Top 20 TSXV Symbols by Value

Symbol	TSXV Volume	TSXV Value
CRON	3,309,703	\$37,409,948
CBW	3,678,382	\$6,716,287
OGI	1,170,264	\$5,530,602
EMH	878,933	\$5,181,734
HIP	3,850,187	\$4,889,319
KBLT	227,501	\$2,967,305
THCX	696,795	\$2,850,499
RTI	1,633,008	\$2,624,920
ABCN	1,049,507	\$2,367,859
PEO	295,943	\$2,056,532
JET	2,564,068	\$1,878,695
NVO	327,140	\$1,757,786
RHT	746,243	\$1,653,405
BTL	267,672	\$1,653,232
HIVE	1,099,807	\$1,487,346
FIRE	748,768	\$1,479,042
FLT	773,755	\$1,352,665
TBP	1,179,108	\$1,155,303
ML	371,335	\$1,113,720
SCYB	45,951	\$1,104,228

Dark TSX/TSXV Trading

Volume	10,804,150	Daily Trades	30,582
Value	200,534,776	Daily Symbols Traded	1,061