



March 20, 2018

For more information, email trading_sales@tsx.com
 Visit our blog at <http://exchange.tmx.com/>

Indices	March 20 Close	Previous Close	Change	% Change
S&P/TSX Composite Index	15,616.36			%
S&P/TSX 60 Index	923.47			%
S&P/TSX Venture Composite	831.21			%
S&P/TSX Completion Index	975.49			%
S&P/TSX Smallcap Index	618.57			%

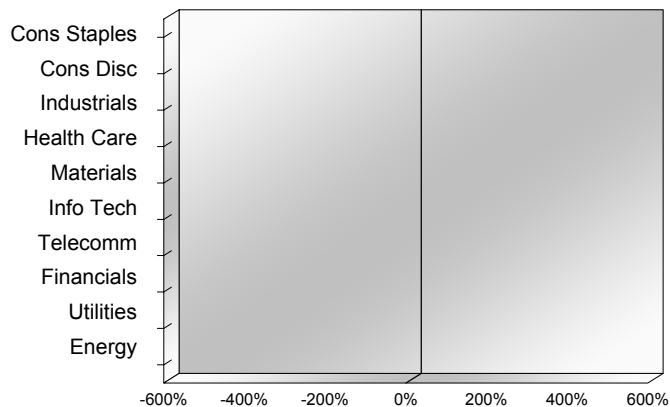
S&P/TSX Composite Index		
Advancers	Decliners	Unchanged
0	0	0

S&P/TSX Composite Index			
Top 10 Index Contributors		Top 10 Index Detractors	
Constituent	Index Contribution	Constituent	Index Contribution

S&P/TSX Composite Index			
Top 10 Advancers		Top 10 Decliners	
Constituent	Return	Constituent	Return
	%		%

S&P/TSX Composite Index				
Sector	# of Index Constituents	Weight	Market Cap (\$B)	Index Contribution
Consumer Staples	11	%	\$78.14	
Consumer Discretionary	22	%	\$118.74	
Industrials	27	%	\$210.25	
Health Care	9	%	\$26.73	
Materials	53	%	\$246.02	
Information Technology	12	%	\$87.14	
Telecommunication Services	3	%	\$99.08	
Financials	27	%	\$764.86	
Utilities	15	%	\$79.09	
Energy	49	%	\$389.08	
S&P/TSX Composite Index	228	%	\$2,099.13	

S&P/TSX Composite Index - Sectors Returns



This report is published by TSX Inc. TSX Inc. does not guarantee either the completeness or the accuracy of this information. The information contained in this report is provided for informational purposes only and you agree not to rely upon the information contained in this report for any trading, business or financial purpose. These sheets are printed in Canada and issued by TSX Inc. under the express condition, to which everyone receiving or making use thereof assents, that no liability shall be incurred by TSX Inc. or its affiliated companies or any other vendor or donor, including, without limitation, for reliance on or for any errors or inaccuracies in this report. Neither TMX Group Limited, TSX Inc., nor any of their affiliated companies, guarantees the completeness of the information contained in this document and are not responsible for any errors or omission in or your use of, or reliance on, the information. This publication is under copyright. © 2015 TSX Inc. All rights reserved. Do not copy, distribute, sell or modify this publication without the prior written consent of TSX Inc. www.tmx.com/trading

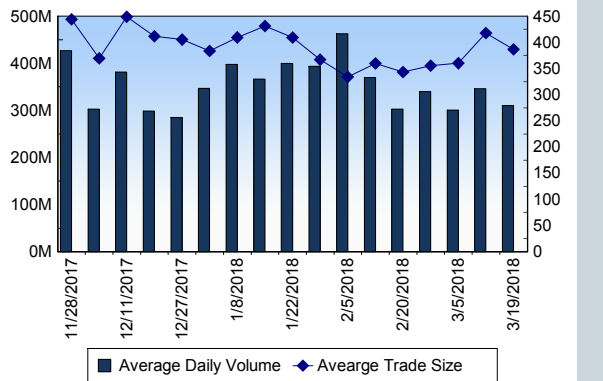
TSX

Daily Volume	323,841,382
Daily Value	\$6,454,158,607
Daily Trades	806,185
Daily Symbols Traded	1,836

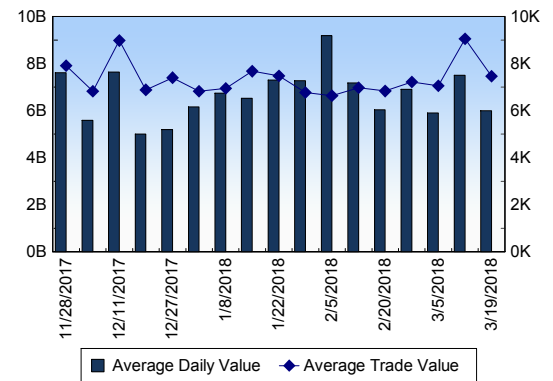
TSX ANONYMOUS TRADING

Daily Volume	106,072,357
Daily Value	\$2,197,029,923
Average Trade Size	299
% TSX Volume	32.75 %

TSX Volume



TSX Value (in Canadian Dollars)



Top 20 TSX Symbols by Volume

Symbol	TSX Volume	TSX Value
FM	9,506,067	\$187,350,543
ACB	8,599,712	\$89,888,021
BBD.B	6,712,303	\$25,132,701
AIM	5,999,281	\$12,427,423
NVCN	5,384,293	\$789,658
BIR	5,245,752	\$18,213,092
TCW	4,862,126	\$15,420,418
ENB	4,231,577	\$167,235,555
MFC	4,198,082	\$103,538,843
WEED	4,091,009	\$136,391,490
ECA	3,725,527	\$54,394,052
BB	3,573,298	\$61,491,931
LUN	3,491,780	\$30,353,993
ABX	3,321,612	\$52,222,301
APH	3,315,676	\$48,049,028
EFN	3,301,416	\$13,569,881
ATD.B	3,273,409	\$195,121,000
WCP	3,243,342	\$25,097,331
ELD	3,187,527	\$4,375,454
IVN	3,091,161	\$8,599,525

Top 20 TSX Symbols by Value

Symbol	TSX Volume	TSX Value
TD	2,819,694	\$214,800,879
ATD.B	3,273,409	\$195,121,000
FM	9,506,067	\$187,350,543
ENB	4,231,577	\$167,235,555
CM	1,410,080	\$165,435,756
BMO	1,665,830	\$165,161,960
TRP	3,024,125	\$162,074,032
RY	1,496,030	\$153,405,355
BNS	1,818,381	\$149,220,491
WEED	4,091,009	\$136,391,490
SHOP	628,147	\$123,723,487
TRI	2,193,215	\$113,495,511
SU	2,618,469	\$112,114,435
CNR	1,159,471	\$110,522,675
MFC	4,198,082	\$103,538,843
ACB	8,599,712	\$89,888,021
NA	1,417,286	\$89,778,630
RCI.B	1,460,306	\$85,202,542
CNQ	2,154,166	\$84,518,928
QSR	1,056,662	\$79,953,857

ETF Trading

Daily Volume	17,784,480	Average Trade Value	\$9,943
Daily Value	\$310,346,182	Average Trade Size	570
# Trades	31,212	# of ETFs Traded	473

Top 10 ETFs by TSX Volume

Symbol	Market Volume	Market Value
HOD	1,957,067	\$12,149,170
XIU	1,760,442	\$40,844,419
HNU	1,278,461	\$4,667,678
HOU	1,077,468	\$9,987,469
ZEB	723,107	\$21,428,803
XEG	650,309	\$7,238,968
HVU	623,378	\$15,708,531
HGU	536,584	\$5,614,230
HMMJ	535,613	\$10,266,046
HXT	532,435	\$17,247,330

Top 10 ETFs by TSX Value

Symbol	Market Volume	Market Value
XIU	1,760,442	\$40,844,419
ZEB	723,107	\$21,428,803
HXT	532,435	\$17,247,330
XSP	524,624	\$16,181,260
HVU	623,378	\$15,708,531
XFN	350,892	\$13,407,267
HOD	1,957,067	\$12,149,170
HMMJ	535,613	\$10,266,046
HOU	1,077,468	\$9,987,469
ZCN	437,750	\$9,278,812

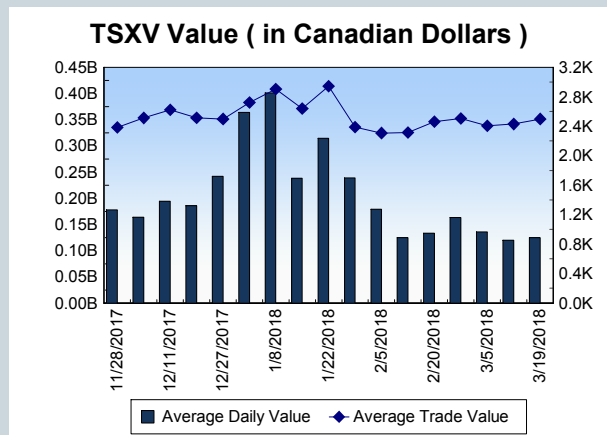
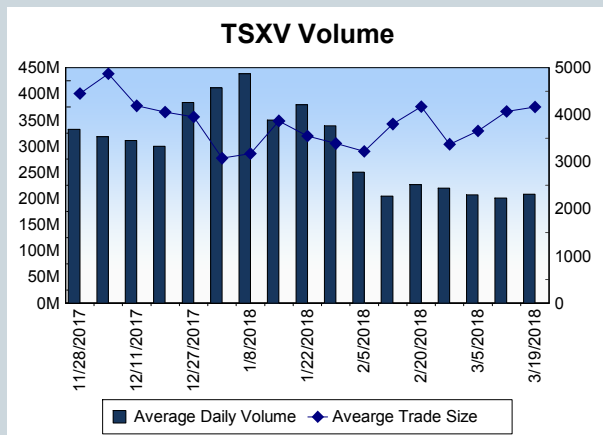
Block Trades	Non Block Trades
984	805,201

Top 5 Block Trade Brokers by Volume	
Broker	TSX Block Volume
GOLDMAN SACHS CANADA I	43,560,800
TD SECURITIES INC.	11,573,883
BMO NESBITT BURNS INC.	8,160,700
CIBC WORLD MARKETS INC.	3,644,500
SCOTIA CAPITAL INC.	3,021,400

Top 5 Block Trade Symbols by Volume	
Symbol	TSX Block Volume
FM	4,759,200
TCW	2,950,400
BIR	2,334,300
ACB	2,233,600
BBD.B	2,124,100

TSXV	
Daily Volume	215,860,021
Daily Value	\$113,246,262
Daily Trades	49,552
Daily Symbols Traded	1,193

TSXV ANONYMOUS TRADING	
Daily Volume	88,185,312
Daily Value	\$49,868,683
Average Trade Size	4,180
% TSXV Volume	40.85%



Top 20 TSXV Symbols by Volume		
Symbol	TSXV Volume	TSXV Value
ATE	17,412,791	\$11,070,018
XOP	8,269,250	\$82,693
JET	6,578,419	\$5,768,651
NGH.H	6,184,383	\$296,101
ROE.WT	5,576,030	\$118,585
HIP.WT	5,363,573	\$856,861
KALY	4,277,970	\$1,516,901
LG	3,976,816	\$800,764
VIS	3,063,200	\$159,590
SXE	3,014,780	\$87,261
GRAT	2,885,591	\$284,766
NXT	2,785,712	\$407,392
CBW	2,124,700	\$3,883,472
EXX	2,054,800	\$183,449
HIP	2,025,252	\$2,527,727
EBY	1,972,602	\$49,315
RB.H	1,954,254	\$56,906
WKG	1,906,200	\$66,817
THCX	1,903,283	\$7,910,953
AIS	1,644,914	\$810,818

Top 20 TSXV Symbols by Value		
Symbol	TSXV Volume	TSXV Value
CRON	1,000,518	\$11,137,115
ATE	17,412,791	\$11,070,018
THCX	1,903,283	\$7,910,953
JET	6,578,419	\$5,768,651
CBW	2,124,700	\$3,883,472
KBLT	217,348	\$2,879,273
EMH	462,472	\$2,695,820
HIP	2,025,252	\$2,527,727
OGI	511,633	\$2,398,723
EQX	1,423,166	\$1,636,818
NVO	287,566	\$1,532,334
NNO	598,762	\$1,523,603
KALY	4,277,970	\$1,516,901
FIRE	751,861	\$1,471,773
WML	766,456	\$1,403,837
HIVE	905,901	\$1,272,957
RHT	544,463	\$1,207,009
ABCN	544,271	\$1,182,597
BTL	198,725	\$1,114,030
RPM	877,070	\$1,052,571

Dark TSX/TSXV Trading			
Volume	11,584,400	Daily Trades	35,219
Value	240,117,996	Daily Symbols Traded	1,063