



February 5, 2019

For more information, email trading_sales@tsx.com
 Visit our blog at <http://exchange.tmx.com/>

Indices	February 5 Close	Previous Close	Change	% Change
S&P/TSX Composite Index	15,702.69			%
S&P/TSX 60 Index	937.82			%
S&P/TSX Venture Composite	620.63			%
S&P/TSX Completion Index	951.30			%
S&P/TSX Smallcap Index	569.03			%

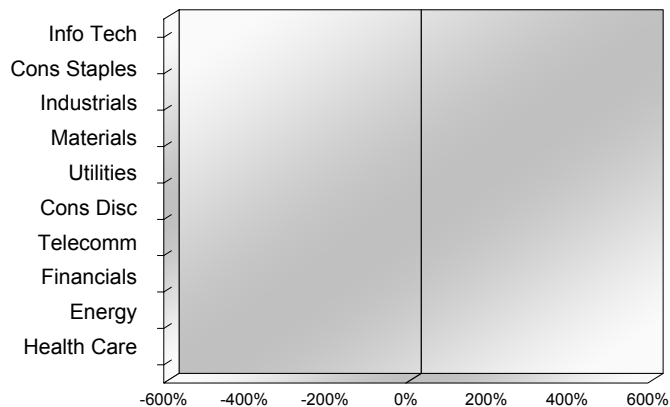
S&P/TSX Composite Index		
Advancers	Decliners	Unchanged
0	0	0

S&P/TSX Composite Index			
Top 10 Index Contributors		Top 10 Index Detractors	
Constituent	Index Contribution	Constituent	Index Contribution

S&P/TSX Composite Index			
Top 10 Advancers		Top 10 Decliners	
Constituent	Return	Constituent	Return
	%		%

S&P/TSX Composite Index				
Sector	# of Index Constituents	Weight	Market Cap (\$B)	Index Contribution
Information Technology	10	%	\$90.53	
Consumer Staples	10	%	\$85.73	
Industrials	28	%	\$233.10	
Materials	51	%	\$251.47	
Utilities	16	%	\$88.26	
Consumer Discretionary	17	%	\$94.58	
Communication Services	7	%	\$126.63	
Financials	26	%	\$717.25	
Energy	43	%	\$398.76	
Health Care	9	%	\$48.16	
S&P/TSX Composite Index	217	%	\$2,134.46	

S&P/TSX Composite Index - Sectors Returns



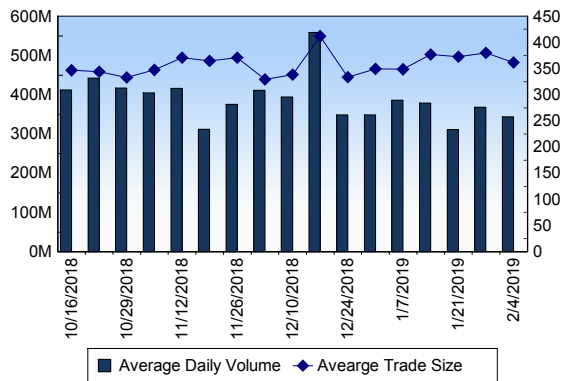
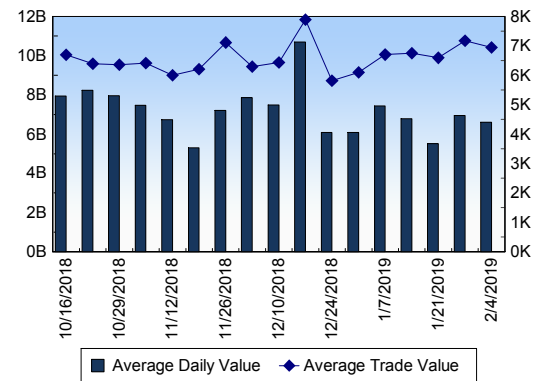
This report is published by TSX Inc. TSX Inc. does not guarantee either the completeness or the accuracy of this information. The information contained in this report is provided for informational purposes only and you agree not to rely upon the information contained in this report for any trading, business or financial purpose. These sheets are printed in Canada and issued by TSX Inc. under the express condition, to which everyone receiving or making use thereof assents, that no liability shall be incurred by TSX Inc. or its affiliated companies or any other vendor or donor, including, without limitation, for reliance on or for any errors or inaccuracies in this report. Neither TMX Group Limited, TSX Inc., nor any of their affiliated companies, guarantees the completeness of the information contained in this document and are not responsible for any errors or omission in or your use of, or reliance on, the information. This publication is under copyright. © 2015 TSX Inc. All rights reserved. Do not copy, distribute, sell or modify this publication without the prior written consent of TSX Inc. www.tmx.com/trading

TSX

Daily Volume	332,376,138
Daily Value	\$6,316,224,544
Daily Trades	915,119
Daily Symbols Traded	1,866

TSX ANONYMOUS TRADING

Daily Volume	121,357,443
Daily Value	\$2,539,283,018
Average Trade Size	315
% TSX Volume	36.51 %

TSX Volume**TSX Value (in Canadian Dollars)****Top 20 TSX Symbols by Volume**

Symbol	TSX Volume	TSX Value
ACB	29,343,371	\$303,707,958
APHA	16,447,337	\$224,173,087
ENB	8,997,105	\$444,407,732
MFC	8,824,525	\$183,257,068
CRON	6,559,145	\$190,645,786
BBD.B	6,194,723	\$11,795,560
RNX	6,053,175	\$4,155,786
CPG	4,337,212	\$15,791,585
TGOD	4,075,997	\$15,098,200
HEXO	3,972,077	\$30,009,061
ABX	3,923,878	\$68,283,752
HOU	3,711,875	\$22,636,253
CVE	3,593,044	\$36,689,438
ECA	3,300,603	\$29,932,771
XCB	3,210,064	\$67,125,372
VFF	3,092,975	\$27,771,760
TD	2,923,231	\$217,609,892
WEED	2,720,594	\$173,820,657
UEX	2,720,564	\$463,592
HOD	2,567,221	\$16,021,231

Top 20 TSX Symbols by Value

Symbol	TSX Volume	TSX Value
ENB	8,997,105	\$444,407,732
ACB	29,343,371	\$303,707,958
RY	2,276,457	\$229,911,109
APHA	16,447,337	\$224,173,087
TD	2,923,231	\$217,609,892
CRON	6,559,145	\$190,645,786
MFC	8,824,525	\$183,257,068
WEED	2,720,594	\$173,820,657
BNS	1,711,090	\$127,240,935
BMO	1,021,450	\$99,098,420
SU	2,250,797	\$97,532,053
CM	828,272	\$92,550,300
CNR	825,748	\$90,557,423
CP	320,675	\$85,987,340
CNQ	2,323,979	\$83,200,213
TRP	1,442,071	\$80,730,769
SLF	1,639,726	\$78,413,544
NTR	1,097,425	\$74,832,488
ABX	3,923,878	\$68,283,752
XCB	3,210,064	\$67,125,372

ETF Trading

Daily Volume	25,724,677	Average Trade Value	\$12,051
Daily Value	\$394,515,250	Average Trade Size	786
# Trades	32,736	# of ETFs Traded	552

Top 10 ETFs by TSX Volume

Symbol	Market Volume	Market Value
HOU	3,711,875	\$22,636,253
XCB	3,210,064	\$67,125,372
HOD	2,567,221	\$16,021,231
HNU	2,384,471	\$7,094,272
XIU	1,912,539	\$45,121,704
HMMJ	1,101,428	\$23,733,033
HND	692,813	\$4,620,867
XGD	524,654	\$6,226,505
XEG	495,436	\$4,730,816
HXD	453,540	\$2,550,487

Top 10 ETFs by TSX Value

Symbol	Market Volume	Market Value
XCB	3,210,064	\$67,125,372
XIU	1,912,539	\$45,121,704
HMMJ	1,101,428	\$23,733,033
HOU	3,711,875	\$22,636,253
HOD	2,567,221	\$16,021,231
HXT	267,342	\$9,015,866
HNU	2,384,471	\$7,094,272
XGD	524,654	\$6,226,505
HQU	98,652	\$5,921,636
HXU	160,746	\$5,669,051

Block Trades

894

Non Block Trades

914,225

Top 5 Block Trade Brokers by Volume

Broker	TSX Block Volume
TD SECURITIES INC.	15,937,400
BMO NESBITT BURNS INC.	10,595,600
CIBC WORLD MARKETS INC.	9,582,200
NATIONAL BANK FINANCIAL	7,606,900
PICTET (CANADA) & COMPAI	3,176,500

Top 5 Block Trade Symbols by Volume

Symbol	TSX Block Volume
ENB	6,079,200
MFC	5,898,700
XCB	2,902,600
CF	1,904,600
ACB	1,581,800

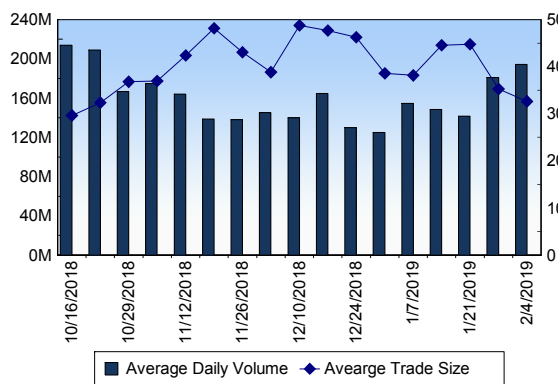
TSXV

Daily Volume	196,111,321
Daily Value	\$124,118,842
Daily Trades	55,983
Daily Symbols Traded	1,125

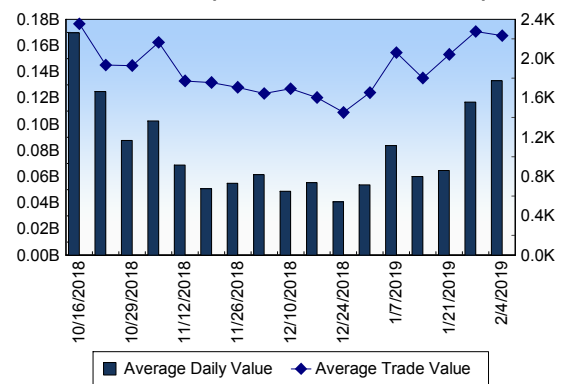
TSXV ANONYMOUS TRADING

Daily Volume	69,385,110
Daily Value	\$44,068,103
Average Trade Size	3,502
% TSXV Volume	35.38%

TSXV Volume



TSXV Value (in Canadian Dollars)



Top 20 TSXV Symbols by Volume

Symbol	TSXV Volume	TSXV Value
SOLO	13,458,077	\$832,377
MXR	10,173,372	\$2,734,859
TBP	8,078,570	\$6,431,407
ATE	6,570,584	\$1,596,743
N	5,191,357	\$6,128,540
ADZN	4,500,354	\$3,825,301
ALEF	3,690,080	\$10,124,573
KHRN	2,985,741	\$7,692,980
KALY	2,935,401	\$250,462
GRAT	2,454,921	\$257,012
LLC	2,412,262	\$488,406
RIV	2,139,987	\$10,444,420
NOB	2,097,000	\$255,578
RTI	2,067,555	\$2,259,029
OGI	1,991,555	\$14,914,658
WMD	1,798,073	\$3,406,702
SIC	1,745,970	\$214,453
IMR	1,620,619	\$166,098
EMH	1,614,793	\$6,445,567
HSI	1,602,500	\$160,250

Top 20 TSXV Symbols by Value

Symbol	TSXV Volume	TSXV Value
OGI	1,991,555	\$14,914,658
RIV	2,139,987	\$10,444,420
ALEF	3,690,080	\$10,124,573
KHRN	2,985,741	\$7,692,980
EMH	1,614,793	\$6,445,567
TBP	8,078,570	\$6,431,407
N	5,191,357	\$6,128,540
ADZN	4,500,354	\$3,825,301
WMD	1,798,073	\$3,406,702
MXR	10,173,372	\$2,734,859
RTI	2,067,555	\$2,259,029
EMC	1,236,810	\$2,163,625
PCLO	218,912	\$1,888,301
ATE	6,570,584	\$1,596,743
IGX.DB	15,000	\$1,500,000
PAT	592,897	\$1,366,804
FLWR	282,150	\$1,340,920
VIVO	1,232,261	\$1,266,271
WL	317,671	\$1,228,037
KNT	1,019,280	\$1,133,970

Dark TSX/TSXV Trading

Volume	11,681,320	Daily Trades	37,474
Value	262,738,744	Daily Symbols Traded	1,075